



US008372529B2

(12) **United States Patent**
Kato et al.

(10) **Patent No.:** **US 8,372,529 B2**
 (45) **Date of Patent:** ***Feb. 12, 2013**

(54) **CROSSLINKED PI-CONJUGATED
 HETEROACENE COMPOUND FOR
 ORGANIC ELECTROLUMINESCENCE
 DEVICE AND ORGANIC
 ELECTROLUMINESCENCE DEVICE USING
 THE SAME**

(75) Inventors: **Tomoki Kato**, Sodegaura (JP); **Masaki
 Numata**, Sodegaura (JP); **Kazuki
 Nishimura**, Sodegaura (JP); **Toshihiro
 Iwakuma**, Sodegaura (JP); **Chishio
 Hosokawa**, Sodegaura (JP)

(73) Assignee: **Idemitsu Kosan Co., Ltd.**, Tokyo (JP)

(*) Notice: Subject to any disclaimer, the term of this
 patent is extended or adjusted under 35
 U.S.C. 154(b) by 0 days.

This patent is subject to a terminal dis-
 claimer.

(21) Appl. No.: **13/270,786**

(22) Filed: **Oct. 11, 2011**

(65) **Prior Publication Data**

US 2012/0085995 A1 Apr. 12, 2012

Related U.S. Application Data

(63) Continuation of application No. 12/253,627, filed on
 Oct. 17, 2008, now Pat. No. 8,057,919.

(30) **Foreign Application Priority Data**

Jun. 5, 2008 (JP) 2008-148515

(51) **Int. Cl.**

H01L 51/54 (2006.01)

C07D 307/77 (2006.01)

C09K 11/06 (2006.01)

(52) **U.S. Cl.** **428/690**; 428/917; 313/502; 313/504;
 548/418; 549/456

(58) **Field of Classification Search** None
 See application file for complete search history.

(56) **References Cited**

U.S. PATENT DOCUMENTS

5,942,340	A	8/1999	Hu et al.
8,049,411	B2	11/2011	Kato et al.
8,057,919	B2 *	11/2011	Kato et al. 428/690
2006/0063033	A1	3/2006	Sohn et al.
2007/0224446	A1	9/2007	Nakano et al.
2008/0220285	A1	9/2008	Vestweber et al.
2009/0302742	A1	12/2009	Komori et al.
2011/0253995	A1	10/2011	Kato et al.

FOREIGN PATENT DOCUMENTS

JP	2007088016	4/2007
WO	WO 2006122630	11/2006
WO	WO 2007063754	6/2007

OTHER PUBLICATIONS

Machine translation of JP2007-088016. Date of publication: May 4,
 2007.

Hadizad, et al., Organic Letters 2005, 7, 795-797. Date of online
 publication: Feb. 9, 2005.

* cited by examiner

Primary Examiner — Lynda Salvatore

Assistant Examiner — Andrew K Bohaty

(74) *Attorney, Agent, or Firm* — Oblon, Spivak,
 McClelland, Maier & Neustadt, L.L.P.

(57) **ABSTRACT**

Provided are an organic electroluminescence device, which:
 shows high luminous efficiency; is free of any pixel defect;
 and has a long lifetime, and a material for an organic elec-
 troluminescence device for realizing the device. The material
 for an organic electroluminescence device is a compound of a
 specific structure having a π -conjugated heteroacene skeleton
 crosslinked with a carbon atom, nitrogen atom, or oxygen
 atom. The organic electroluminescence device has one or
 more organic thin film layers including a light emitting layer
 between a cathode and an anode, and at least one layer of the
 organic thin film layers contains the material for an organic
 electroluminescence device.

13 Claims, No Drawings

**CROSSLINKED PI-CONJUGATED
HETEROACENE COMPOUND FOR
ORGANIC ELECTROLUMINESCENCE
DEVICE AND ORGANIC
ELECTROLUMINESCENCE DEVICE USING
THE SAME**

CROSS REFERENCE TO RELATED
APPLICATION

This application is a continuation application of U.S. application Ser. No. 12/253,627, filed on Oct. 17, 2008 now U.S. Pat. No. 8,057,919, and claims priority to Japanese Patent Application No. 2008-148515, filed on Jun. 5, 2008.

TECHNICAL FIELD

The present invention relates to a material for an organic electroluminescence device and an organic electroluminescence device using the material, in particular, an organic electroluminescence device, which: shows high luminous efficiency; is free of any pixel defect; and has a long lifetime, and a material for an organic electroluminescence device for realizing the device.

BACKGROUND ART

An organic electroluminescence device (hereinafter, "electroluminescence" may be abbreviated as "EL") is a spontaneous light emitting device which utilizes the principle that a fluorescent substance emits light by energy of recombination of holes injected from an anode and electrons injected from a cathode when an electric field is applied. Since an organic EL device of the laminate type driven under a low electric voltage was reported, many studies have been conducted on organic EL devices using organic materials as the constituent materials. The devices of the laminate type use tris(8-quinolino) aluminum for a light emitting layer and a triphenyl-diamine derivative for a hole transporting layer. Advantages of the laminate structure are that the efficiency of hole injection into the light emitting layer can be increased, that the efficiency of forming exciton which are formed by blocking and recombining electrons injected from the cathode can be increased, and that exciton formed within the light emitting layer can be enclosed. As described above, for the structure of the organic EL device, a two-layered structure having a hole transporting (injecting) layer and an electron transporting light emitting layer and a three-layered structure having a hole transporting (injecting) layer, a light emitting layer, and an electron transporting (injecting) layer are well known. To increase the efficiency of recombination of injected holes and electrons in the devices of the laminate type, the structure of the device and the process for forming the device have been studied.

As the light emitting material of the organic EL device, chelate complexes such as tris(8-quinolinolato) aluminum complexes, coumarine derivatives, tetraphenylbutadiene derivatives, distyrylarylene derivatives, and oxadiazole derivatives are known. It is reported that light in the visible region ranging from blue light to red light can be obtained by using these light emitting materials, and development of a device exhibiting color images is expected.

In addition, it has been recently proposed that a phosphorescent material as well as a fluorescent material be utilized in the light emitting layer of an organic EL device. High luminous efficiency is achieved by utilizing the singlet and triplet states of an excited state of an organic phosphorescent mate-

rial in the light emitting layer of an organic EL device. Upon recombination of an electron and a hole in an organic EL device, singlet excitons and triplet excitons may be produced at a ratio of 1:3 owing to a difference in spin multiplicity between the singlet and triplet excitons, so the use of a phosphorescent material may achieve luminous efficiency three to four times as high as that of a device using fluorescence alone.

Patent Documents 1 to 7 are exemplary inventions each describing such materials for an organic EL device.

Patent Document 1 describes a compound using a structure obtained by crosslinking a terphenylene skeleton with, for example, a carbon atom, nitrogen atom, or oxygen atom as a mother skeleton. The document, which mainly discloses data indicative of the potential of the compound to serve as a hole transporting material, describes that the compound is used as a host material for a phosphorescent material in a light emitting layer. However, the description is limited to a red phosphorescent device, and the luminous efficiency of the device is not high enough for the device to be put into practical use.

Patent Document 2 describes an indolocarbazole compound having a substituent on a nitrogen atom or on an aromatic ring. The document recommends that the compound be used as a hole transporting material, and describes that a thermally and morphologically stable, thin hole transporting layer can be prepared from the compound. However, the document does not describe data indicative of the usefulness of the compound as a host material or electron transporting material to be used together with a phosphorescent material.

Patent Document 3 describes indolocarbazole compounds each having a substituent on a nitrogen atom or on an aromatic ring. The document discloses data on a green light emitting device using any one of those compounds as a host material for a phosphorescent material in its light emitting layer. However, a high voltage must be applied to the device to drive the device, and the device shows low luminous efficiency, so the device cannot be sufficiently put into practical use.

Patent Document 4 describes indolocarbazole compounds each having a substituent. The document describes that each of the compounds functions as a host material for a phosphorescent material in a light emitting layer. However, each of those compounds is characterized in that the compound has a dimer or trimer structure through a linking group, and each of the compounds tends to have a large molecular weight. The document discloses data on a green phosphorescent device using any one of those compounds, but all the compounds used each have a large molecular weight of 800 or more. The efficiency with which a material having a large molecular weight is deposited in a vacuum is poor, and the material may decompose owing to heating for a long time period, so the material may be insufficient in terms of practical use.

Patent Documents 5 and 6 describe indenofluorene compounds each having a substituent on an aromatic ring, and describe that each of the compounds functions as a fluorescent material in a light emitting layer. However, none of the documents describes data indicative of the usefulness of each of the compounds as a host material or electron transporting material to be used together with a phosphorescent material.

Patent Document 7 describes compounds each using a structure obtained by crosslinking a terphenylene skeleton with a sulfur atom, boron atom, or phosphorus atom as a mother skeleton. The document describes that each of those compounds has excellent oxidation resistance, and allows the formation of an organic semiconductor active layer by an application method. However, the document does not describe data indicative of the usefulness of each of the com-

pounds as a host material or electron transporting material to be used together with a fluorescent material or phosphorescent material.

Patent Document 1: WO 2006/122630

Patent Document 2: EP 0909787

Patent Document 3: WO 2007/063796

Patent Document 4: WO 2007/063754

Patent Document 5: US 2002/0132134

Patent Document 6: US 2003/0044646

Patent Document 7: JP 2008-81494

DISCLOSURE OF THE INVENTION

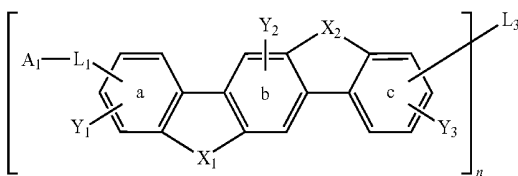
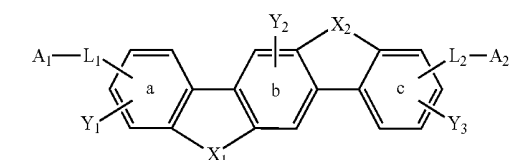
Problems to be Solved by the Invention

The present invention has been made with a view to solving the above problems, and an object of the present invention is to provide an organic EL device which: shows high luminous efficiency; is free of any pixel defect; and has a long lifetime, and a material for an organic EL device for realizing the device.

Means for Solving the Problems

The inventors of the present invention have made extensive studies with a view to achieving the above object. As a result, the inventors have found that the above object can be achieved by using a compound having a π -conjugated heteroacene skeleton crosslinked with a carbon atom, nitrogen atom, oxygen atom, or sulfur atom as a material for an organic EL device. Thus, the inventors have completed the present invention.

According to one aspect of the present invention, there is provided a material for an organic EL device represented by one of the following formulae (1) and (2).



[In the formulae (1) and (2), X_1 and X_2 each independently represent O, $N-R_1$, or CR_2R_3 , provided that a case where both X_1 and X_2 represent CR_2R_3 is excluded.

In the formulae (1) and (2), R_1 , R_2 , and R_3 each independently represent an alkyl group having 1 to 20 carbon atoms, a substituted or unsubstituted cycloalkyl group having a ring formed of 3 to 20 carbon atoms, an aralkyl group having 7 to 24 carbon atoms, a silyl group having 3 to 20 carbon atoms, a substituted or unsubstituted aromatic hydrocarbon group having a ring formed of 6 to 24 carbon atoms, or a substituted or unsubstituted aromatic heterocyclic group having a ring formed of 3 to 24 atoms, provided that, when both X_1 and X_2 represent $N-R_1$, at least one R_1 represents a substituted or

unsubstituted, monovalent fused aromatic heterocyclic group having a ring formed of 8 to 24 atoms.

In the formula (2), n represents 2, 3, or 4, and the material represented by the formula (2) includes a dimer using L_3 as a linking group for $n=2$, a trimer using L_3 as a linking group for $n=3$, or a tetramer using L_3 as a linking group for $n=4$.

In the formulae (1) and (2), L_1 represents a single bond, an alkyl or alkylene group having 1 to 20 carbon atoms, a substituted or unsubstituted cycloalkyl or cycloalkylene group having a ring formed of 3 to 20 carbon atoms, a monovalent or divalent silyl group having 2 to 20 carbon atoms, a substituted or unsubstituted, monovalent or divalent aromatic hydrocarbon group having a ring formed of 6 to 24 carbon atoms, or a substituted or unsubstituted, monovalent or divalent aromatic heterocyclic group which has a ring formed of 3 to 24 atoms and which is linked with a benzene ring a through a carbon-carbon bond.

In the formula (1), L_2 represents a single bond, an alkyl or alkylene group having 1 to 20 carbon atoms, a substituted or unsubstituted cycloalkyl or cycloalkylene group having a ring formed of 3 to 20 carbon atoms, a monovalent or divalent silyl group having 2 to 20 carbon atoms, a substituted or unsubstituted, monovalent or divalent aromatic hydrocarbon group having a ring formed of 6 to 24 carbon atoms, or a substituted or unsubstituted, monovalent or divalent aromatic heterocyclic group which has a ring formed of 3 to 24 atoms and which is linked with a benzene ring c through a carbon-carbon bond.

In the formula (2), when n represents 2, L_3 represents a single bond, an alkylene group having 1 to 20 carbon atoms, a substituted or unsubstituted cycloalkylene group having a ring formed of 3 to 20 carbon atoms, a divalent silyl group having 2 to 20 carbon atoms, a substituted or unsubstituted, divalent aromatic hydrocarbon group having a ring formed of 6 to 24 carbon atoms, or a substituted or unsubstituted, divalent aromatic heterocyclic group which has a ring formed of 3 to 24 atoms and which is linked with the benzene ring c through a carbon-carbon bond, when n represents 3, L_3 represents a trivalent alkane having 1 to 20 carbon atoms, a substituted or unsubstituted, trivalent cycloalkane having a ring formed of 3 to 20 carbon atoms, a trivalent silyl group having 1 to 20 carbon atoms, a substituted or unsubstituted, trivalent aromatic hydrocarbon group having a ring formed of 6 to 24 carbon atoms, or a substituted or unsubstituted, trivalent aromatic heterocyclic group which has a ring formed of 3 to 24 atoms and which is linked with the benzene ring c through a carbon-carbon bond, or when n represents 4, L_3 represents a tetravalent alkane having 1 to 20 carbon atoms, a substituted or unsubstituted, tetravalent cycloalkane having a ring formed of 3 to 20 carbon atoms, a silicon atom, a substituted or unsubstituted, tetravalent aromatic hydrocarbon group having a ring formed of 6 to 24 carbon atoms, or a substituted or unsubstituted, tetravalent aromatic heterocyclic group which has a ring formed of 3 to 24 atoms and which is linked with the benzene ring c through a carbon-carbon bond.

In the formulae (1) and (2), A_1 represents a hydrogen atom, a substituted or unsubstituted cycloalkyl group having a ring formed of 3 to 20 carbon atoms, a silyl group having 3 to 20 carbon atoms, a substituted or unsubstituted aromatic hydrocarbon group having a ring formed of 6 to 24 carbon atoms, or an aromatic heterocyclic group which has a ring formed of 3 to 24 atoms and which is linked with L_1 through a carbon-carbon bond, provided that, when L_1 represents an alkyl or alkylene group having 1 to 20 carbon atoms, a case where A_1 represents a hydrogen atom is excluded.

In the formula (1), A_2 represents a hydrogen atom, a substituted or unsubstituted cycloalkyl group having a ring formed of 3 to 20 carbon atoms, a silyl group having 3 to 20

5

carbon atoms, a substituted or unsubstituted aromatic hydrocarbon group having a ring formed of 6 to 24 carbon atoms, or an aromatic heterocyclic group which has a ring formed of 3 to 24 atoms and which is linked with L_2 through a carbon-carbon bond, provided that, when L_2 represents an alkyl or alkylene group having 1 to 20 carbon atoms, a case where A_2 represents a hydrogen atom is excluded, and, when X_1 and X_2 each represent O or CR_2R_3 and both L_1 and L_2 represent single bonds, a case where A_1 and A_2 simultaneously represent hydrogen atoms is excluded.

In the formulae (1) and (2), Y_1 , Y_2 , and Y_3 each represent an alkyl group having 1 to 20 carbon atoms, a substituted or unsubstituted cycloalkyl group having a ring formed of 3 to 20 carbon atoms, an alkoxy group having 1 to 20 carbon atoms, an aralkyl group having 7 to 24 carbon atoms, a silyl group having 3 to 20 carbon atoms, a substituted or unsubstituted aromatic hydrocarbon group having a ring formed of 6 to 24 carbon atoms, or a substituted or unsubstituted aromatic heterocyclic group which has a ring formed of 3 to 24 atoms and which is linked with the benzene ring a, b, or c through a carbon-carbon bond, the number of each of Y_1 and Y_3 is 0, 1, 2, or 3, and the number of Y_2 is 0, 1, or 2.

In the formulae (1) and (2), A_1 , A_2 , L_1 , L_2 , and L_3 are each free of any carbonyl group.]

According to another aspect of the present invention, there is provided an organic EL device having one or more organic thin film layers including a light emitting layer between a cathode and an anode in which at least one layer of the organic thin film layers contains a material for an organic EL device as a compound having a π -conjugated heteroacene skeleton crosslinked with a carbon atom, nitrogen atom, oxygen atom, or sulfur atom. A material for an organic EL device represented by the above formula (1) or (2) is preferably used as the material for an organic EL device of the present invention.

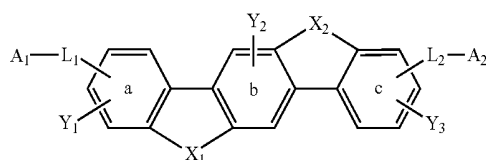
Further, the material for an organic EL device is effective also as a material for an organic electron device such as an organic solar cell, organic semiconductor laser, a sensor using organic matter, or an organic TFT.

Effects of the Invention

According to the present invention, there can be provided an organic EL device which: shows high luminous efficiency; is free of any pixel defect; and has a long lifetime, and a material for an organic EL device for realizing the device.

BEST MODE FOR CARRYING OUT THE INVENTION

A material for an organic EL device of the present invention is represented by one of the following general formulae (1) and (2).

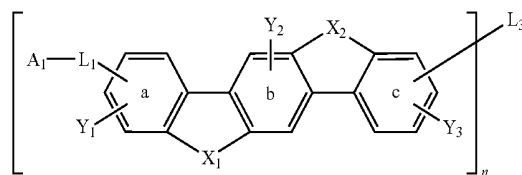


(1)

6

-continued

(2)



[In the formulae (1) and (2), X_1 and X_2 each independently represent O, $N-R_1$, or CR_2R_3 , provided that a case where both X_1 and X_2 represent CR_2R_3 is excluded.

In the formulae (1) and (2), R_1 , R_2 , and R_3 each independently represent an alkyl group having 1 to 20 carbon atoms, a substituted or unsubstituted cycloalkyl group having a ring formed of 3 to 20 carbon atoms, an aralkyl group having 7 to 24 carbon atoms, a silyl group having 3 to 20 carbon atoms, a substituted or unsubstituted aromatic hydrocarbon group having a ring formed of 6 to 24 carbon atoms, or a substituted or unsubstituted aromatic heterocyclic group having a ring formed of 3 to 24 atoms, provided that, when both X_1 and X_2 represent $N-R_1$, at least one R_1 represents a substituted or unsubstituted, monovalent fused aromatic heterocyclic group having a ring formed of 8 to 24 atoms.

In the formula (2), n represents 2, 3, or 4, and the material represented by the formula (2) includes a dimer using L_3 as a linking group for $n=2$, a trimer using L_3 as a linking group for $n=3$, or a tetramer using L_3 as a linking group for $n=4$.

In the formulae (1) and (2), L_1 represents a single bond, an alkyl or alkylene group having 1 to 20 carbon atoms, a substituted or unsubstituted cycloalkyl or cycloalkylene group having a ring formed of 3 to 20 carbon atoms, a monovalent or divalent silyl group having 2 to 20 carbon atoms, a substituted or unsubstituted, monovalent or divalent aromatic hydrocarbon group having a ring formed of 6 to 24 carbon atoms, or a substituted or unsubstituted, monovalent or divalent aromatic heterocyclic group which has a ring formed of 3 to 24 atoms and which is linked with a benzene ring a through a carbon-carbon bond.

In the formula (1), L_2 represents a single bond, an alkyl or alkylene group having 1 to 20 carbon atoms, a substituted or unsubstituted cycloalkyl or cycloalkylene group having a ring formed of 3 to 20 carbon atoms, a monovalent or divalent silyl group having 2 to 20 carbon atoms, a substituted or unsubstituted, monovalent or divalent aromatic hydrocarbon group having a ring formed of 6 to 24 carbon atoms, or a substituted or unsubstituted, monovalent or divalent aromatic heterocyclic group which has a ring formed of 3 to 24 atoms and which is linked with a benzene ring c through a carbon-carbon bond.

In the formula (2), when n represents 2, L_3 represents a single bond, an alkylene group having 1 to 20 carbon atoms, a substituted or unsubstituted cycloalkylene group having a ring formed of 3 to 20 carbon atoms, a divalent silyl group having 2 to 20 carbon atoms, a substituted or unsubstituted, divalent aromatic hydrocarbon group having a ring formed of 6 to 24 carbon atoms, or a substituted or unsubstituted, divalent aromatic heterocyclic group which has a ring formed of 3 to 24 atoms and which is linked with the benzene ring c through a carbon-carbon bond, when n represents 3, L_3 represents a trivalent alkane having 1 to 20 carbon atoms, a substituted or unsubstituted, trivalent cycloalkane having a ring formed of 3 to 20 carbon atoms, a trivalent silyl group having 1 to 20 carbon atoms, a substituted or unsubstituted, trivalent aromatic hydrocarbon group having a ring formed of 6 to 24 carbon atoms, or a substituted or unsubstituted, triva-

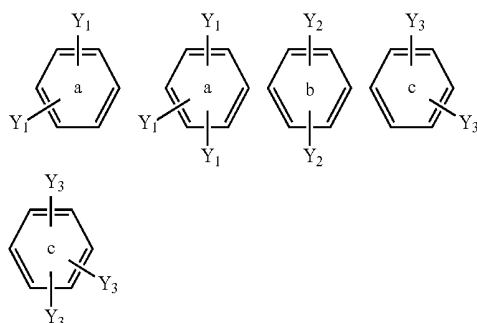
lent aromatic heterocyclic group which has 3 to 24 atoms and which is linked to the benzene ring c through a carbon-carbon bond, or when n represents 4, L₃ represents a tetravalent alkane having 1 to 20 carbon atoms, a substituted or unsubstituted, tetravalent cycloalkane having a ring formed of 3 to 20 carbon atoms, a silicon atom, a substituted or unsubstituted, tetravalent aromatic hydrocarbon group having a ring formed of 6 to 24 carbon atoms, or a substituted or unsubstituted, tetravalent aromatic heterocyclic group which has a ring formed of 3 to 24 atoms and which is linked with the benzene ring c through a carbon-carbon bond.

In the formulae (1) and (2), A₁ represents a hydrogen atom, a substituted or unsubstituted cycloalkyl group having a ring formed of 3 to 20 carbon atoms, a silyl group having 3 to 20 carbon atoms, a substituted or unsubstituted aromatic hydrocarbon group having a ring formed of 6 to 24 carbon atoms, or an aromatic heterocyclic group which has a ring formed of 3 to 24 atoms and which is linked with L₁ through a carbon-carbon bond, provided that, when L₁ represents an alkyl or alkylene group having 1 to 20 carbon atoms, a case where A₁ represents a hydrogen atom is excluded.

In the formula (2), A₂ represents a hydrogen atom, a substituted or unsubstituted cycloalkyl group having a ring formed of 3 to 20 carbon atoms, a silyl group having 3 to 20 carbon atoms, a substituted or unsubstituted aromatic hydrocarbon group having a ring formed of 6 to 24 carbon atoms, or an aromatic heterocyclic group which has a ring formed of 3 to 24 atoms and which is linked with L₂ through a carbon-carbon bond, provided that, when L₂ represents an alkyl or alkylene group having 1 to 20 carbon atoms, a case where A₂ represents a hydrogen atom is excluded, and, when X₁ and X₂ each represent O or CR₂R₃ and both L₁ and L₂ represent single bonds, a case where A₁ and A₂ simultaneously represent hydrogen atoms is excluded.

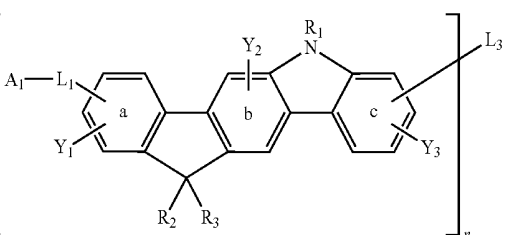
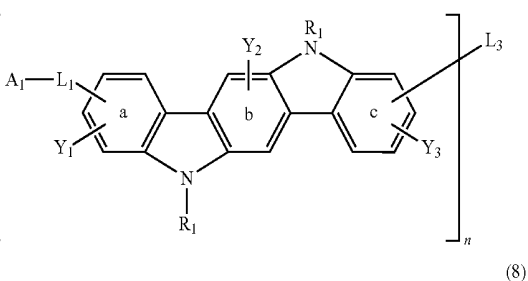
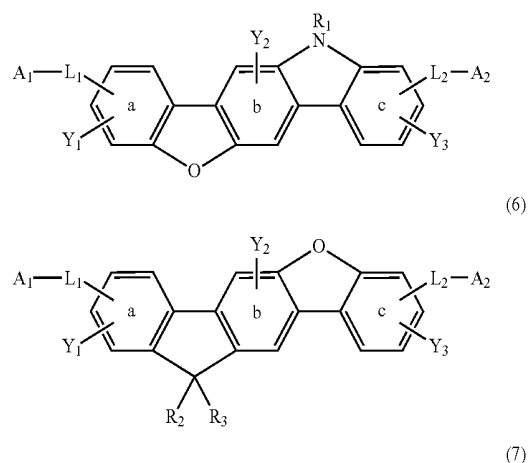
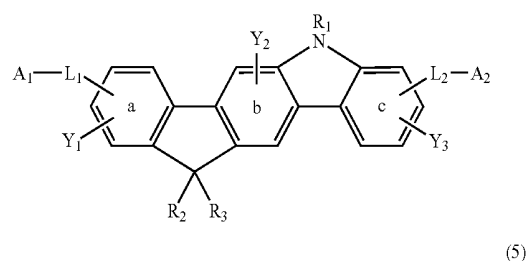
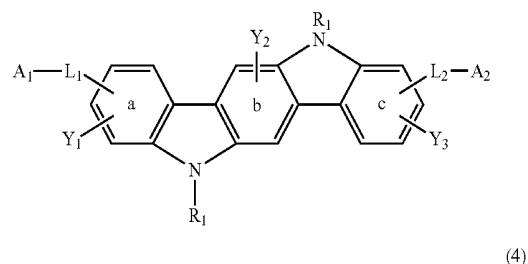
In the formulae (1) and (2), Y₁, Y₂, and Y₃ each represent an alkyl group having 1 to 20 carbon atoms, a substituted or unsubstituted cycloalkyl group having a ring formed of 3 to 20 carbon atoms, an alkoxy group having 1 to 20 carbon atoms, an aralkyl group having 7 to 24 carbon atoms, a silyl group having 3 to 20 carbon atoms, a substituted or unsubstituted aromatic hydrocarbon group having a ring formed of 6 to 24 carbon atoms, or a substituted or unsubstituted aromatic heterocyclic group which has a ring formed of 3 to 24 atoms and which is linked with the benzene ring a, b, or c through a carbon-carbon bond, the number of each of Y₁ and Y₃ is 0, 1, 2, or 3, and the number of Y₂ is 0, 1, or 2.

When the benzene ring a is substituted by multiple Y₁s, the benzene ring b is substituted by multiple Y₂s, or the benzene ring c is substituted by multiple Y₃s in the formulae (1) and (2), each of the rings is represented as shown below.



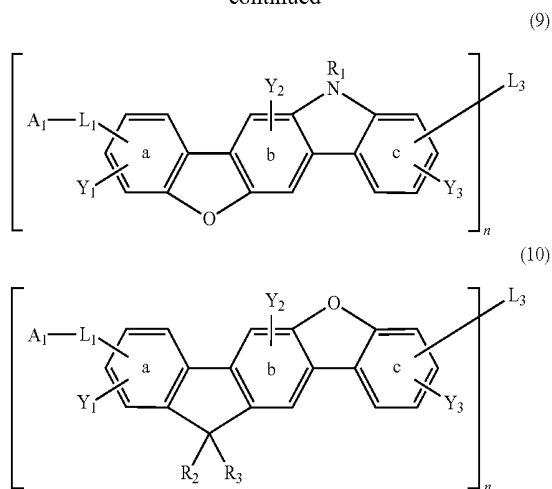
In the formulae (1) and (2), A₁, A₂, L₁, L₂, and L₃ are each free of any carbonyl group.]

The material for an organic EL device represented by the general formula (1) is preferably a material for an organic EL device represented by any one of the following general formulae (3) to (6) and (11), and the material for an organic EL device represented by the general formula (2) is preferably a material for an organic EL device represented by any one of the following general formulae (7) to (10) and (12).



9

-continued



[In the formulae (3) to (10), R_1 , R_2 , and R_3 each independently represent an alkyl group having 1 to 20 carbon atoms, a substituted or unsubstituted cycloalkyl group having a ring formed of 3 to 20 carbon atoms, an aralkyl group having 7 to 24 carbon atoms, a silyl group having 3 to 20 carbon atoms, a substituted or unsubstituted aromatic hydrocarbon group having a ring formed of 6 to 24 carbon atoms, or a substituted or unsubstituted aromatic heterocyclic group having a ring formed of 3 to 24 atoms, provided that at least one R_1 in each of the formulae (3) and (7) represents a substituted or unsubstituted, monovalent fused aromatic heterocyclic group having a ring formed of 8 to 24 atoms.

In the formulae (7) to (10), n represents 2, 3, or 4, and the material represented by any one of the formulae (7) to (10) includes a dimer using L_3 as a linking group for $n=2$, a trimer using L_3 as a linking group for $n=3$, or a tetramer using L_3 as a linking group for $n=4$.

In the formulae (3) to (10), L_1 represents a single bond, an alkyl or alkylene group having 1 to 20 carbon atoms, a substituted or unsubstituted cycloalkyl or cycloalkylene group having a ring formed of 3 to 20 carbon atoms, a monovalent or divalent silyl group having 2 to 20 carbon atoms, a substituted or unsubstituted, monovalent or divalent aromatic hydrocarbon group having a ring formed of 6 to 24 carbon atoms, or a substituted or unsubstituted, monovalent or divalent aromatic heterocyclic group which has a ring formed of 3 to 24 atoms and which is linked with the benzene ring a through a carbon-carbon bond.

In the formulae (3) to (6), L_2 represents a single bond, an alkyl or alkylene group having 1 to 20 carbon atoms, a substituted or unsubstituted cycloalkyl or cycloalkylene group having a ring formed of 3 to 20 carbon atoms, a monovalent or divalent silyl group having 2 to 20 carbon atoms, a substituted or unsubstituted, monovalent or divalent aromatic hydrocarbon group having a ring formed of 6 to 24 carbon atoms, or a substituted or unsubstituted, monovalent or divalent aromatic heterocyclic group which has a ring formed of 3 to 24 atoms and which is linked with the benzene ring c through a carbon-carbon bond.

In the formulae (7) to (10), when n represents 2, L_3 represents a single bond, an alkylene group having 1 to 20 carbon atoms, a substituted or unsubstituted cycloalkylene group having a ring formed of 3 to 20 carbon atoms, a divalent silyl group having 2 to 20 carbon atoms, a substituted or unsubstituted, divalent aromatic hydrocarbon group having a ring formed of 6 to 24 carbon atoms, or a substituted or unsubstituted, divalent aromatic heterocyclic group which has a ring

10

formed of 3 to 24 atoms and which is linked with the benzene ring c through a carbon-carbon bond, when n represents 3, L_3 represents a trivalent alkane having 1 to 20 carbon atoms, a substituted or unsubstituted, trivalent cycloalkane having a ring formed of 3 to 20 carbon atoms, a trivalent silyl group having 1 to 20 carbon atoms, a substituted or unsubstituted, trivalent aromatic hydrocarbon group having a ring formed of 6 to 24 carbon atoms, or a substituted or unsubstituted, trivalent aromatic heterocyclic group which has 3 to 24 atoms and which is linked with the benzene ring c through a carbon-carbon bond, or when n represents 4, L_3 represents a tetravalent alkane having 1 to 20 carbon atoms, a substituted or unsubstituted, tetravalent cycloalkane having a ring formed of 3 to 20 carbon atoms, a silicon atom, a substituted or unsubstituted, tetravalent aromatic hydrocarbon group having a ring formed of 6 to 24 carbon atoms, or a substituted or unsubstituted, tetravalent aromatic heterocyclic group which has a ring formed of 3 to 24 atoms and which is linked with the benzene ring c through a carbon-carbon bond.

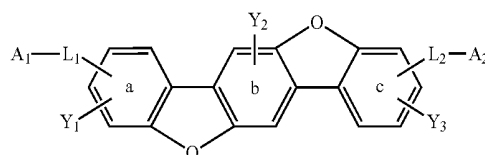
In the formulae (3) to (10), A_1 represents a hydrogen atom, a substituted or unsubstituted cycloalkyl group having a ring formed of 3 to 20 carbon atoms, a silyl group having 3 to 20 carbon atoms, a substituted or unsubstituted aromatic hydrocarbon group having a ring formed of 6 to 24 carbon atoms, or an aromatic heterocyclic group which has a ring formed of 3 to 24 atoms and which is linked with L_1 through a carbon-carbon bond, provided that, when L_1 represents an alkyl or alkylene group having 1 to 20 carbon atoms, a case where A_1 represents a hydrogen atom is excluded.

In the formulae (3) to (6), A_2 represents a hydrogen atom, a substituted or unsubstituted cycloalkyl group having a ring formed of 3 to 20 carbon atoms, a silyl group having 3 to 20 carbon atoms, a substituted or unsubstituted aromatic hydrocarbon group having a ring formed of 6 to 24 carbon atoms, or an aromatic heterocyclic group which has a ring formed of 3 to 24 atoms and which is linked with L_2 through a carbon-carbon bond, provided that, when L_2 represents an alkyl or alkylene group having 1 to 20 carbon atoms, a case where A_2 represents a hydrogen atom is excluded, and, when both L_1 and L_2 represent single bonds, a case where A_1 and A_2 simultaneously represent hydrogen atoms is excluded.

In the formulae (3) to (10), Y_1 , Y_2 , and Y_3 each represent an alkyl group having 1 to 20 carbon atoms, a substituted or unsubstituted cycloalkyl group having a ring formed of 3 to 20 carbon atoms, an alkoxy group having 1 to 20 carbon atoms, an aralkyl group having 7 to 24 carbon atoms, a silyl group having 3 to 20 carbon atoms, a substituted or unsubstituted aromatic hydrocarbon group having a ring formed of 6 to 24 carbon atoms, or a substituted or unsubstituted aromatic heterocyclic group which has a ring formed of 3 to 24 atoms and which is linked with the benzene ring a, b, or c through a carbon-carbon bond, the number of each of Y_1 and Y_3 is 0, 1, 2, or 3, and the number of Y_2 is 0, 1, or 2.

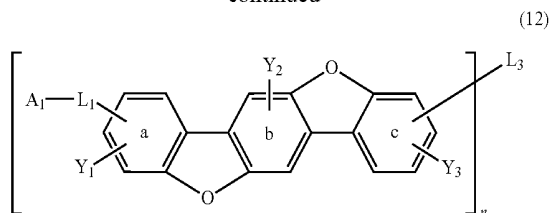
In the formulae (3) to (10), A_1 , A_2 , L_1 , L_2 , and L_3 are each free of any carbonyl group.]

(11)

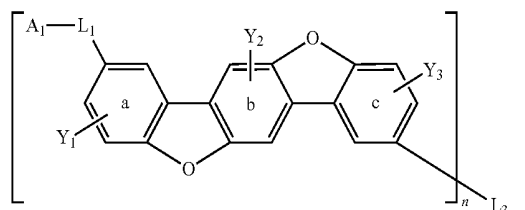
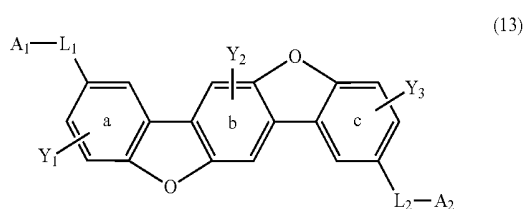


11

-continued



In addition, the general formulae (11) and (12) is preferably the following general formulae (13) and (14).



[In the formulae (12) and (14), n represents 2, 3, or 4, and the material represented by one of the formulae (12) and (14) includes a dimer using L_3 as a linking group for $n=2$, a trimer using L_3 as a linking group for $n=3$, or a tetramer using L_3 as a linking group for $n=4$.

In the formulae (11) to (14), L_1 represents a single bond, an alkyl or alkylene group having 1 to 20 carbon atoms, a substituted or unsubstituted cycloalkyl or cycloalkylene group having a ring formed of 3 to 20 carbon atoms, a monovalent or divalent silyl group having 2 to 20 carbon atoms, a substituted or unsubstituted, monovalent or divalent aromatic hydrocarbon group having a ring formed of 6 to 24 carbon atoms, or a substituted or unsubstituted, monovalent or divalent aromatic heterocyclic group which has a ring formed of 3 to 24 atoms and which is linked with the benzene ring a through a carbon-carbon bond.

In the formulae (11) and (13), L_2 represents a single bond, an alkyl or alkylene group having 1 to 20 carbon atoms, a substituted or unsubstituted cycloalkyl or cycloalkylene group having a ring formed of 3 to 20 carbon atoms, a monovalent or divalent silyl group having 2 to 20 carbon atoms, a substituted or unsubstituted, monovalent or divalent aromatic hydrocarbon group having a ring formed of 6 to 24 carbon atoms, or a substituted or unsubstituted, monovalent or divalent aromatic heterocyclic group which has a ring formed of 3 to 24 atoms and which is linked with a benzene ring c through a carbon-carbon bond.

In the formulae (12) and (14), when n represents 2, L_3 represents a single bond, an alkylene group having 1 to 20 carbon atoms, a substituted or unsubstituted cycloalkylene group having a ring formed of 3 to 20 carbon atoms, a divalent silyl group having 2 to 20 carbon atoms, a substituted or unsubstituted, divalent aromatic hydrocarbon group having a ring formed of 6 to 24 carbon atoms, or a substituted or

12

unsubstituted, divalent aromatic heterocyclic group which has a ring formed of 3 to 24 atoms and which is linked with the benzene ring c through a carbon-carbon bond, when n represents 3, L_3 represents a trivalent alkane having 1 to 20 carbon atoms, a substituted or unsubstituted, trivalent cycloalkane having a ring formed of 3 to 20 carbon atoms, a trivalent silyl group having 1 to 20 carbon atoms, a substituted or unsubstituted, trivalent aromatic hydrocarbon group having a ring formed of 6 to 24 carbon atoms, or a substituted or unsubstituted, trivalent aromatic heterocyclic group which has 3 to 24 atoms and which is linked with the benzene ring c through a carbon-carbon bond, or when n represents 4, L_3 represents a tetravalent alkane having 1 to 20 carbon atoms, a substituted or unsubstituted, tetravalent cycloalkane having a ring formed of 3 to 20 carbon atoms, a silicon atom, a substituted or unsubstituted, tetravalent aromatic hydrocarbon group having a ring formed of 6 to 24 carbon atoms, or a substituted or unsubstituted, tetravalent aromatic heterocyclic group which has a ring formed of 3 to 24 atoms and which is linked with the benzene ring c through a carbon-carbon bond.

In the formulae (11) to (14), A_1 represents a hydrogen atom, a substituted or unsubstituted cycloalkyl group having a ring formed of 3 to 20 carbon atoms, a silyl group having 3 to 20 carbon atoms, a substituted or unsubstituted aromatic hydrocarbon group having a ring formed of 6 to 24 carbon atoms, or an aromatic heterocyclic group which has a ring formed of 3 to 24 atoms and which is linked with L_1 through a carbon-carbon bond, provided that, when L_1 represents an alkyl or alkylene group having 1 to 20 carbon atoms, a case where A_1 represents a hydrogen atom is excluded.

In the formulae (12) and (13), A_2 represents a hydrogen atom, a substituted or unsubstituted cycloalkyl group having a ring formed of 3 to 20 carbon atoms, a silyl group having 3 to 20 carbon atoms, a substituted or unsubstituted aromatic hydrocarbon group having a ring formed of 6 to 24 carbon atoms, or an aromatic heterocyclic group which has a ring formed of 3 to 24 atoms and which is linked with L_2 through a carbon-carbon bond, provided that, when L_2 represents an alkyl or alkylene group having 1 to 20 carbon atoms, a case where A_2 represents a hydrogen atom is excluded, and, when both L_1 and L_2 represent single bonds, a case where A_1 and A_2 simultaneously represent hydrogen atoms is excluded.

In the formulae (11) to (14), Y_1 , Y_2 , and Y_3 each represent an alkyl group having 1 to 20 carbon atoms, a substituted or unsubstituted cycloalkyl group having a ring formed of 3 to 20 carbon atoms, an alkoxy group having 1 to 20 carbon atoms, an aralkyl group having 7 to 24 carbon atoms, a silyl group having 3 to 20 carbon atoms, a substituted or unsubstituted aromatic hydrocarbon group having a ring formed of 6 to 24 carbon atoms, or a substituted or unsubstituted aromatic heterocyclic group which has a ring formed of 3 to 24 atoms and which is linked with the benzene ring a, b, or c through a carbon-carbon bond, the number of each of Y_1 and Y_3 is 0, 1, 2, or 3, and the number of Y_2 is 0, 1, or 2.

In the formulae (11) to (14), A_1 , A_2 , L_1 , L_2 , and L_3 are each free of any carbonyl group.]

In the general formulae (11) to (14), A_1 preferably represents a silyl group having 3 to 20 carbon atoms, or an aromatic heterocyclic group which has a ring formed of 3 to 24 atoms and which is linked with L_1 through a carbon-carbon bond.

Further, in the general formulae (11) to (14), A_1 preferably represents an aromatic heterocyclic group which is linked with L_1 through a carbon-carbon bond and which is selected from pyridazine, pyrimidine, pyrazine, 1,3,5-triazine, carbazole, dibenzofuran, dibenzothiophene, phenoxazine, phenothiazine, and dihydroacridine.

In the general formulae (1) to (14), specific examples of each group are described below.

Examples of the substituted or unsubstituted aromatic hydrocarbon group having a ring formed of 6 to 24 carbon atoms represented by Y_1 to Y_3 , R_1 to R_3 , L_1 to L_3 , and A_1 and A_2 include residues having corresponding valencies such as substituted or unsubstituted benzene, naphthalene, biphenyl, terphenyl, fluorene, phenanthrene, triphenylene, perylene, chrysene, fluoranthene, benzofluorene, benzotriphenylene, benzochrysene, and anthracene. Preferred are benzene, naphthalene, biphenyl, terphenyl, fluorene, and phenanthrene.

Examples of the substituted or unsubstituted aromatic hydrocarbon group having a ring formed of 3 to 24 atoms represented by Y_1 to Y_3 , R_1 to R_3 , L_1 to L_3 , and A_1 and A_2 include residues having corresponding valencies such as pyridine, pyridazine, pyrimidine, pyrazine, 1,3,5-triazine, carbazole, dibenzofuran, dibenzothiophene, phenoxazine, phenothiazine, and dihydroacridine. Preferred are pyridine, pyridazine, pyrimidine, pyrazine, carbazole, dibenzofuran, dibenzothiophene, phenoxazine, and dihydroacridine. In addition, examples of at least one substituted or unsubstituted, monovalent fused aromatic heterocyclic group having a ring formed of 8 to 24 atoms represented by R_1 include aromatic heterocyclic groups each having a fused structure in examples of the aromatic heterocyclic groups.

Examples of the alkyl group, alkylene group, and trivalent or tetravalent alkane, each of which has 1 to 20 carbon atoms represented by Y , Y_1 to Y_3 , L_1 to L_3 , and R_1 to R_3 include a methyl group, an ethyl group, a propyl group, an isopropyl group, an n-butyl group, an s-butyl group, a t-butyl group, an isobutyl group, an n-pentyl group, an n-hexyl group, an n-heptyl group, an n-octyl group, an n-nonyl group, an n-decyl group, an n-undecyl group, an n-dodecyl group, an n-tridecyl group, an n-tetradecyl group, an n-pentadecyl group, an n-hexadecyl group, an n-heptadecyl group, an n-octadecyl group, an neopentyl group, a 1-methylpentyl group, a 2-methylpentyl group, a 1-pentylhexyl group, a 1-butylpentyl group, a 1-heptyloctyl group, and a 3-methylpentyl group or groups obtained by allowing those groups to have two to four valencies. Preferred are a methyl group, an ethyl group, a propyl group, an isopropyl group, an n-butyl group, an s-butyl group, an isobutyl group, a t-butyl group, n-pentyl group, an n-hexyl group, an n-heptyl group, an n-octyl group, an n-nonyl group, an n-decyl group, an n-undecyl group, an n-dodecyl group, an n-tridecyl group, an n-tetradecyl group, an n-pentadecyl group, an n-hexadecyl group, an n-heptadecyl group, an n-octadecyl group, an neopentyl group, a 1-methylpentyl group, a 1-pentylhexyl group, a 1-butylpentyl group, and a 1-heptyloctyl group.

Examples of the substituted or unsubstituted cycloalkyl group, cycloalkylene group, and trivalent or tetravalent cycloalkane, each of which has a ring formed of 3 to 20 carbon atoms, represented by Y_1 to Y_3 , L_1 to L_3 , R_1 to R_3 , and A_1 and A_2 include a cyclopropyl group, a cyclobutyl group, a cyclopentyl group, a cyclohexyl group, and groups obtained by allowing those group to have two to four valencies. Preferred are a cyclobutyl group, a cyclopentyl group, and a cyclohexyl group.

Examples of the alkoxy group having 1 to 20 carbon atoms and represented by Y_1 to Y_3 include a methoxy group, an ethoxy group, a methoxy group, an i-propoxy group, an n-propoxy group, an n-butoxy group, an s-butoxy group, and a t-butoxy group. Preferred are a methoxy group, an ethoxy group, a methoxy group, an i-propoxy group, and an n-propoxy group.

Examples of the silyl group having 1 to 20 carbon atoms represented by Y_1 to Y_3 , L_1 to L_3 , R_1 to R_3 , and A_1 and A_2

include a trimethyl silyl group, a triethyl silyl group, a tributyl silyl group, a trioctyl silyl group, a triisobutyl silyl group, a dimethylethyl silyl group, a dimethylisopropyl silyl group, a dimethylpropyl silyl group, a dimethylbutyl silyl group, a dimethyltertiary butyl silyl group, a diethylisopropyl silyl group, a phenyldimethyl silyl group, a diphenylmethyl silyl group, a diphenyl tertiary butyl group, a triphenyl silyl group, and groups obtained by allowing those groups to have two or three valencies. Preferred are a trimethyl silyl group, a triethyl silyl group, and a tributyl silyl group.

Examples of the aralkyl group having 7 to 24 carbon atoms represented by Y_1 to Y_3 , and R_1 to R_3 include a benzyl group, a phenethyl group, and a phenylpropyl group.

Examples of the substituent that can be substituted for the each group in the general formulae (1) to (14) include alkyl groups each having 1 to 10 carbon atoms (such as a methyl group, an ethyl group, a propyl group, an isopropyl group, an n-butyl group, an s-butyl group, an isobutyl group, a t-butyl group, an n-pentyl group, an n-hexyl group, an n-heptyl group, an n-octyl group, a hydroxymethyl group, a 1-hydroxyethyl group, a 2-hydroxyethyl group, a 2-hydroxyisobutyl group, a 1,2-dihydroxyethyl group, a 1,3-dihydroxyisopropyl group, a 2,3-dihydroxy-t-butyl group, a 1,2,3-trihydroxyisopropyl group, a 2,3-dihydroxy-t-butyl group, a 1,2,3-trihydroxypropyl group, a chloromethyl group, a 1-chloroethyl group, a 2-chloroethyl group, a 2-chloroisobutyl group, a 1,2-dichloroethyl group, a 1,3-dichloroisopropyl group, a 2,3-dichloro-t-butyl group, a 1,2,3-trichloropropyl group, a bromomethyl group, a 1-bromoethyl group, a 2-bromoethyl group, a 2-bromoisobutyl group, a 1,2-dibromoethyl group, a 1,3-dibromoisopropyl group, a 2,3-dibromo-t-butyl group, a 1,2,3-tribromopropyl group, a iodomethyl group, a 1-iodoethyl group, a 2-iodoethyl group, a 2-iodoisobutyl group, a 1,2-diiodoethyl group, a 1,3-diiodoisopropyl group, a 2,3-diiodo-t-butyl group, a 1,2,3-triiodopropyl group, an aminomethyl group, a 1-aminoethyl group, a 2-aminoethyl group, a 2-aminoisobutyl group, a 1,2-diaminoethyl group, a 1,3-diaminoisopropyl group, a 2,3-diamino-t-butyl group, a 1,2,3-triaminopropyl group, a cyanomethyl group, a 1-cyanoethyl group, a 2-cyanoethyl group, a 2-cyanoisobutyl group, a 1,2-dicyanoethyl group, 1,3-dicyanoisopropyl group, a 2,3-dicyano-t-butyl group, a 1,2,3-tricyanopropyl group, a nitromethyl group, a 1-nitroethyl group, a 2-nitroethyl group, a 2-nitroisobutyl group, a 1,2-dinitroethyl group, a 1,3-dinitroisopropyl group, a 2,3-dinitro-t-butyl group, and a 1,2,3-trinitropropyl group), cycloalkyl groups each having a ring formed of 3 to 40 carbon atoms (such as a cyclopropyl group, a cyclobutyl group, a cyclopentyl group, a cyclohexyl group, a 4-methylcyclohexyl group, a 1-adamantyl group, a 2-adamantyl group, a 1-norbornyl group, and a 2-norbornyl group), alkoxy groups each having 1 to 6 carbon atoms (such as an ethoxy group, a methoxy group, an i-propoxy group, an n-propoxy group, an s-butoxy group, a t-butoxy group, a pentoxy group, and a hexyloxy group), cycloalkoxy groups each having a ring formed of 3 to 10 carbon atoms (such as a cyclopentoxy group and a cyclohexyloxy group), aromatic hydrocarbon groups each having a ring formed of 6 to 40 carbon atoms, aromatic heterocyclic groups having a ring formed of 3 to 40 atoms, amino groups substituted with aromatic hydrocarbon groups having a ring formed of 6 to 40 carbon atoms, ester groups having aromatic hydrocarbon groups having a ring formed of 6 to 40 carbon atoms, an ester group, cyano group, nitro group, and halogen atom, each of which has an alkyl group having 1 to 6 carbon atoms.

15

Of those, alkyl groups each having 1 to 6 carbon atoms, a phenyl group, a pyridyl group, a carbazolyl group, and a dibenzofuranyl group are preferred and the number of substituents is preferably 1 or 2.

In the material for an organic EL device represented by the general formula (2), (7) to (10), (12), or (14), n preferably represents 2.

In the general formula (1), (3) to (6), (11), or (13), the total number of the substituents represented by Y_1 , Y_2 , and Y_3 is preferably 3 or less, and the total number of the substituents

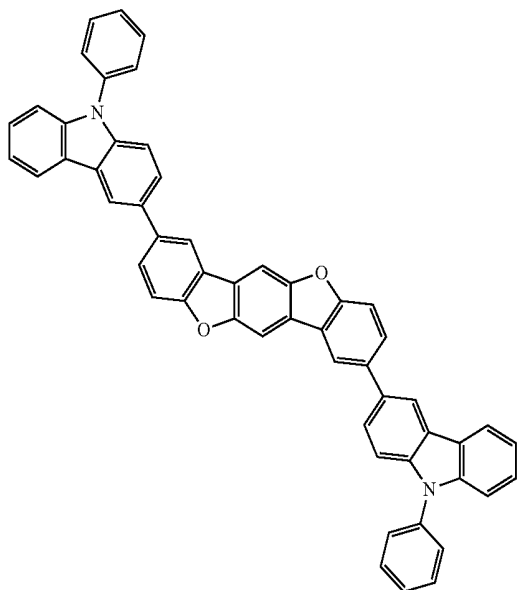
16

represented by Y_1 , Y_2 , and Y_3 in the structure of $[]_n$ in the general formula (2), (7) to (10), (12), or (14) is preferably 3 or less.

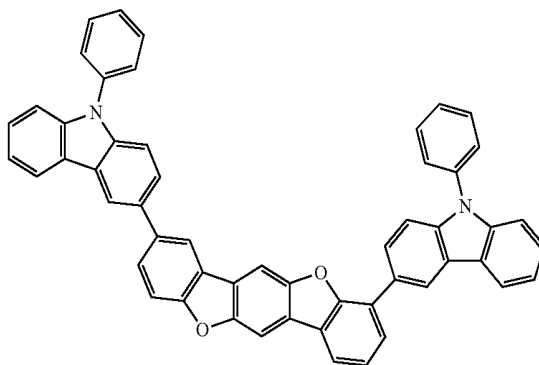
In the general formula (1) or (2), X_1 and X_2 are each represented by $N-R_1$. $N-R_1$ of X_1 and $N-R_1$ of X_2 may be preferably different from each other.

Specific examples of the material for an organic EL device represented by any one of the general formulae (1) to (14) of the present invention are shown below. However, the present invention is not limited to these exemplified compounds.

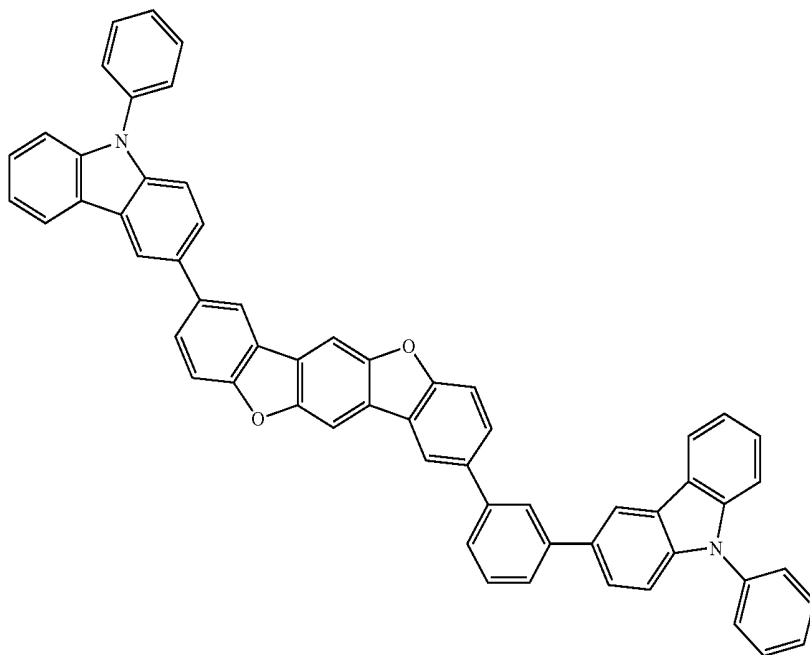
No. 1



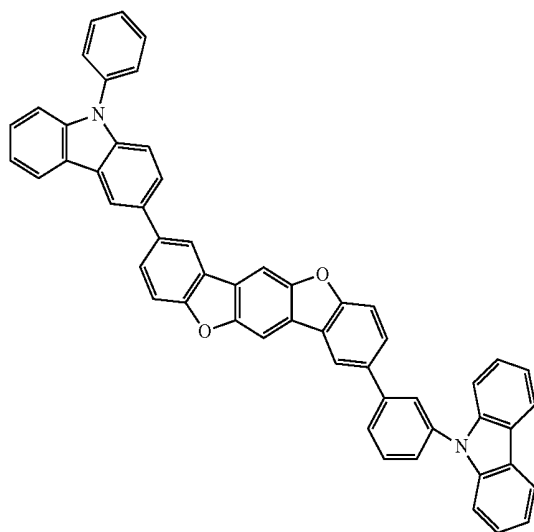
No. 2



No. 3

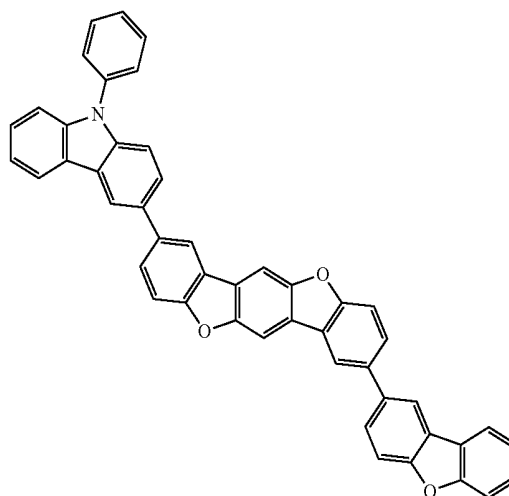


17

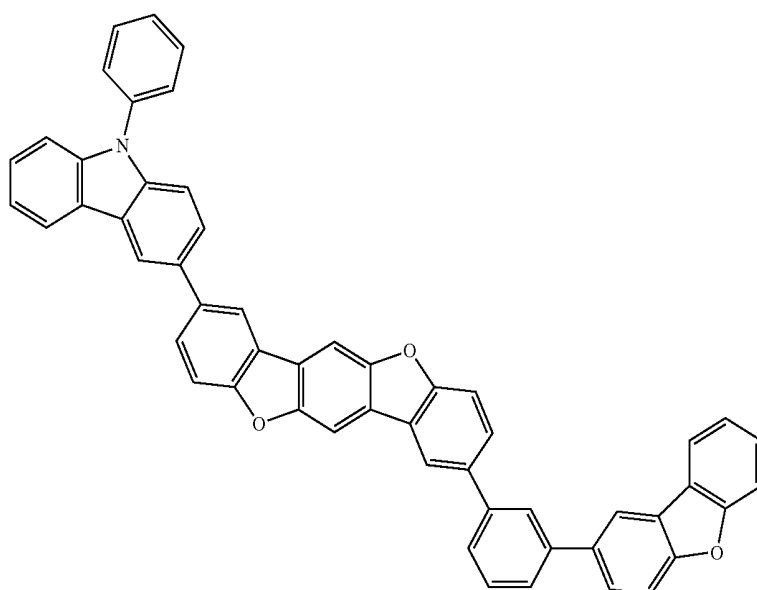
-continued
No. 4

18

No. 5



No. 6



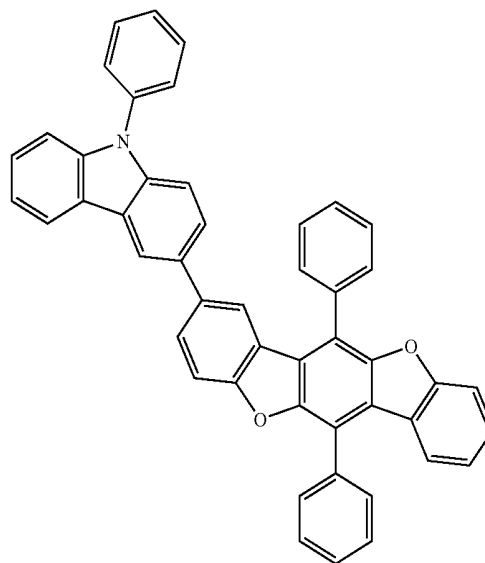
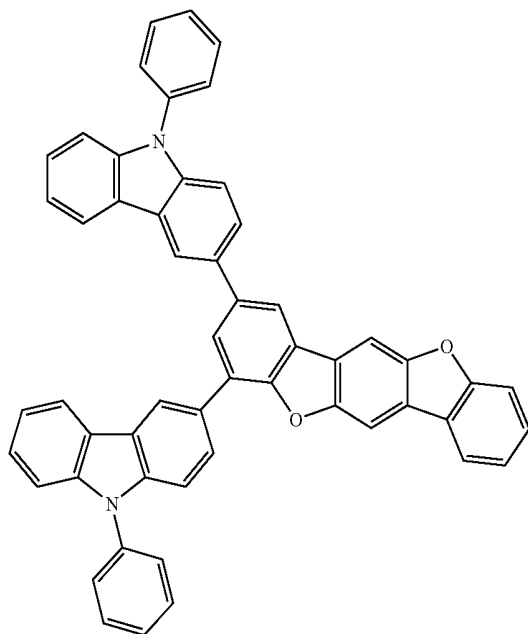
19

20

-continued

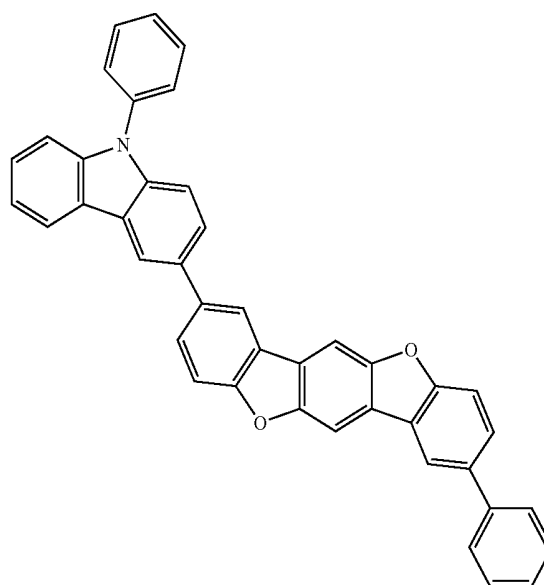
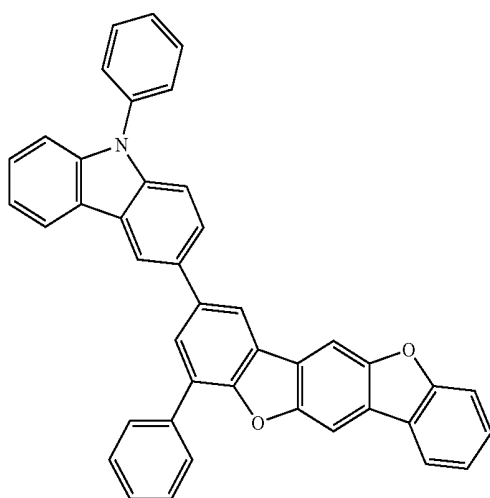
No. 7

No. 8



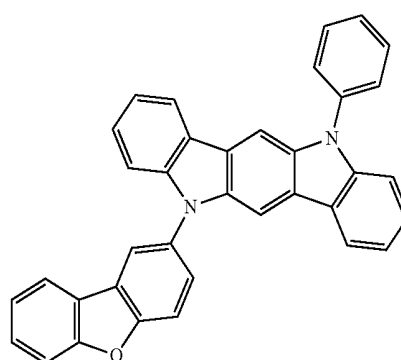
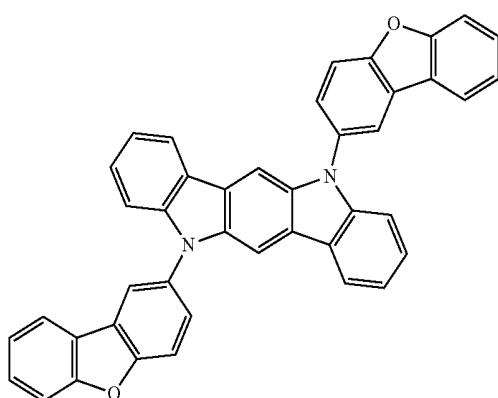
No. 9

No. 10



No. 11

No. 12



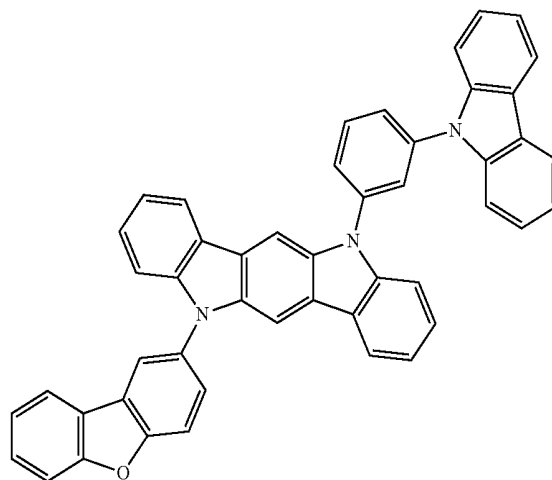
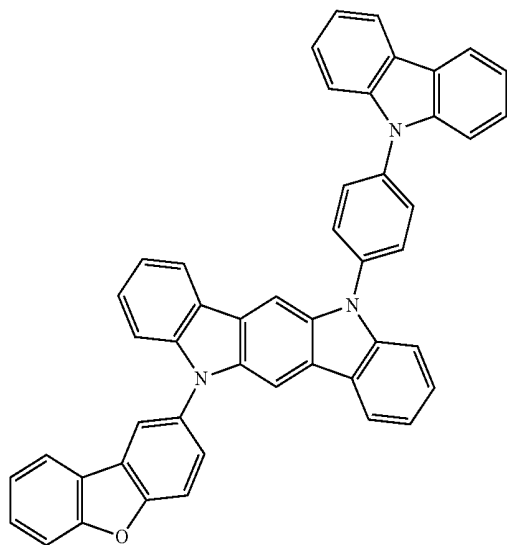
21

22

-continued

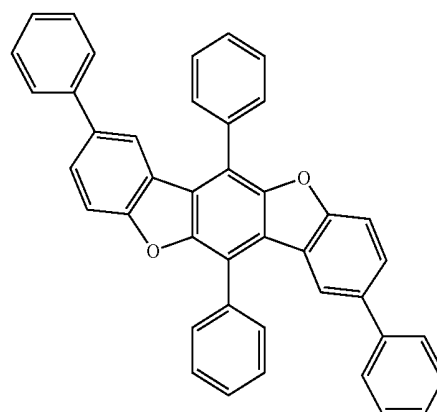
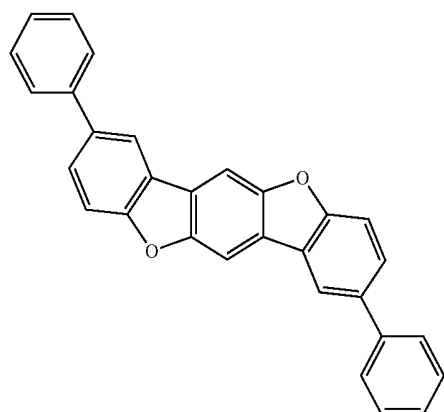
No. 13

No. 14



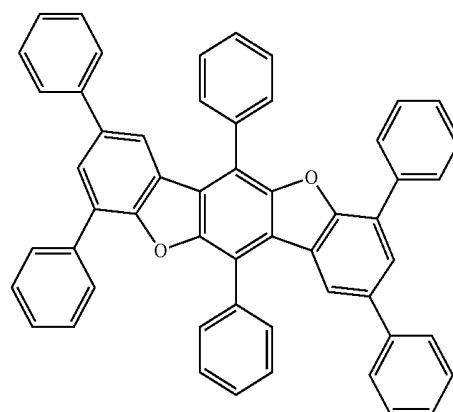
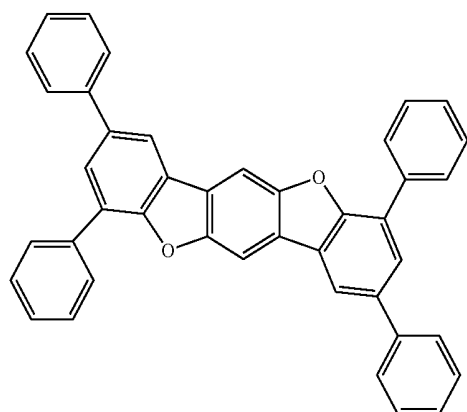
No. 15

No. 16



No. 17

No. 18

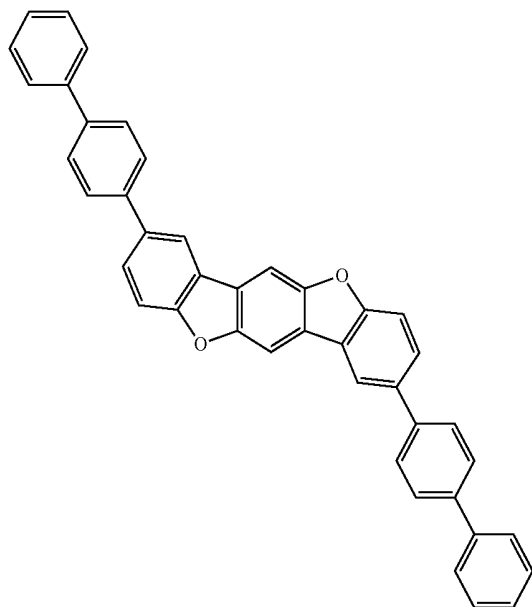


23

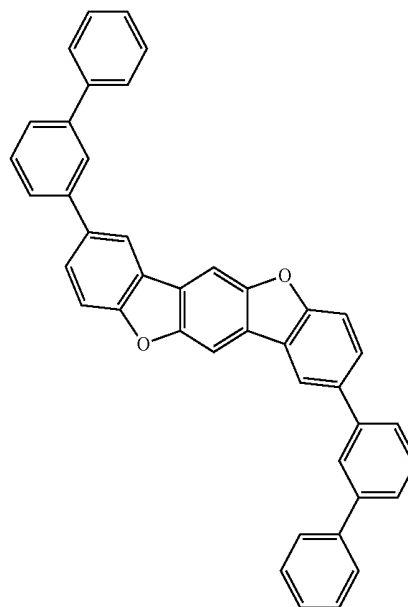
24

-continued
No. 19

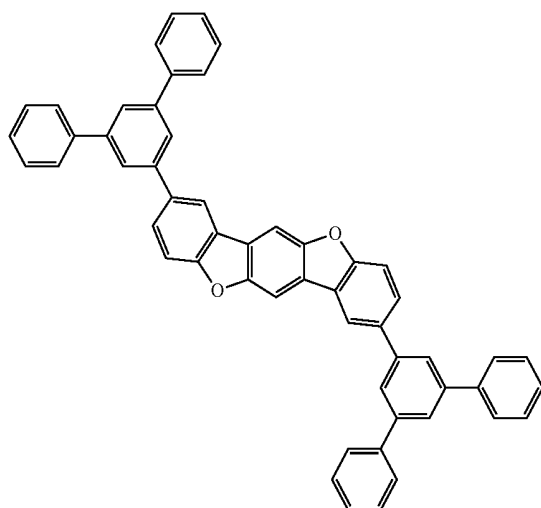
No. 20



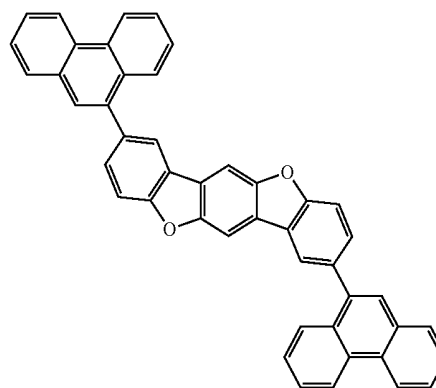
No. 21



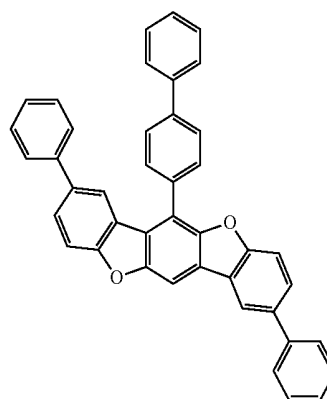
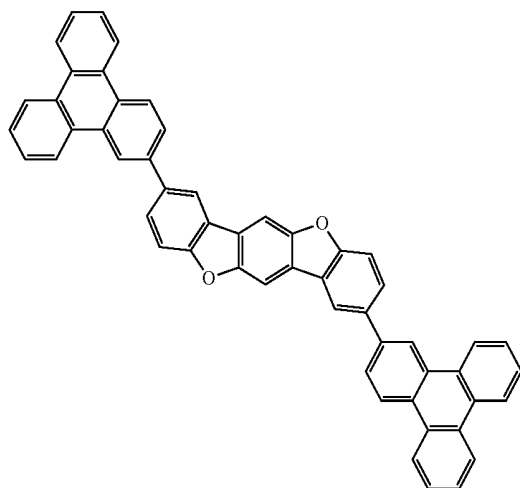
No. 22



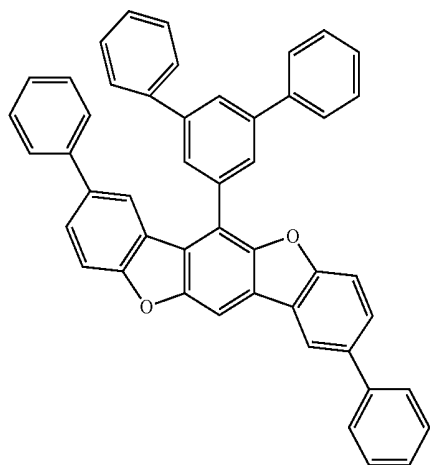
No. 23



No. 24

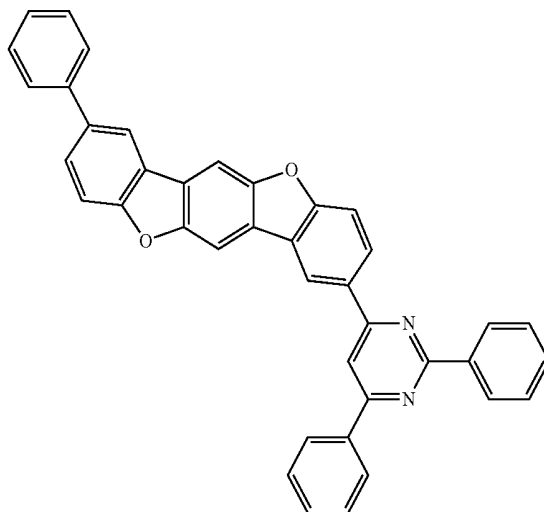


25



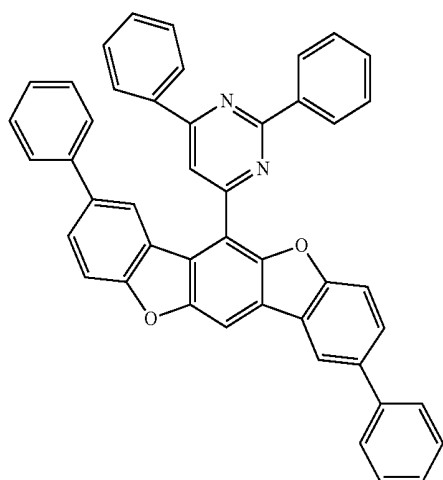
-continued
No. 25

26

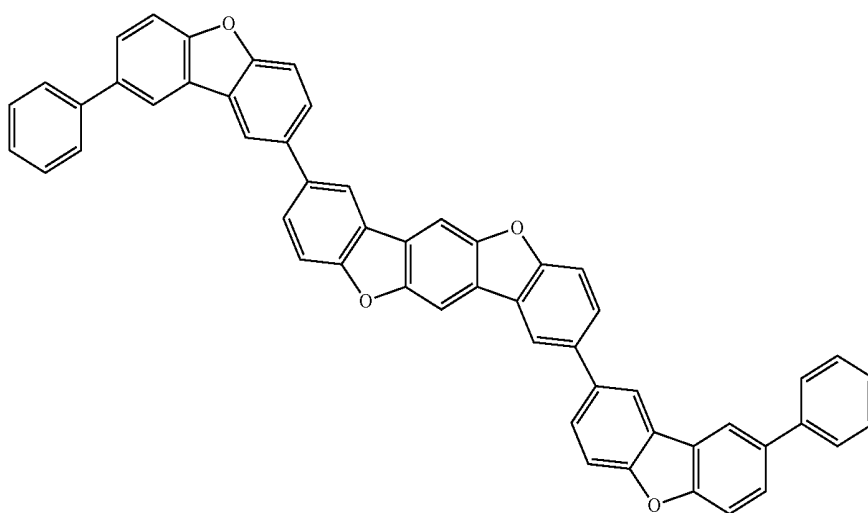


No. 26

No. 27



No. 28



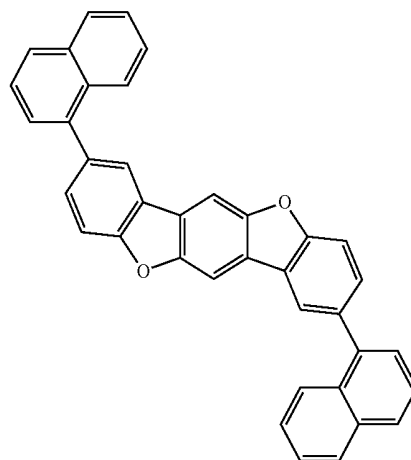
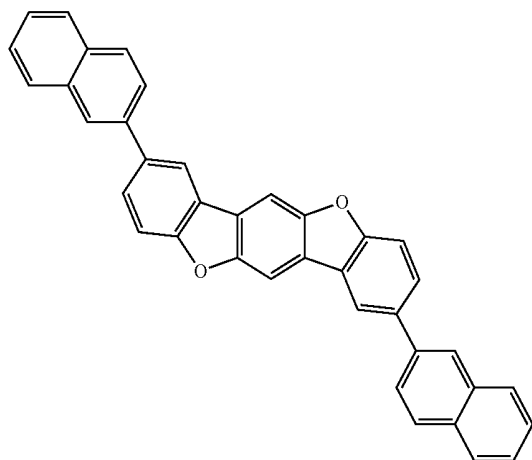
27

28

-continued

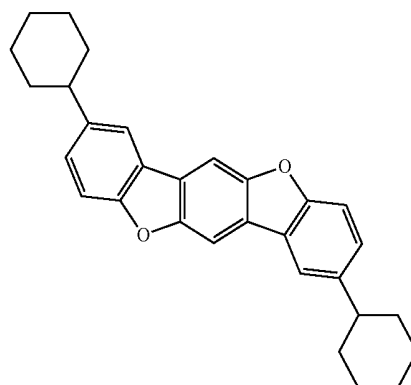
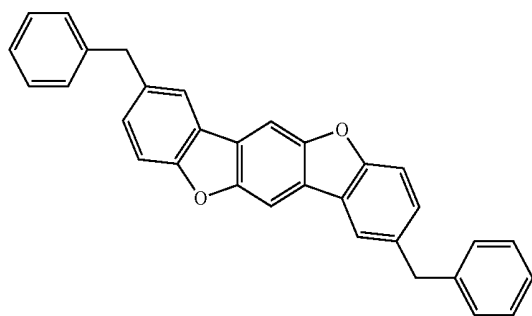
No. 29

No. 30



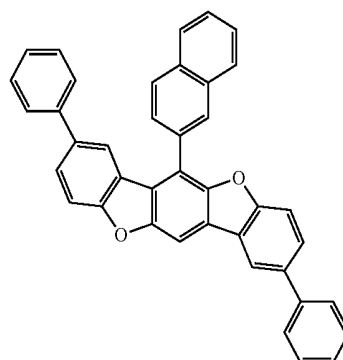
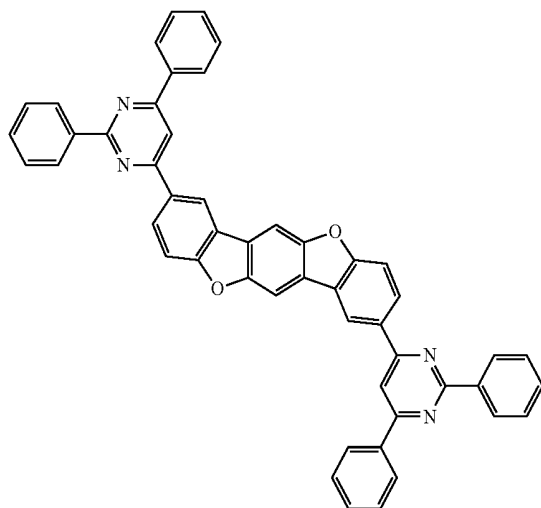
No. 31

No. 32

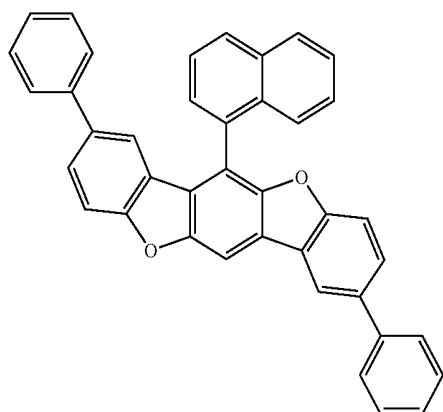


No. 33

No. 34



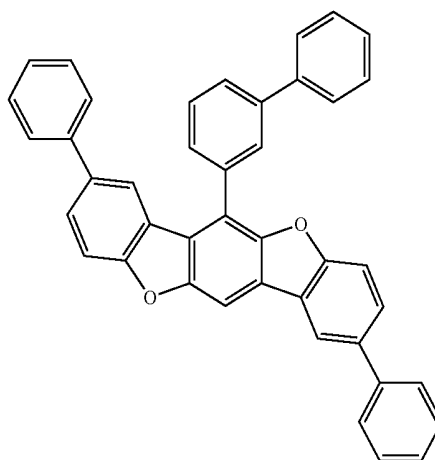
29



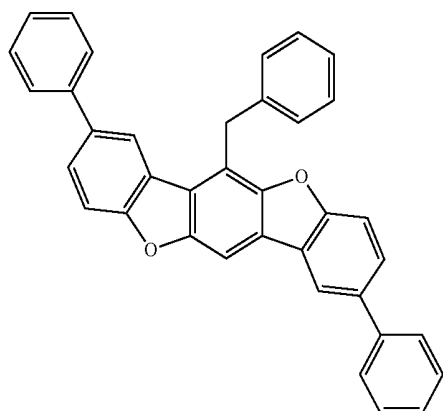
-continued

No. 35

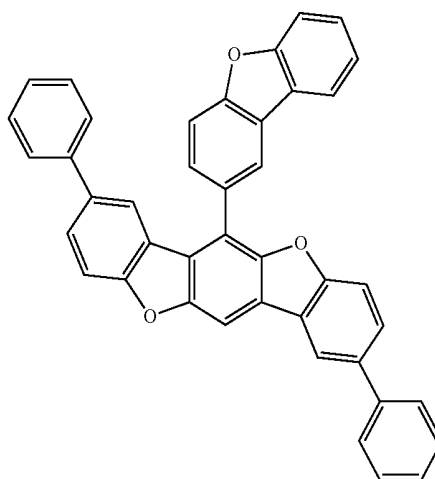
30



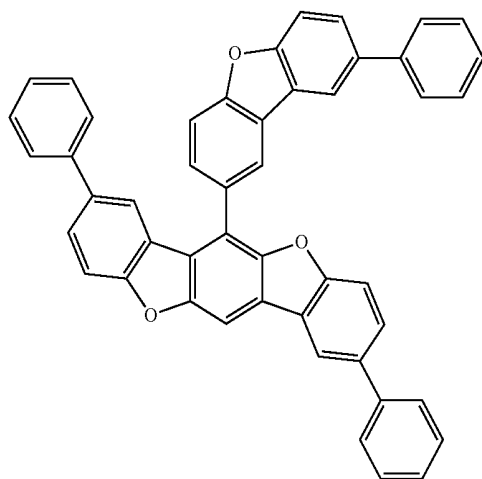
No. 36



No. 37



No. 38



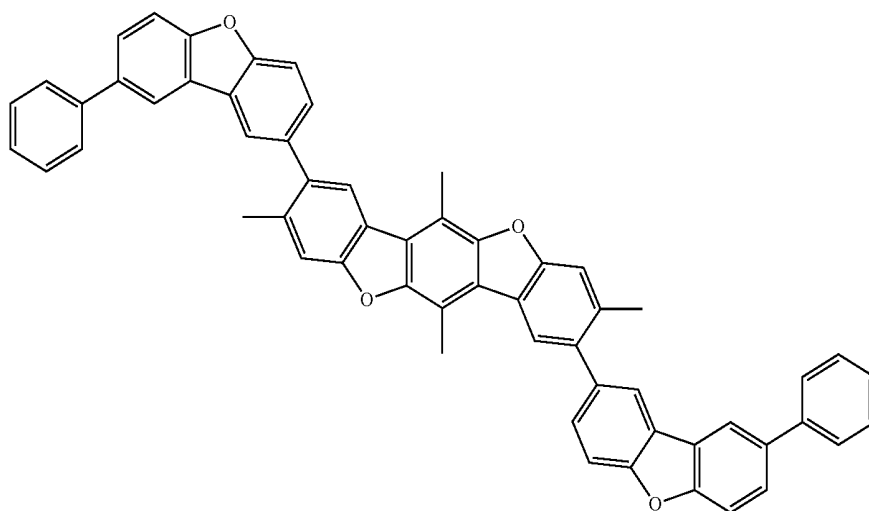
No. 39

31

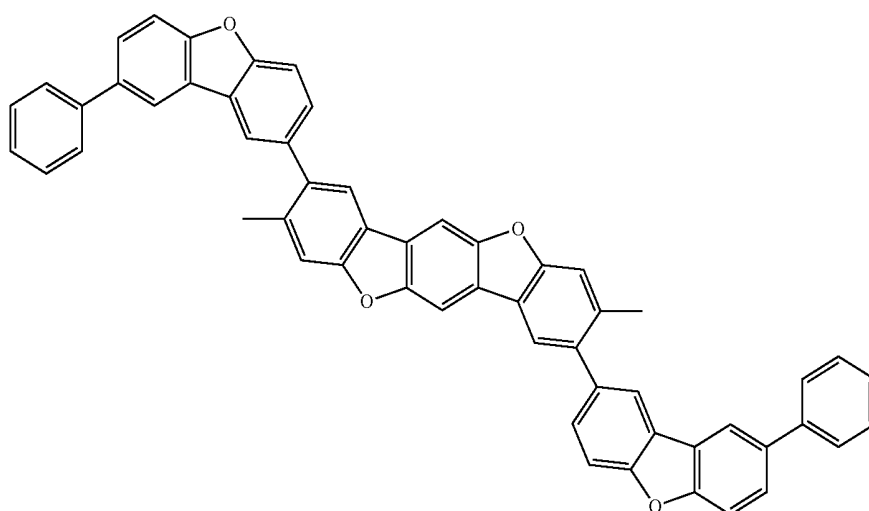
32

-continued

No. 40

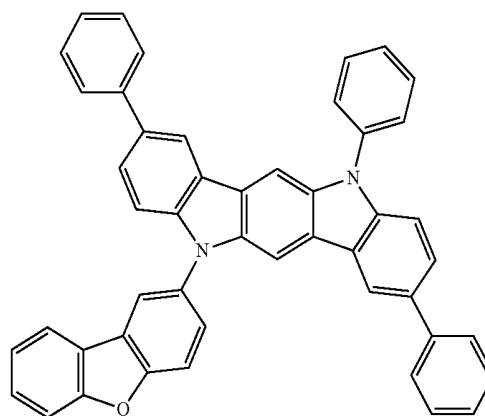
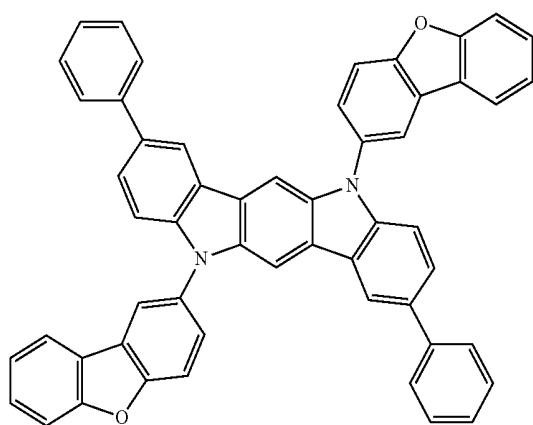


No. 41

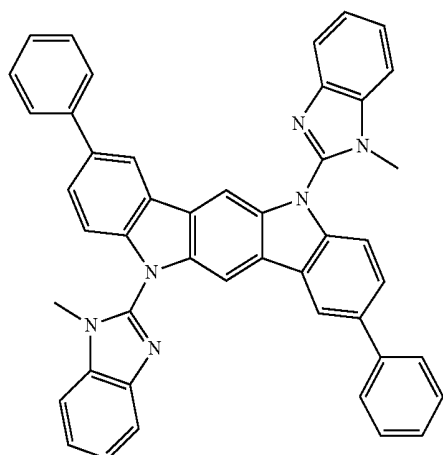


No. 42

No. 43

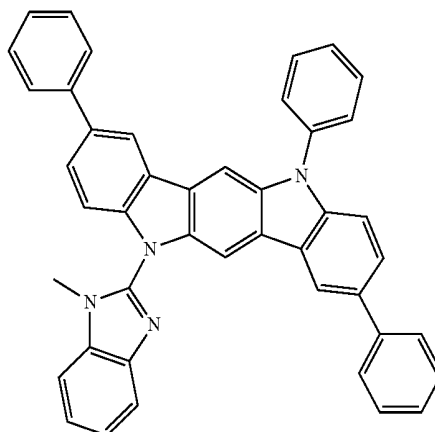


33

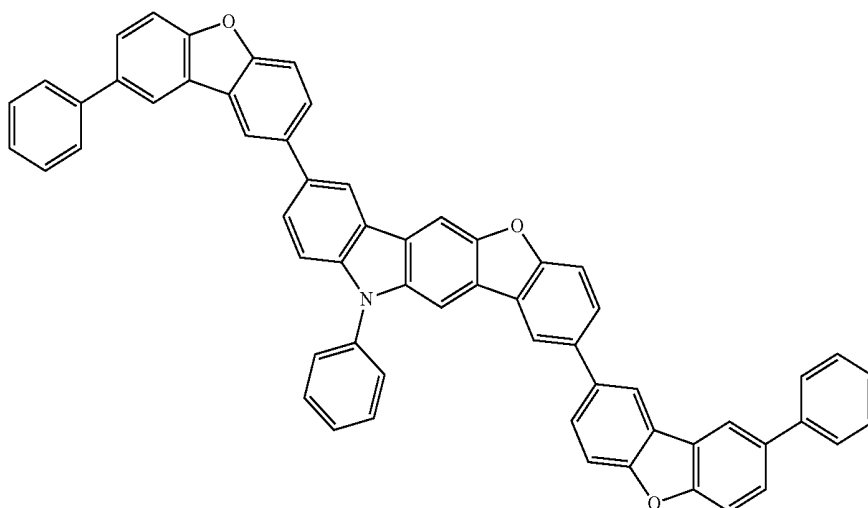


-continued
No. 44

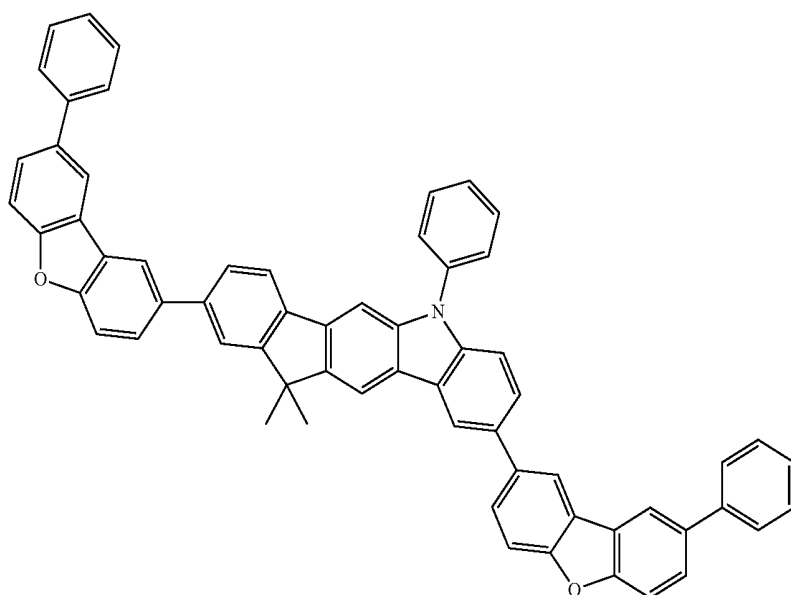
34



No. 45



No. 46



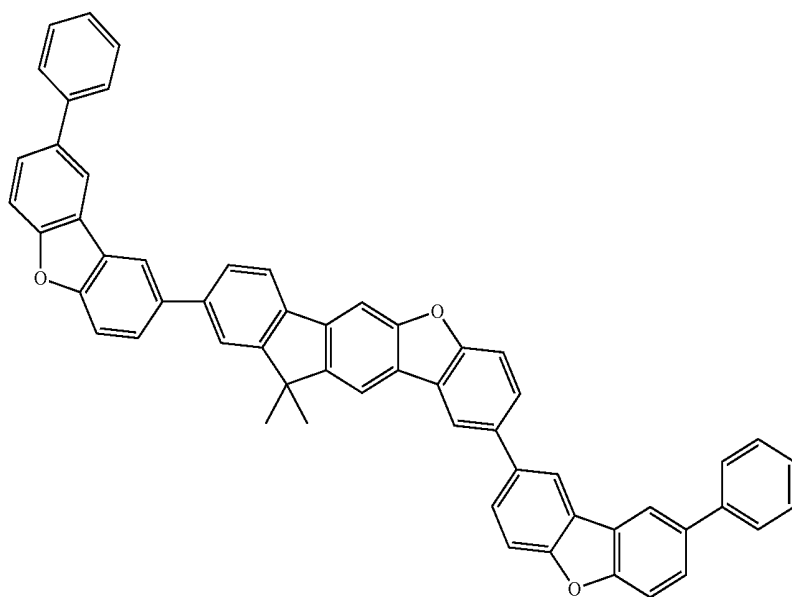
No. 47

35

36

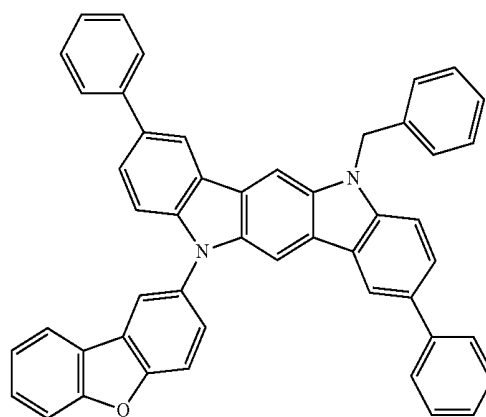
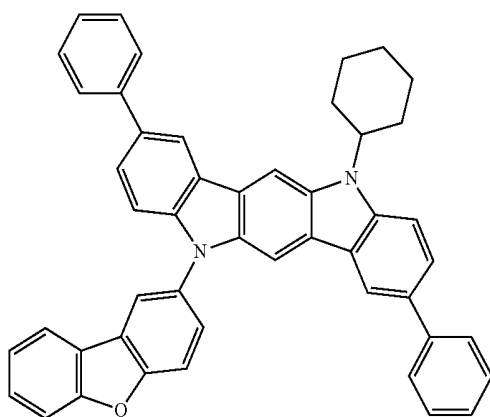
-continued

No. 48



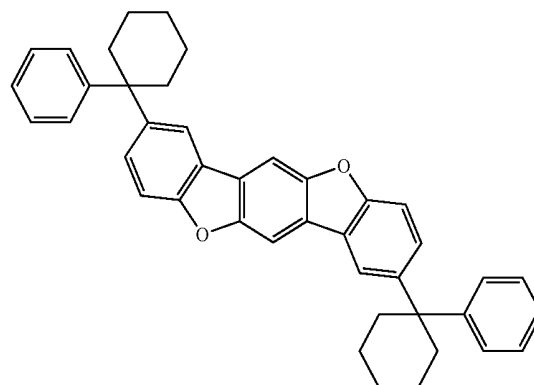
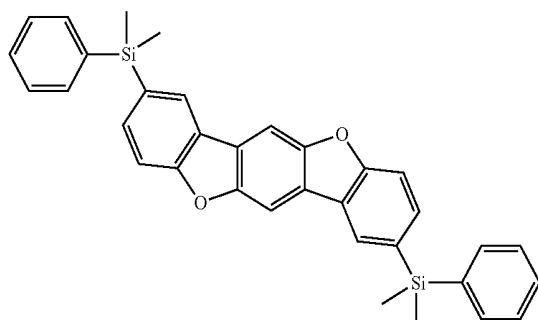
No. 49

No. 50



No. 51

No. 52

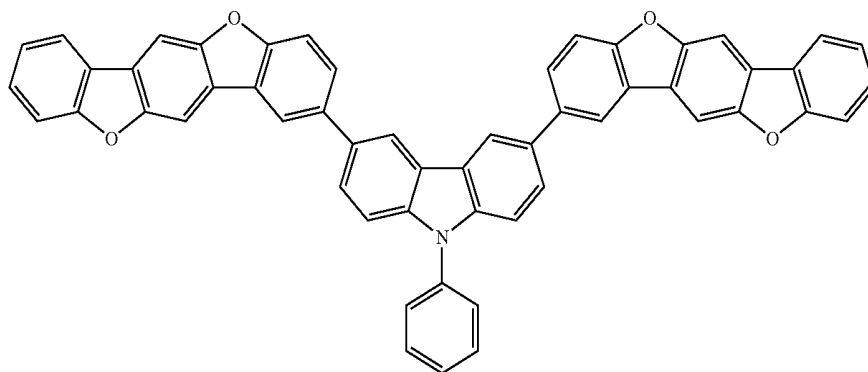


37

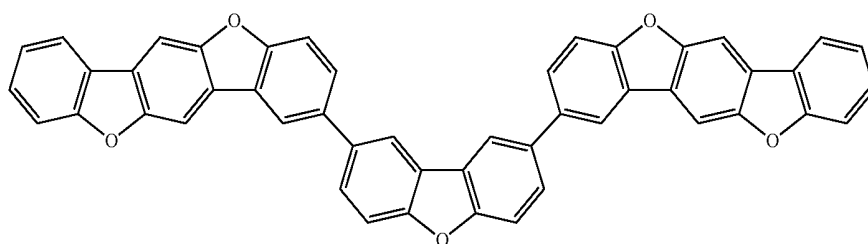
38

-continued

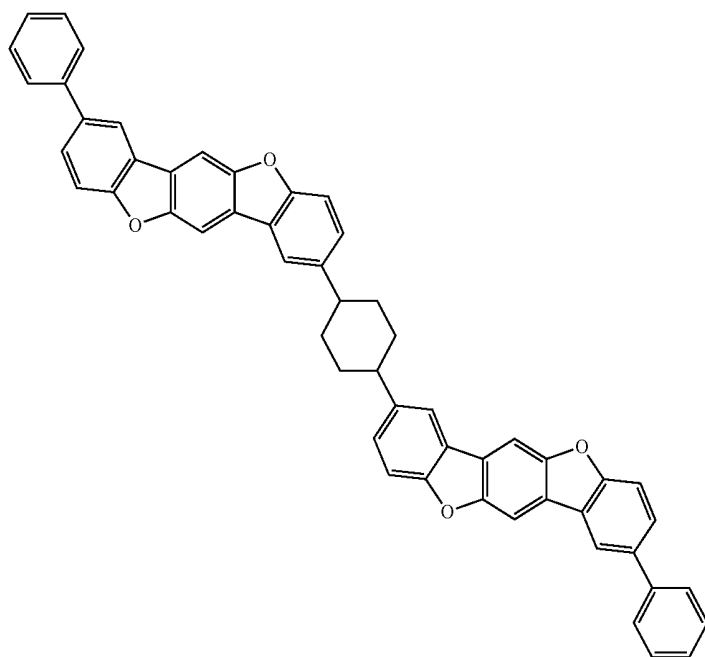
No. 53



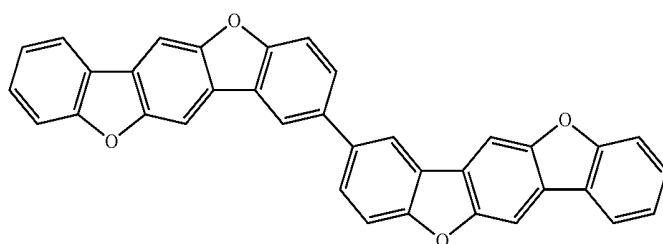
No. 54



No. 55



No. 56

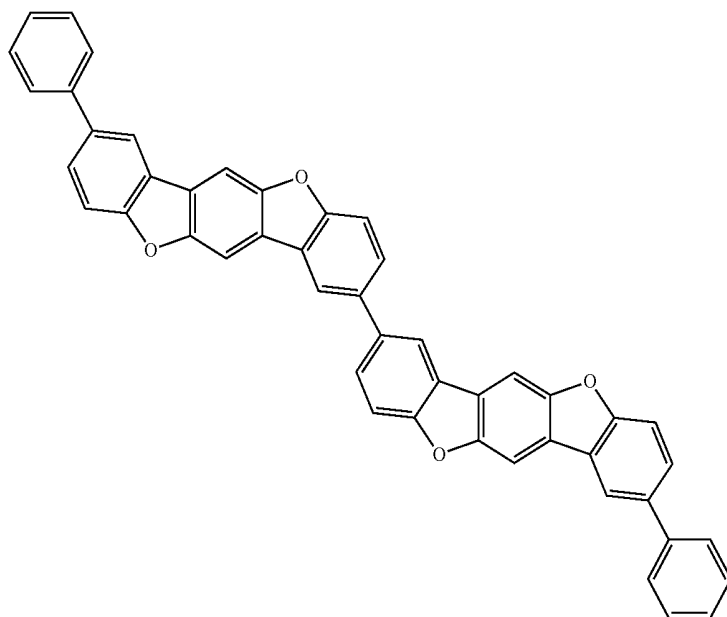


39

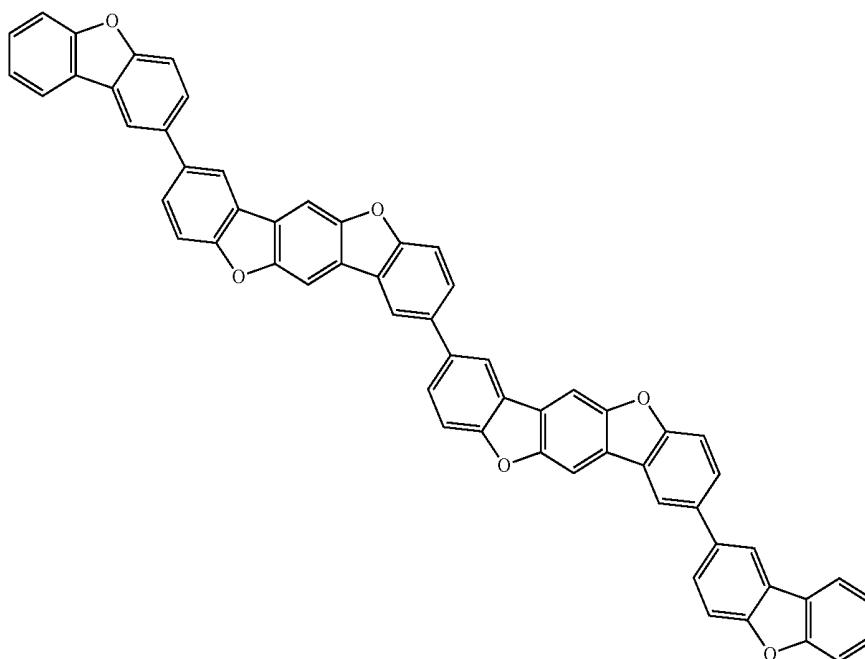
40

-continued

No. 57



No. 58

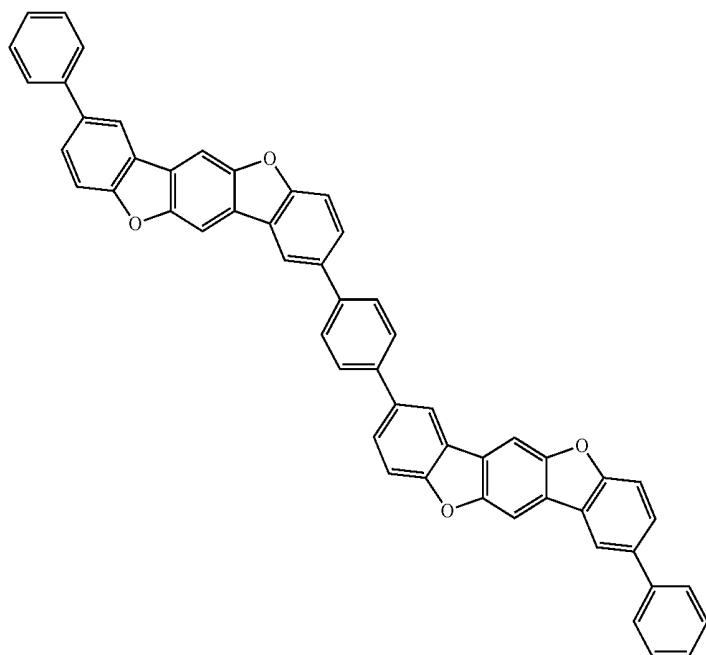


41

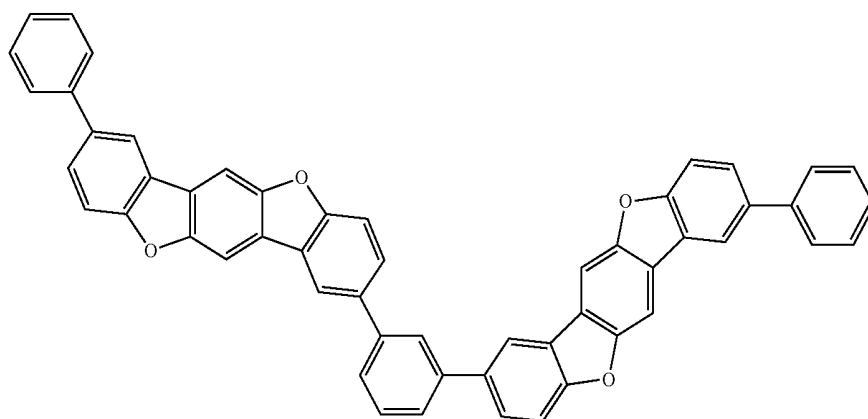
42

-continued

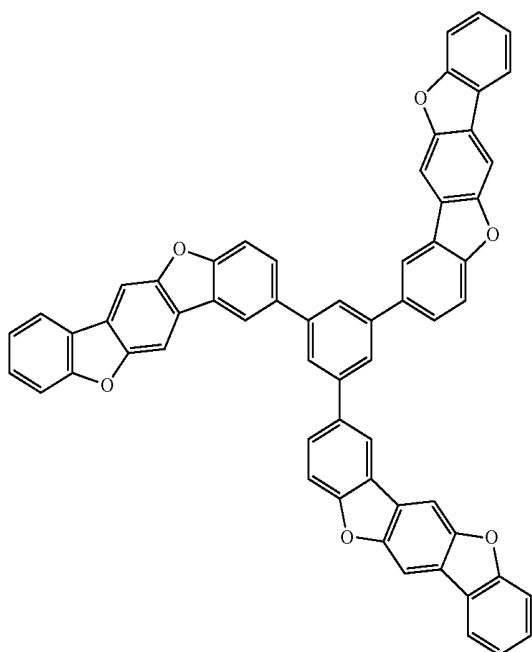
No. 59



No. 60



No. 61

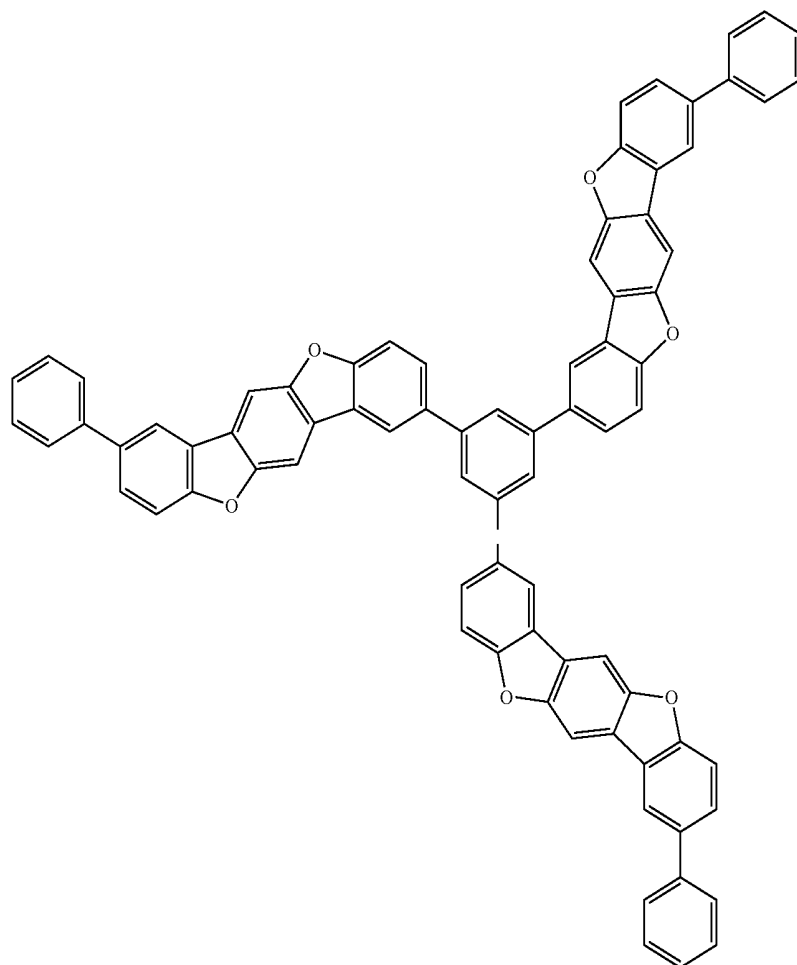


43

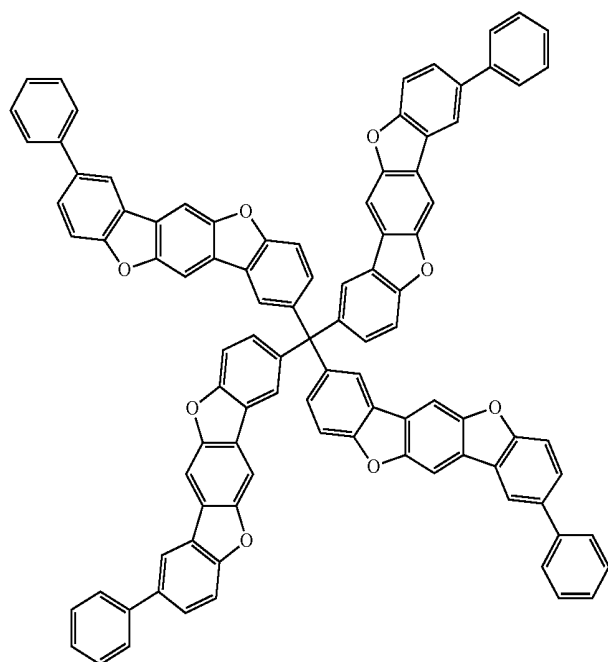
44

-continued

No. 62



No. 63

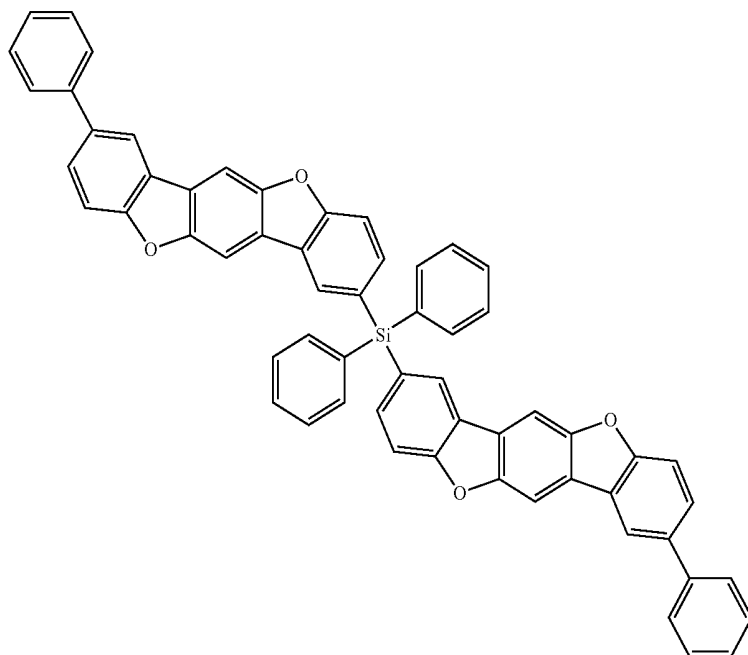


45

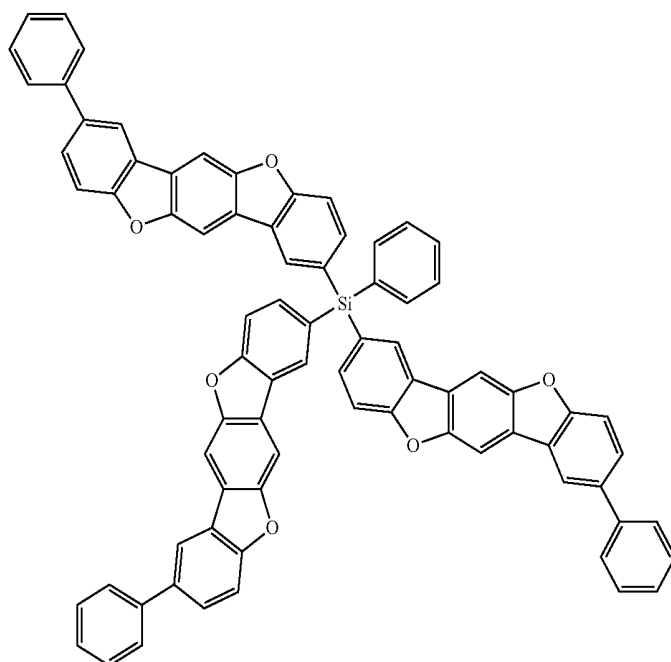
46

-continued

No. 64



No. 65

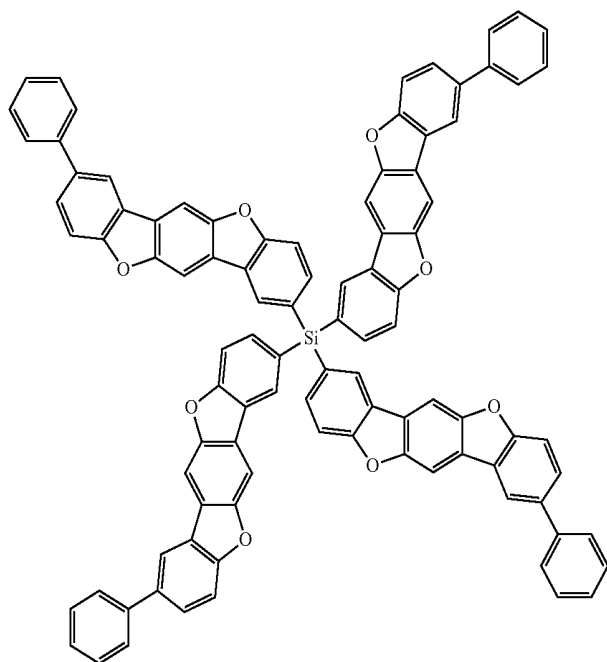


47

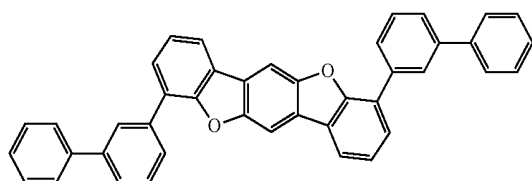
48

-continued

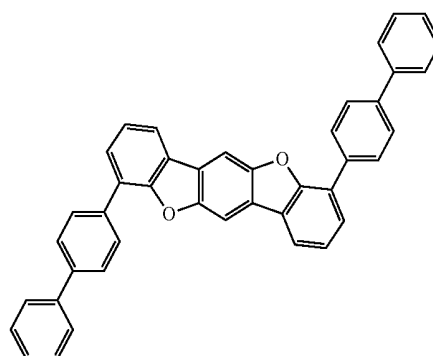
No. 66



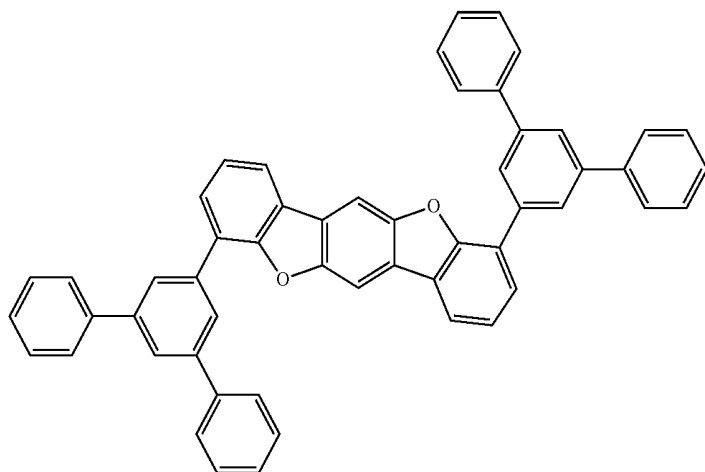
No. 67



No. 68



No. 69

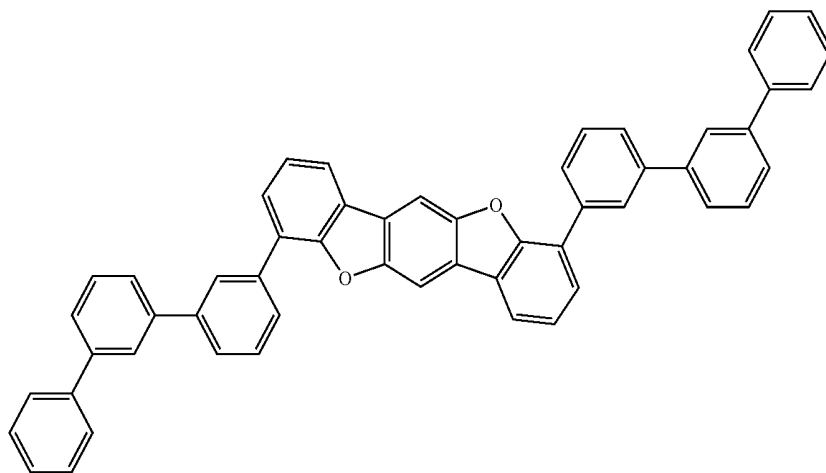


49

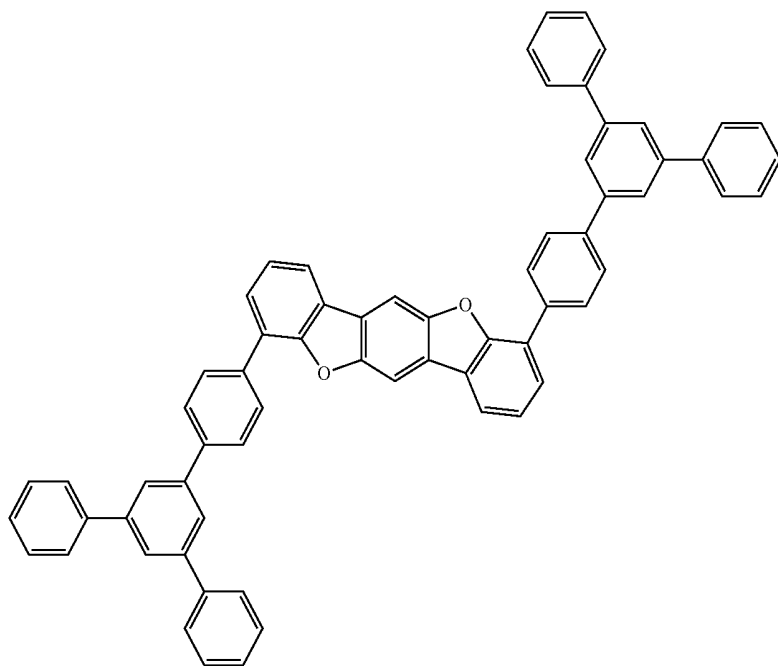
50

-continued

No. 70

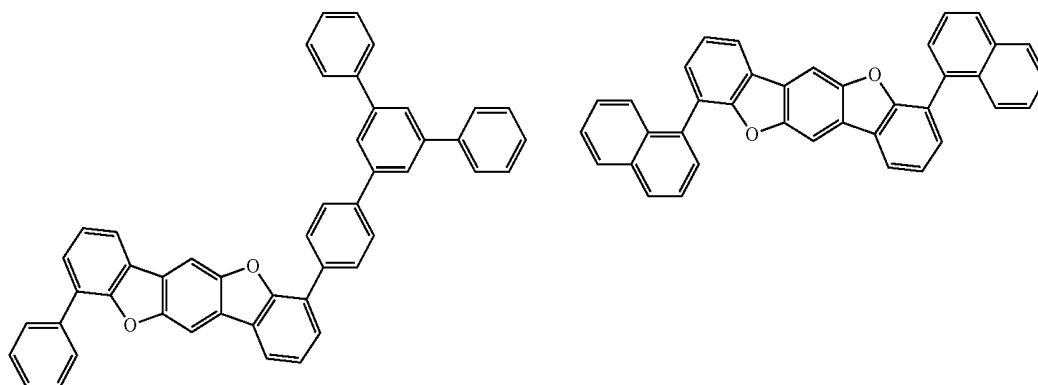


No. 71



No. 72

No. 73

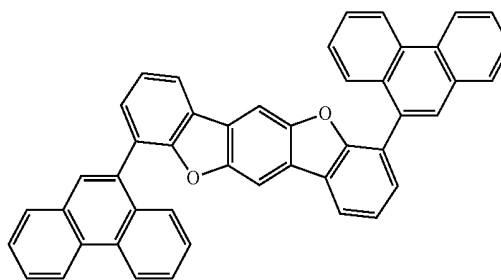
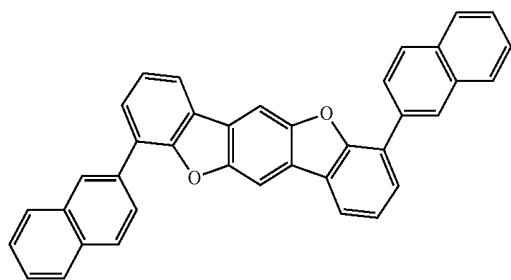


51

52

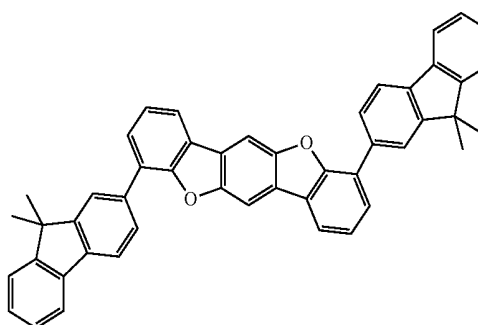
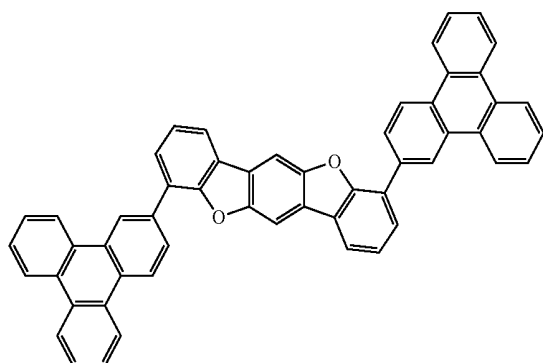
-continued
No. 74

No. 75

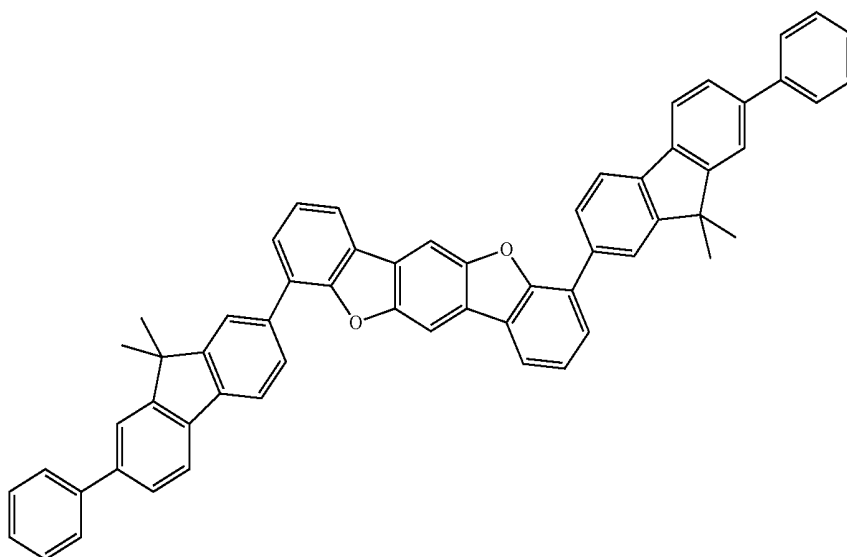


No. 76

No. 77

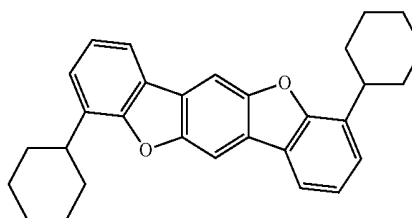
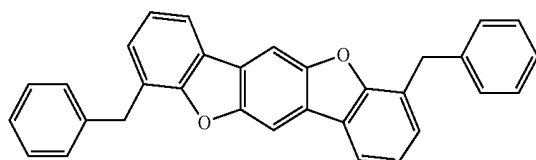


No. 78



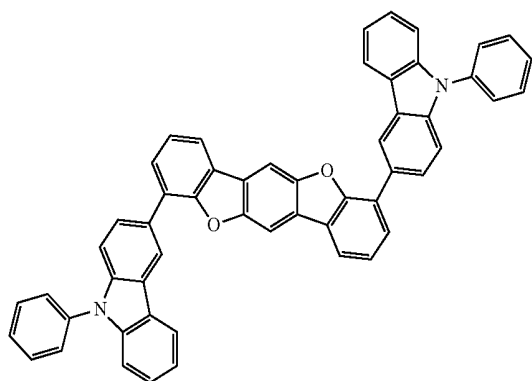
No. 79

No. 80



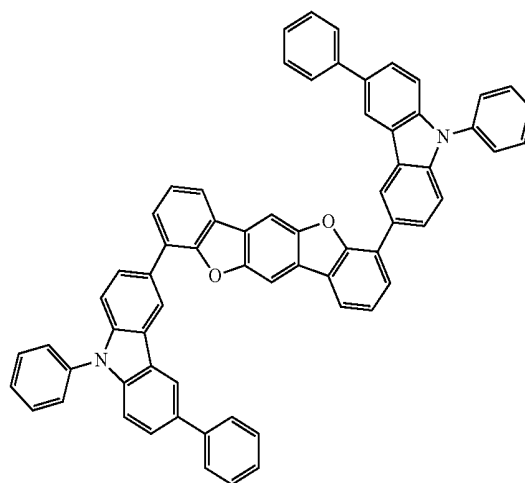
53

-continued
No. 81



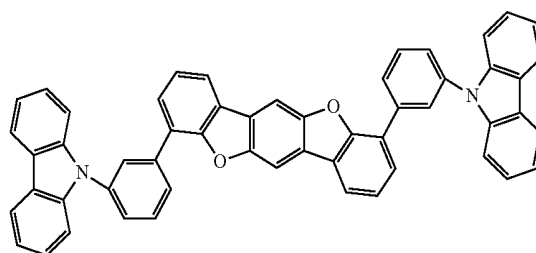
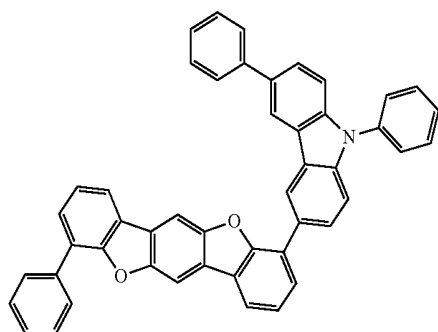
54

No. 82



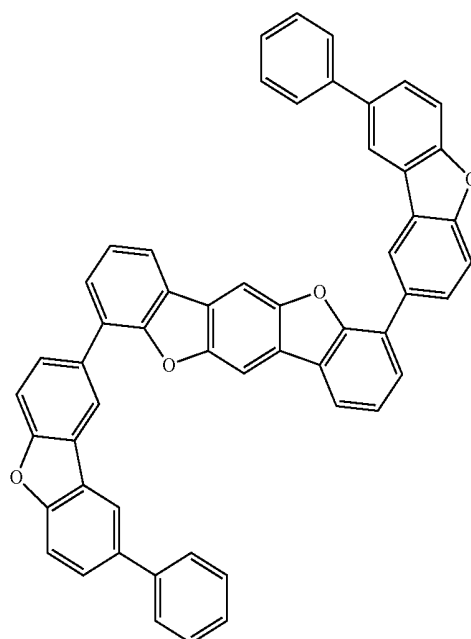
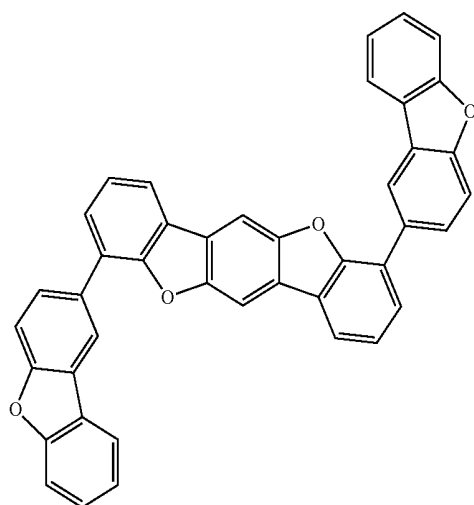
No. 83

No. 84



No. 85

No. 86

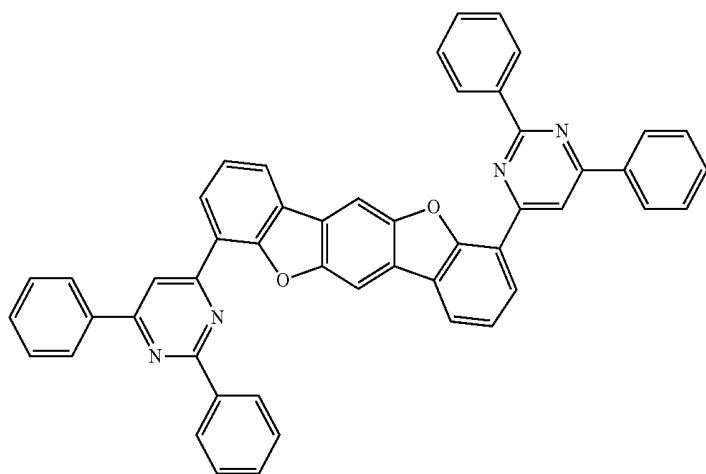


55

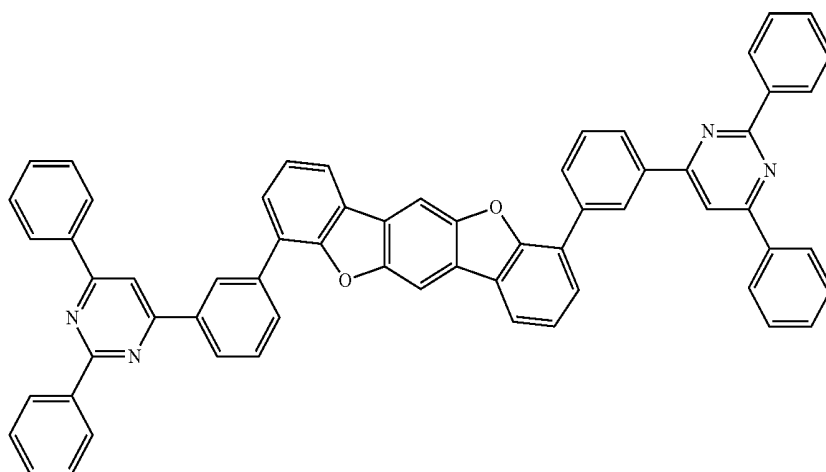
56

-continued

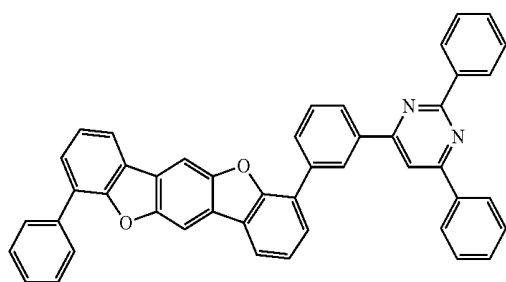
No. 87



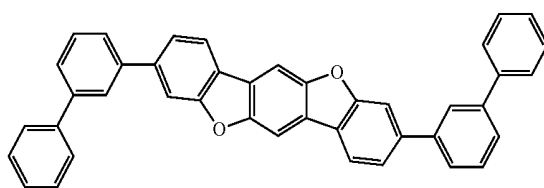
No. 88



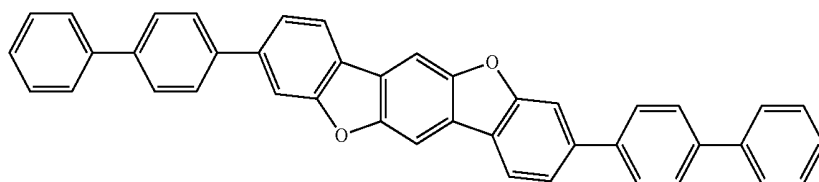
No. 89



No. 90



No. 91



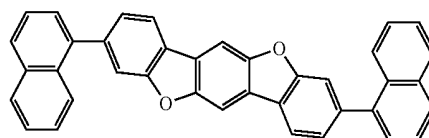
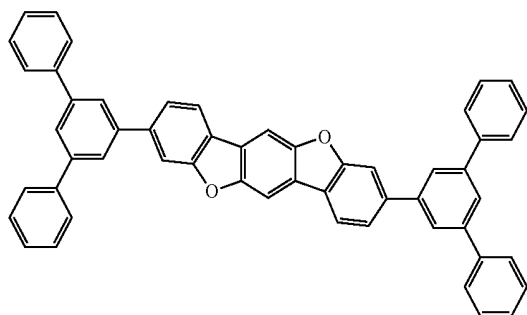
57

58

-continued

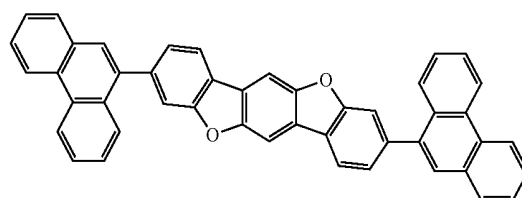
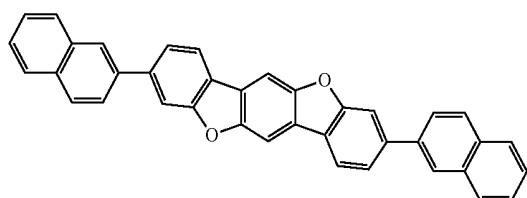
No. 92

No. 93

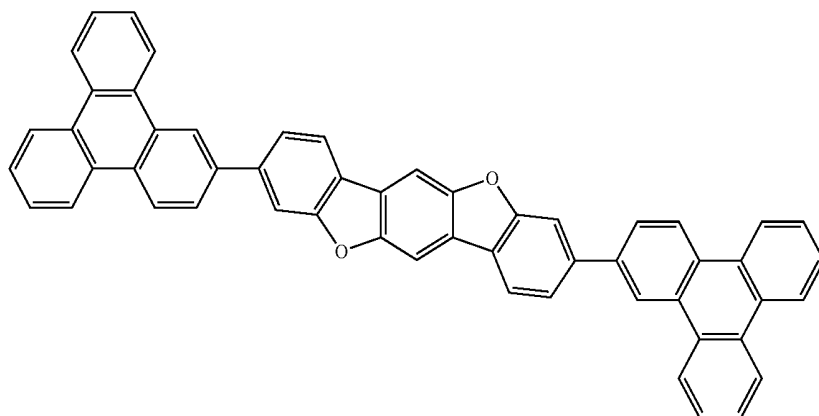


No. 94

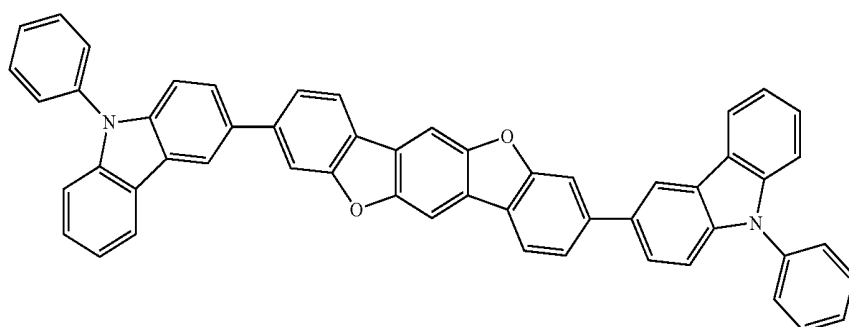
No. 95



No. 96



No. 97

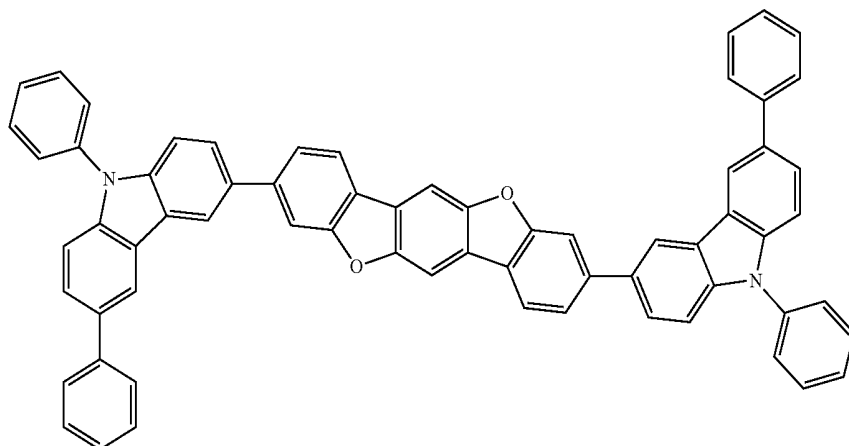


59

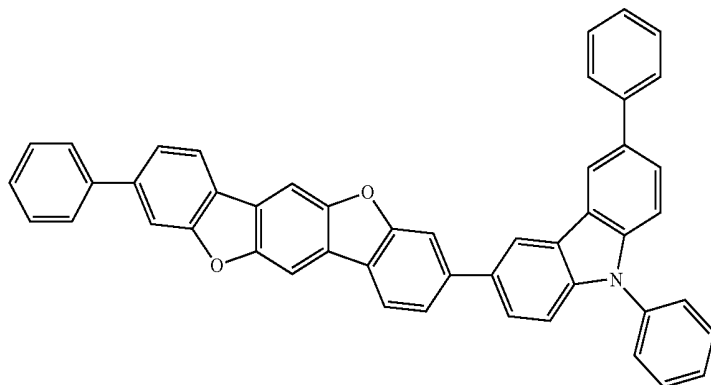
60

-continued

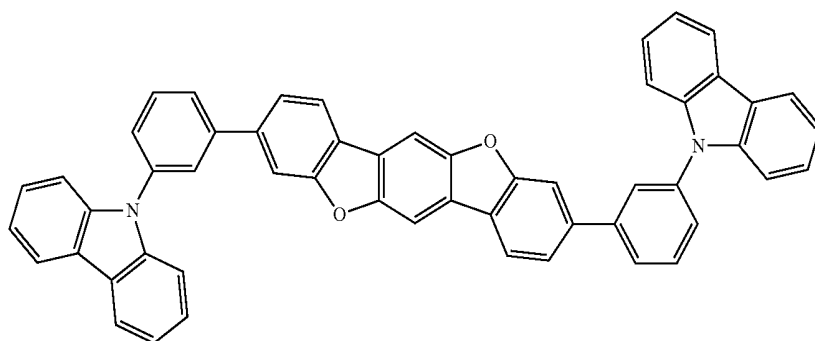
No. 98



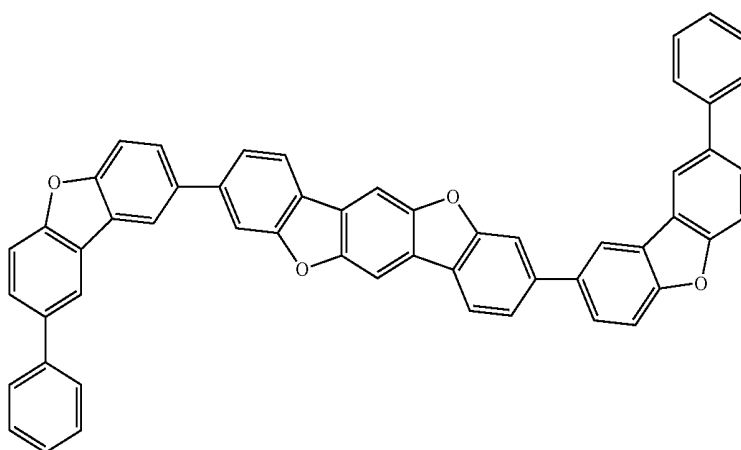
No. 99



No. 100



No. 101

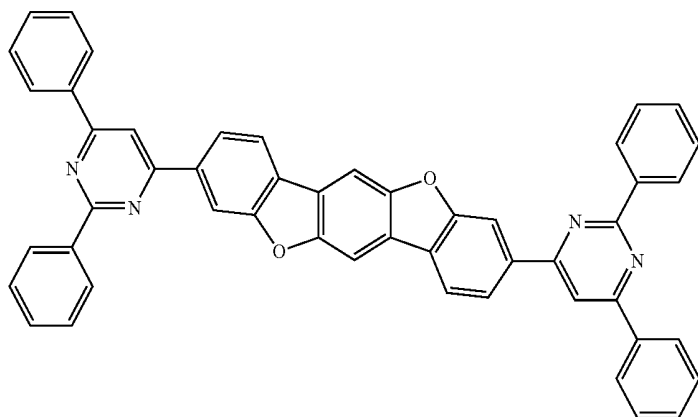


61

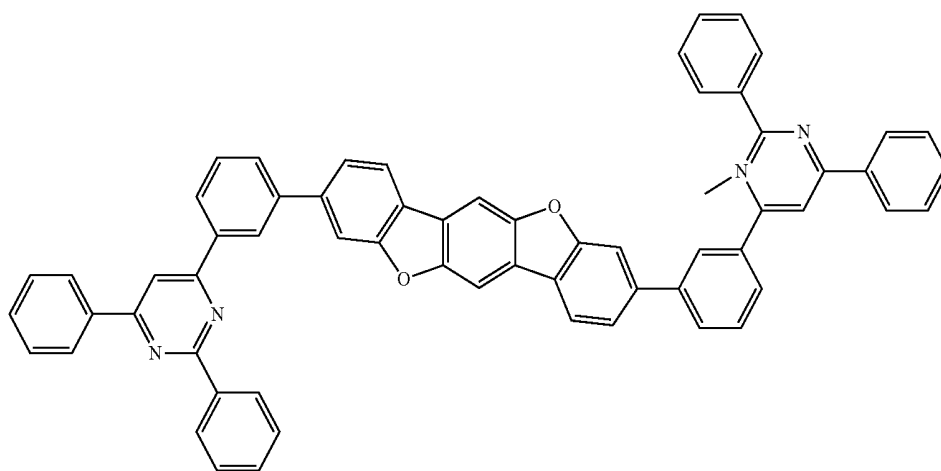
62

-continued

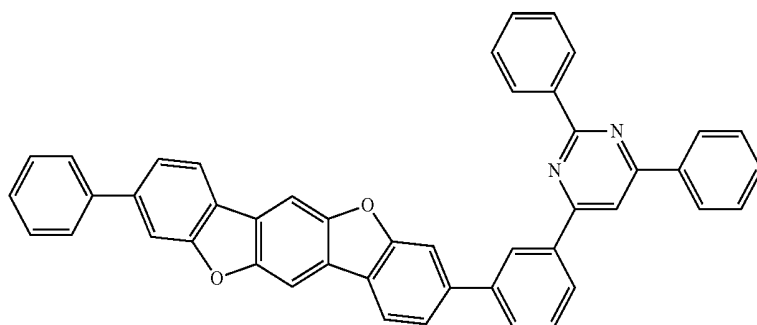
No. 102



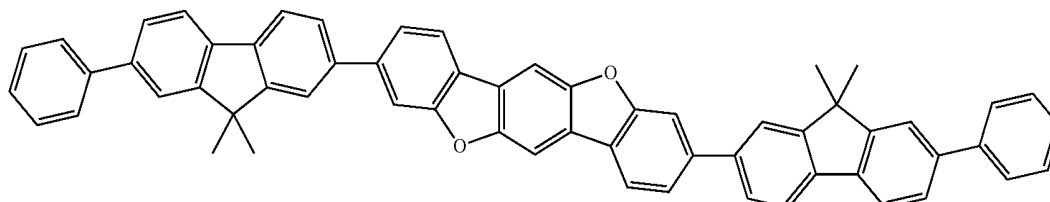
No. 103



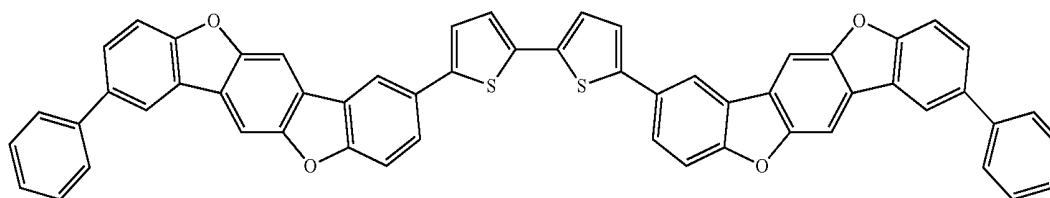
No. 104



No. 105



No. 106

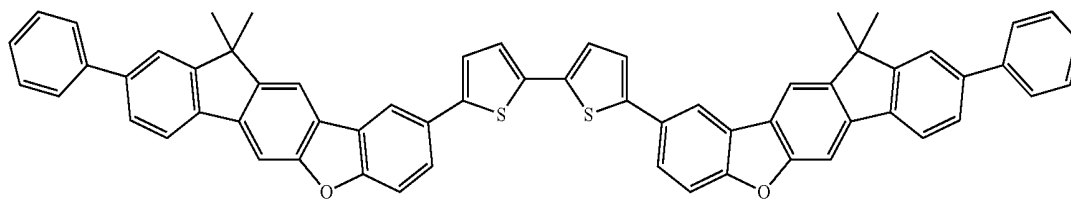


63

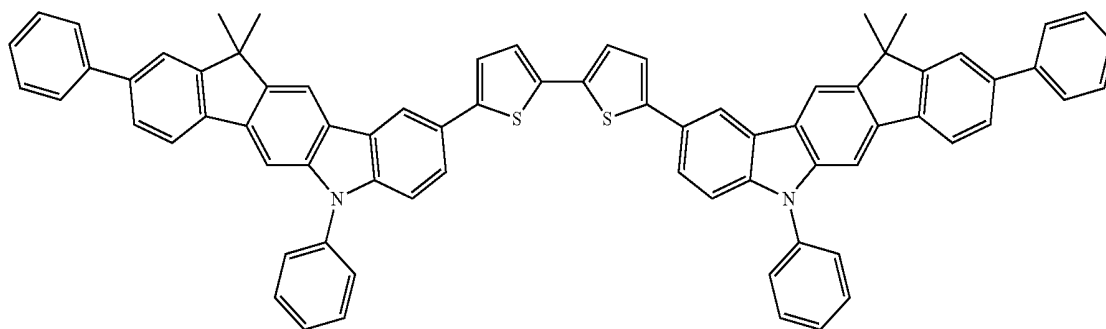
64

-continued

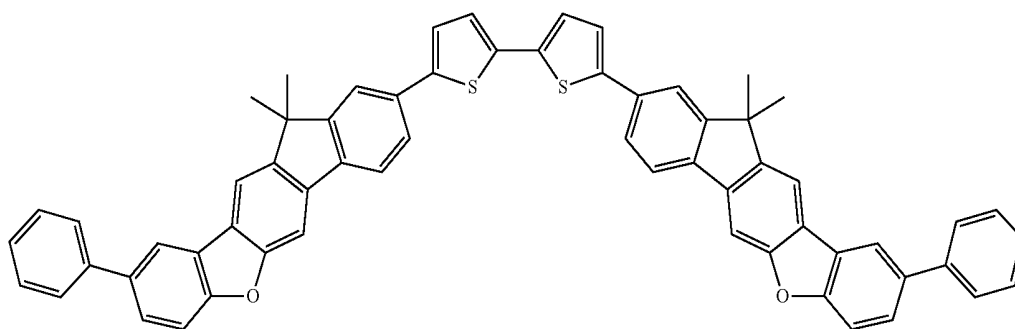
No. 107



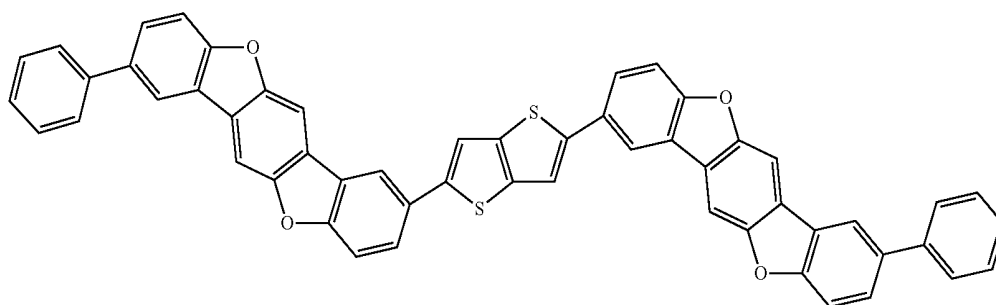
No. 108



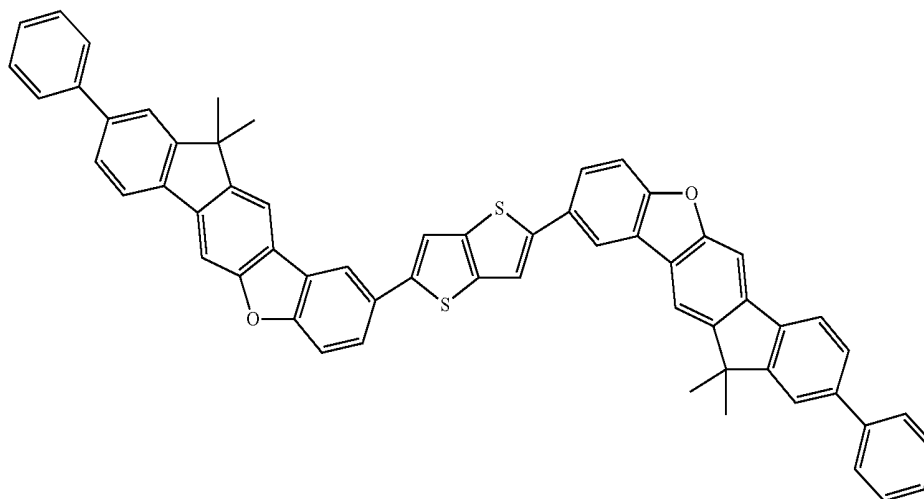
No. 109



No. 110



No. 111

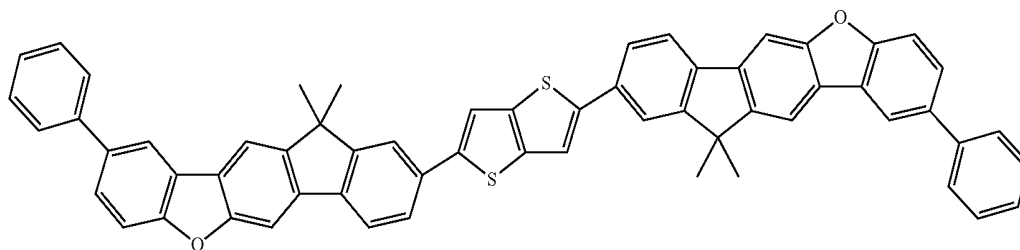


65

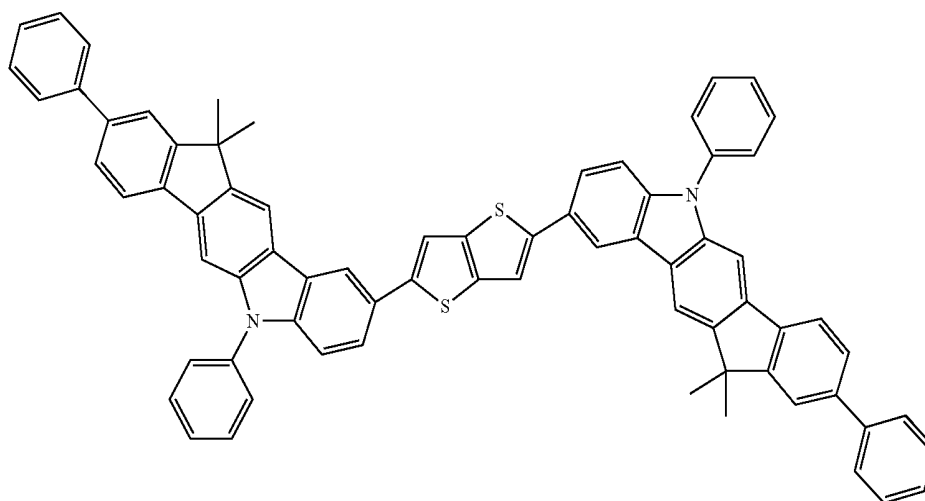
66

-continued

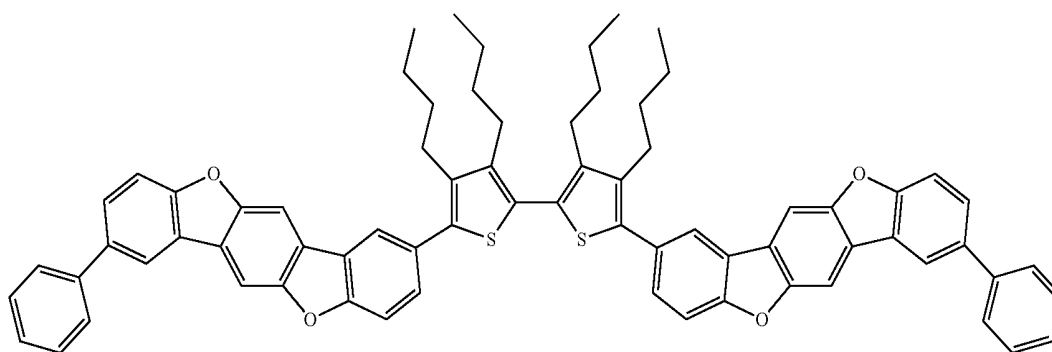
No. 112



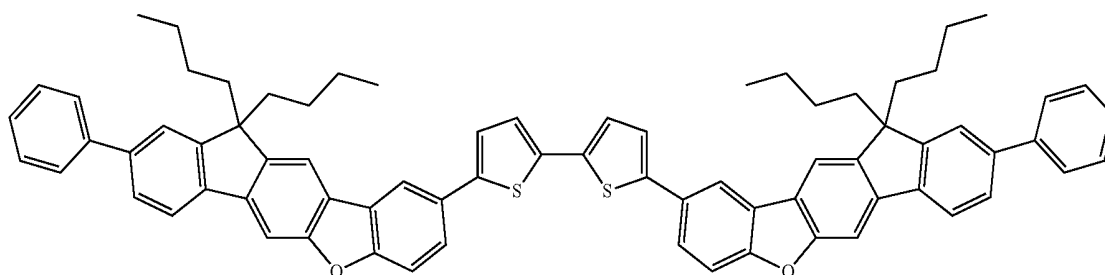
No. 113



No. 114



No. 115

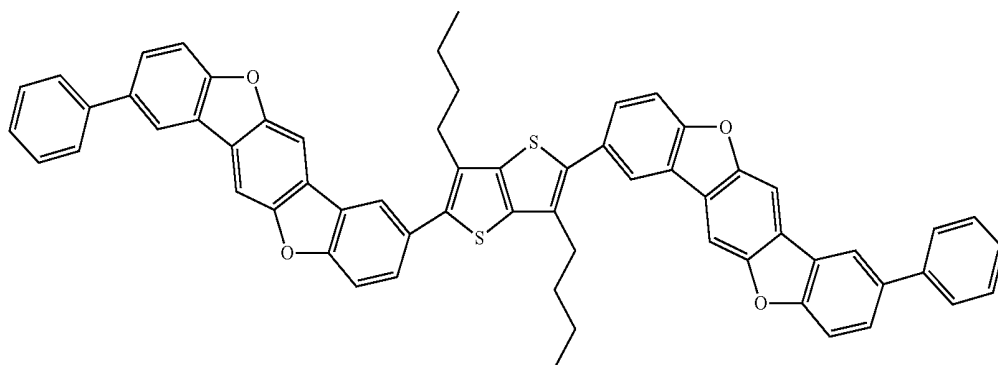


67

68

-continued

No. 116

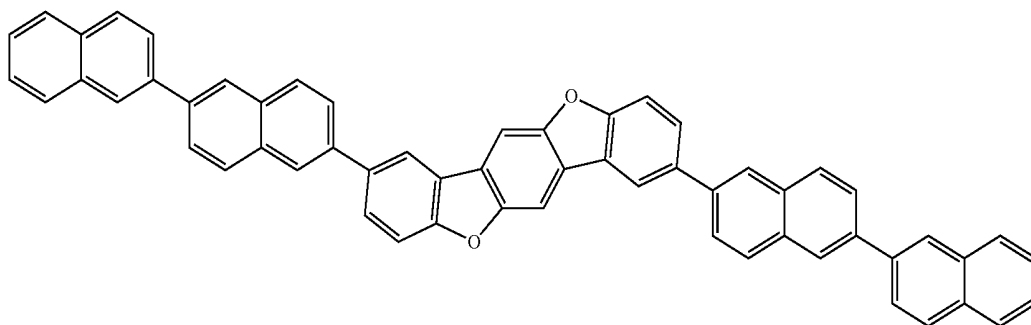


69

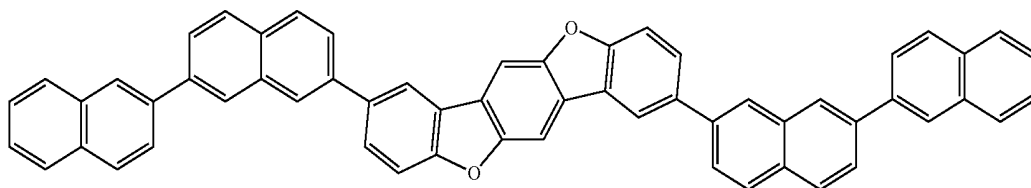
70

-continued

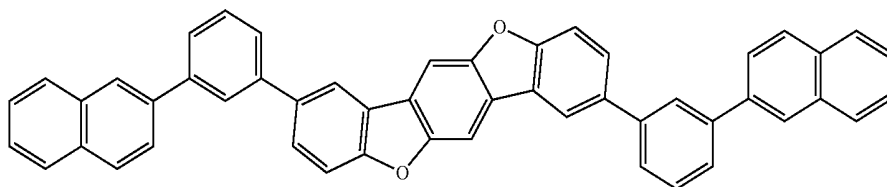
No. 120



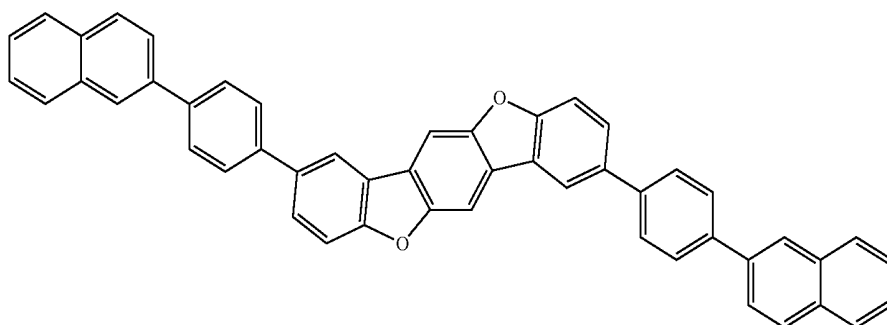
No. 121



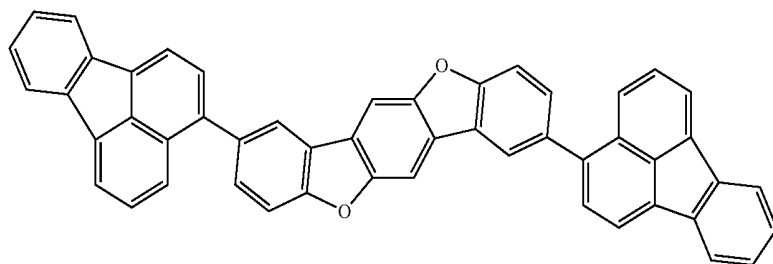
No. 122



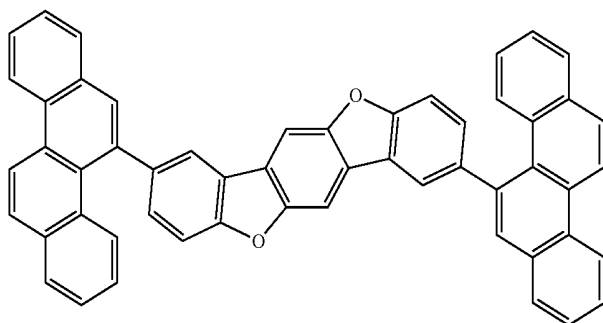
No. 123



No. 124



No. 125

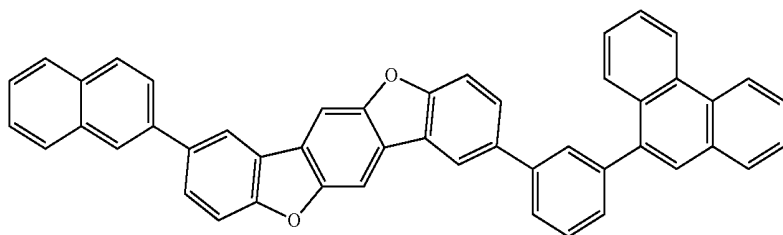


71

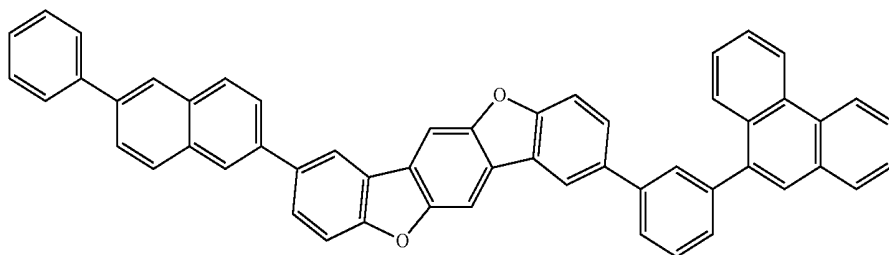
72

-continued

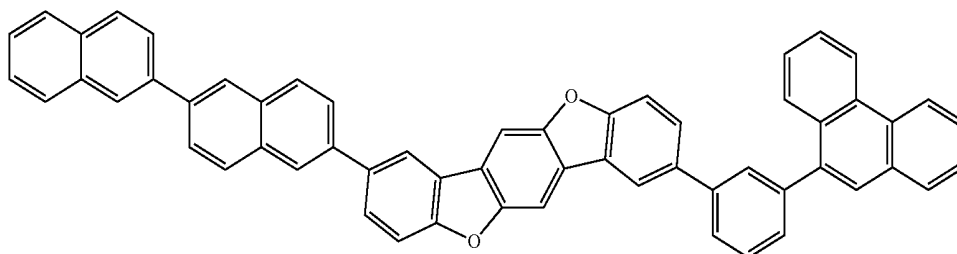
No. 126



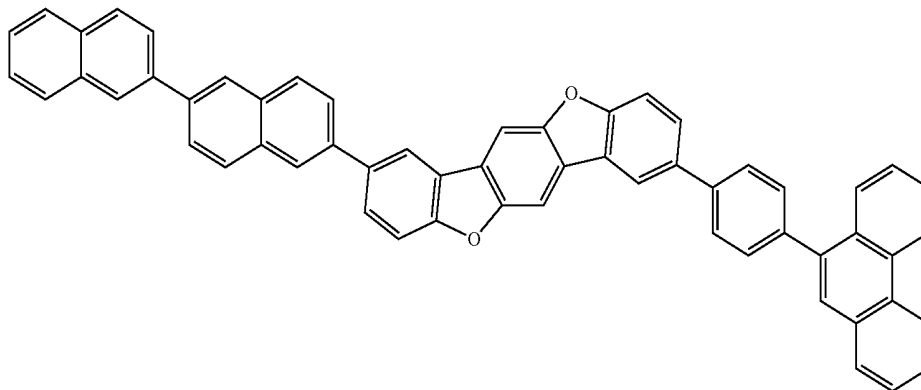
No. 127



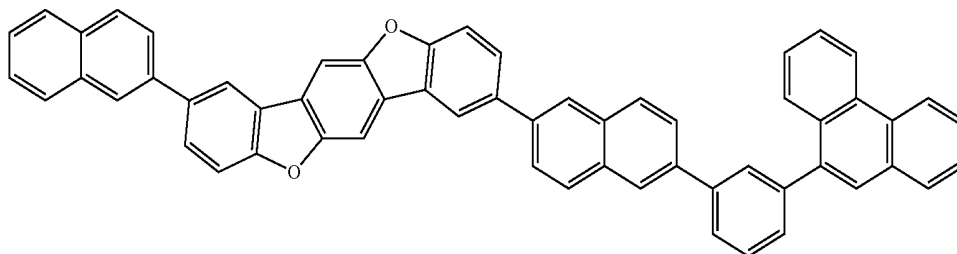
No. 128



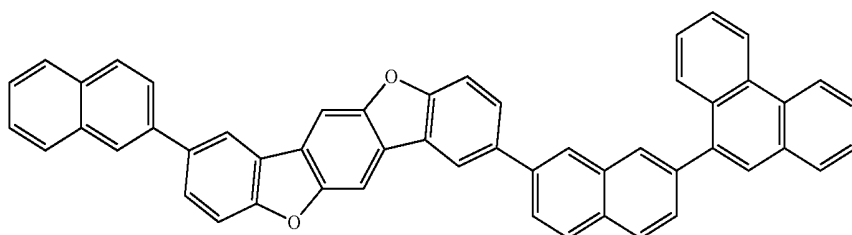
No. 129



No. 130



No. 131

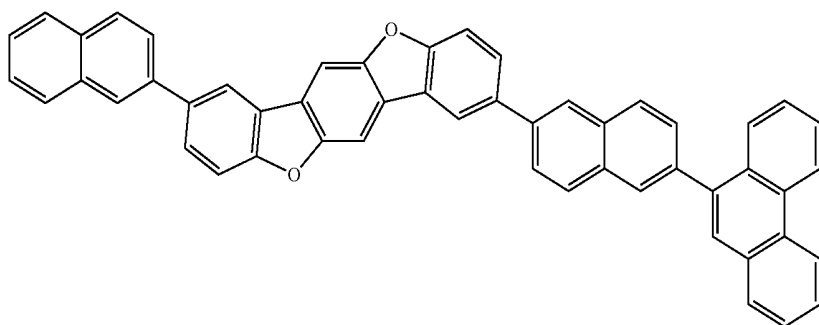


73

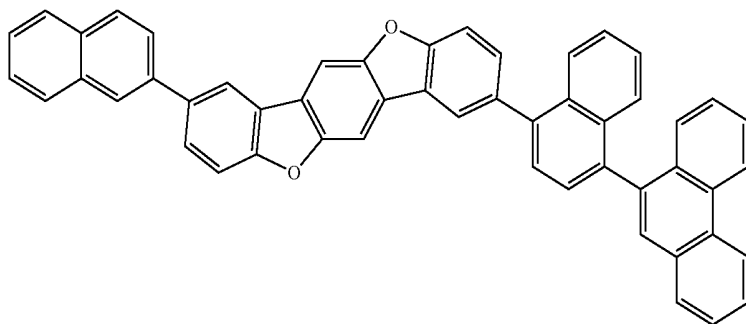
74

-continued

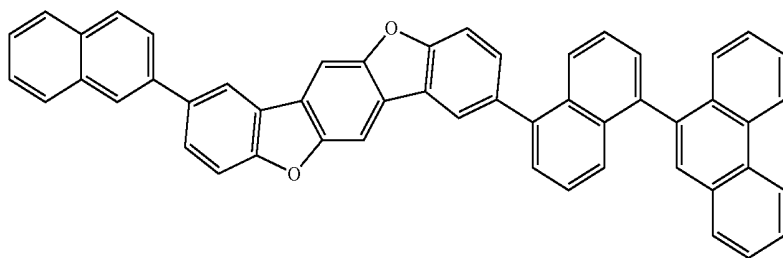
No. 132



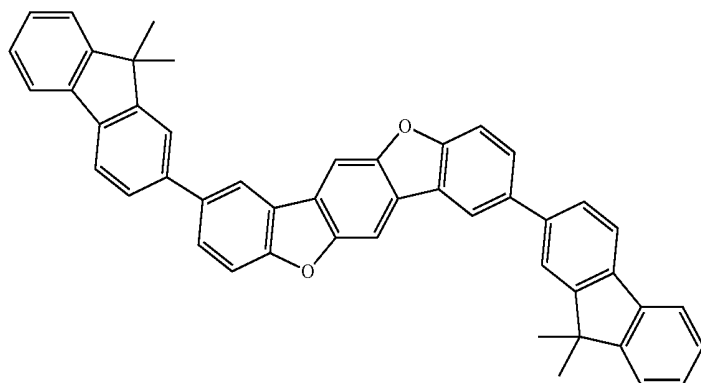
No. 133



No. 134



No. 135

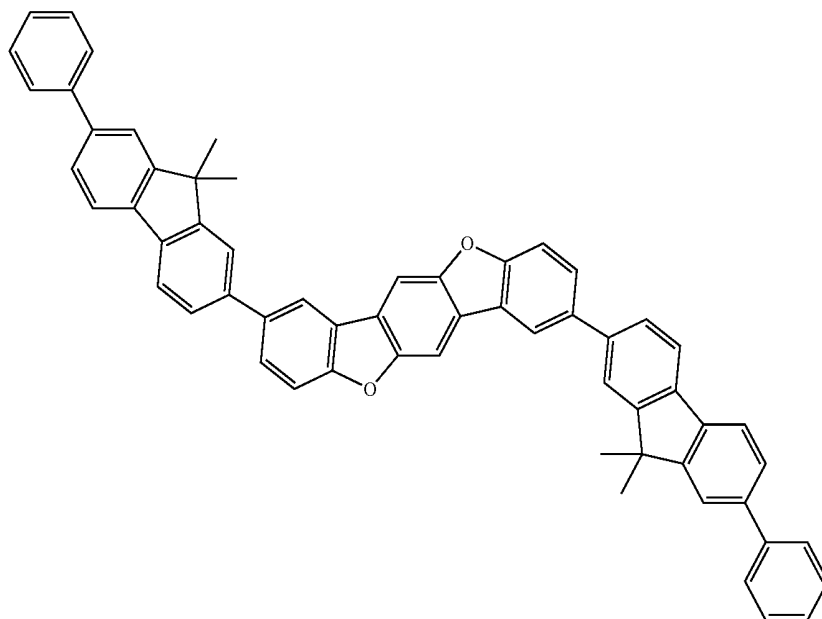


75

76

-continued

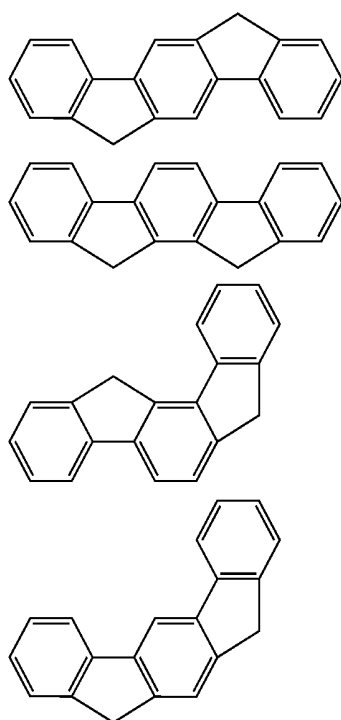
No. 136



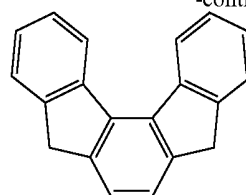
Next, an organic EL device of the present invention will be described.

The organic EL device of the present invention has one or more organic thin film layers including a light emitting layer between a cathode and an anode, and at least one layer of the organic thin film layers contains a material for an organic EL device serving as a compound having a π -conjugated heteroacene skeleton crosslinked with a carbon atom, nitrogen atom, oxygen atom, or sulfur atom. Specific examples of the π -conjugated heteroacene skeleton are shown below.

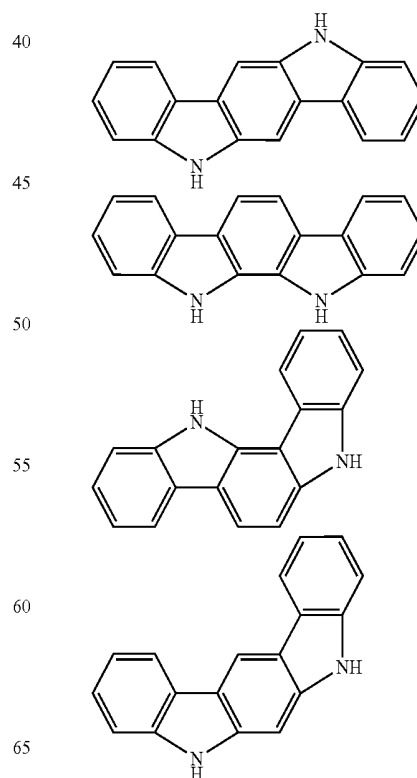
Indenofluorene (Crosslinked with a Carbon Atom)



-continued

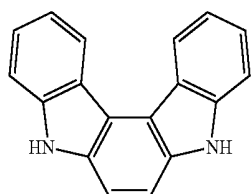


Indolocarbazole (Crosslinked with a Nitrogen Atom)

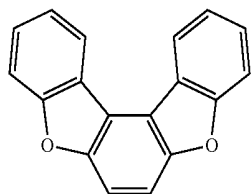
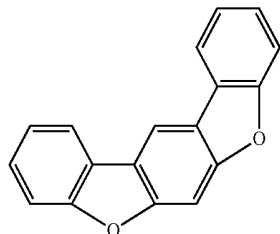
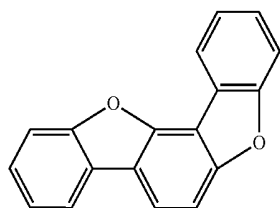
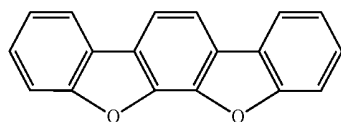
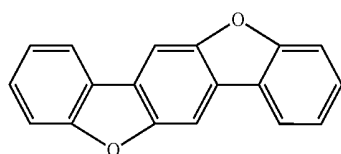


77

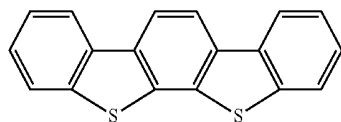
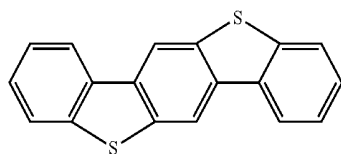
-continued



Benzofuranodibenzofuran (Crosslinked with an Oxygen Atom)

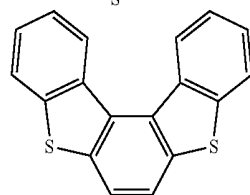
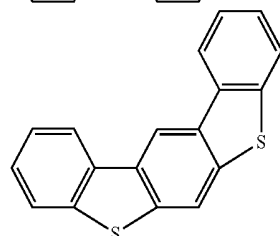
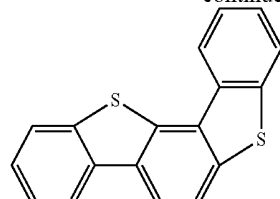


Benzothiophenodibenzothiophene (Crosslinked with a Sulfur Atom)

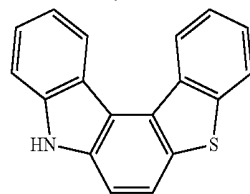
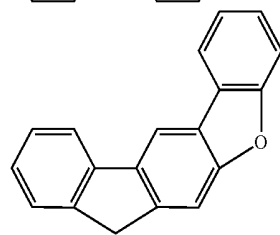
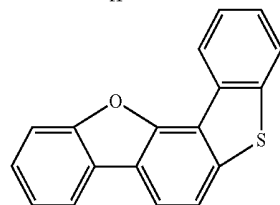
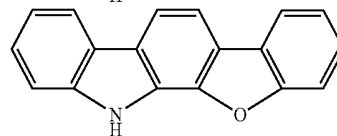
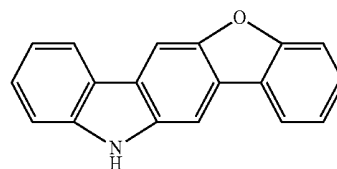


78

-continued



In addition to the foregoing, a π -conjugated heteroacene skeleton crosslinked with a combination of two or more of a carbon atom, a nitrogen atom, an oxygen atom, and a sulfur atom is also permitted. Specific examples of the π -conjugated heteroacene skeleton are shown below.



79

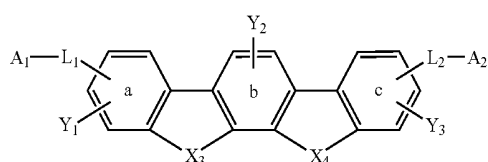
In addition, the above-mentioned material for an organic EL device of the present invention is preferably used as the material for an organic EL device.

The organic EL device may have an electron transporting layer between the light emitting layer and the cathode, and the electron transporting layer may contain the material for an organic EL device. Further, both the light emitting layer and the electron transporting layer each preferably contain the material for an organic EL device.

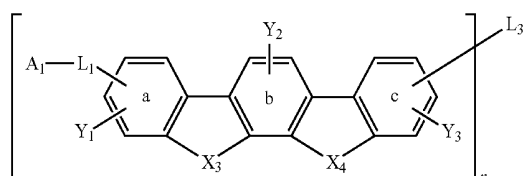
Alternatively, the organic EL device may have a hole transporting layer between the light emitting layer and the anode, and the hole transporting layer may contain the material for an organic EL device.

Further, the material for an organic EL device of the present invention is preferably incorporated into at least the light emitting layer. When the material is used in the light emitting layer, the lifetime of the organic EL device can be lengthened. When the material is used in the electron transporting layer or the electron injecting layer, the voltage at which the device is driven can be reduced. The material is preferably incorporated into each of two or more layers including the light emitting layer and the electron transporting layer or the electron injecting layer at the same time because both the reduced voltage and the lengthened lifetime can be achieved.

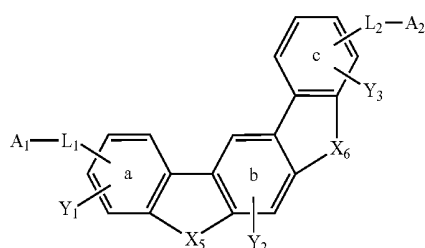
In particular, the light emitting layer as well as the electron transporting layer or electron injecting layer preferably contains, as a host material, the material for an organic EL device serving as a compound having a π -conjugated heteroacene skeleton crosslinked with a carbon atom, nitrogen atom, oxygen atom, or sulfur atom, or more preferably contains, as a host material, a material for an organic EL device represented by any one of the following general formulae (15) to (22).



(15)



(16)

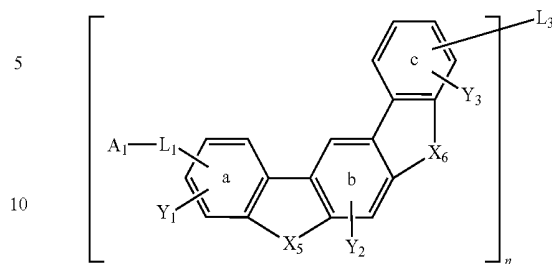


(17)

80

-continued

(18)



[In the formulae (15) to (18), X_3 , X_4 , X_5 , and X_6 each independently represent O, S, N— R_1 , or CR_2R_3 .

In the formulae (15) to (18), R_1 , R_2 , and R_3 each independently represent an alkyl group having 1 to 20 carbon atoms, a substituted or unsubstituted cycloalkyl group having a ring formed of 3 to 20 carbon atoms, an aralkyl group having 7 to 24 carbon atoms, a silyl group having 3 to 20 carbon atoms, a substituted or unsubstituted aromatic hydrocarbon group having a ring formed of 6 to 24 carbon atoms, or a substituted or unsubstituted aromatic heterocyclic group having a ring formed of 3 to 24 atoms, provided that, when both X_3 and X_4 , or both X_5 and X_6 , represent N— R_1 , at least one R_1 represents a substituted or unsubstituted, monovalent fused aromatic heterocyclic group having a ring formed of 8 to 24 atoms.

In the formulae (16) and (18), n represents 2, 3, or 4, and the material represented by one of the formulae (16) and (18) includes a dimer using L_3 as a linking group for $n=2$, a trimer using L_3 as a linking group for $n=3$, or a tetramer using L_3 as a linking group for $n=4$.

In the formulae (15) to (18), L_1 represents a single bond, an alkyl or alkylene group having 1 to 20 carbon atoms, a substituted or unsubstituted cycloalkyl or cycloalkylene group having a ring formed of 3 to 20 carbon atoms, a monovalent or divalent silyl group having 2 to 20 carbon atoms, a substituted or unsubstituted, monovalent or divalent aromatic hydrocarbon group having a ring formed of 6 to 24 carbon atoms, or a substituted or unsubstituted, monovalent or divalent aromatic heterocyclic group which has a ring formed of 3 to 24 atoms and which is linked with a benzene ring through a carbon-carbon bond.

In the formulae (15) and (17), L_2 represents a single bond, an alkyl or alkylene group having 1 to 20 carbon atoms, a substituted or unsubstituted cycloalkyl or cycloalkylene group having a ring formed of 3 to 20 carbon atoms, a monovalent or divalent silyl group having 2 to 20 carbon atoms, a substituted or unsubstituted, monovalent or divalent aromatic hydrocarbon group having a ring formed of 6 to 24 carbon atoms, or a substituted or unsubstituted, monovalent or divalent aromatic heterocyclic group which has a ring formed of 3 to 24 atoms and which is linked with a benzene ring through a carbon-carbon bond, provided that, when both X_7 and X_8 , both X_9 and X_{10} , or both X_{11} and X_{12} , represent CR_2R_3 and both L_1 and L_2 represent a substituted or unsubstituted, monovalent or divalent aromatic hydrocarbon group having a ring formed of 6 to 24 carbon atoms, a case where L_1 and L_2 are simultaneously linked at para positions with respect to a benzene ring b is excluded.

In the formulae (16) and (18), when n represents 2, L_3 represents a single bond, an alkylene group having 1 to 20 carbon atoms, a substituted or unsubstituted cycloalkylene group having a ring formed of 3 to 20 carbon atoms, a divalent silyl group having 2 to 20 carbon atoms, a substituted or unsubstituted, divalent aromatic hydrocarbon group having a

81

ring formed of 6 to 24 carbon atoms, or a substituted or unsubstituted, divalent aromatic heterocyclic group which has a ring formed of 3 to 24 atoms and which is linked with the benzene ring c through a carbon-carbon bond, when n represents 3, L_3 represents a trivalent alkane having 1 to 20 carbon atoms, a substituted or unsubstituted, trivalent cycloalkane having a ring formed of 3 to 20 carbon atoms, a trivalent silyl group having 1 to 20 carbon atoms, a substituted or unsubstituted, trivalent aromatic hydrocarbon group having a ring formed of 6 to 24 carbon atoms, or a substituted or unsubstituted, trivalent aromatic heterocyclic group which has 3 to 24 atoms and which is linked with the benzene ring c through a carbon-carbon bond, or when n represents 4, L_3 represents a tetravalent alkane having 1 to 20 carbon atoms, a substituted or unsubstituted, tetravalent cycloalkane having a ring formed of 3 to 20 carbon atoms, a silicon atom, a substituted or unsubstituted, tetravalent aromatic hydrocarbon group having a ring formed of 6 to 24 carbon atoms, or a substituted or unsubstituted, tetravalent aromatic heterocyclic group which has a ring formed of 3 to 24 atoms and which is linked with the benzene ring c through a carbon-carbon bond, provided that, when both X_7 and X_8 , both X_9 and X_{10} , or both X_{11} and X_{12} , represent CR_2R_3 and both L_1 and L_3 represent a substituted or unsubstituted, monovalent, divalent, trivalent, or tetravalent aromatic hydrocarbon group having a ring formed of 6 to 24 carbon atoms, a case where L_1 and L_3 are simultaneously linked at para positions with respect to the benzene ring b is excluded.

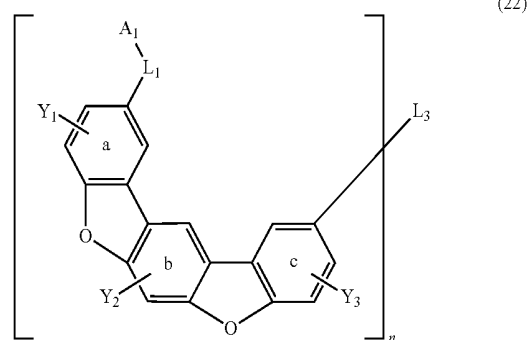
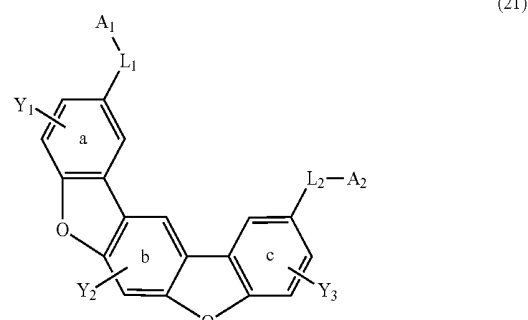
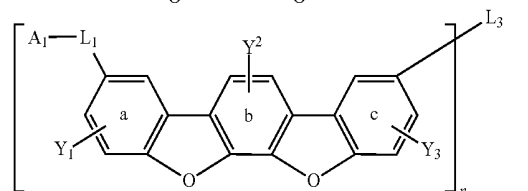
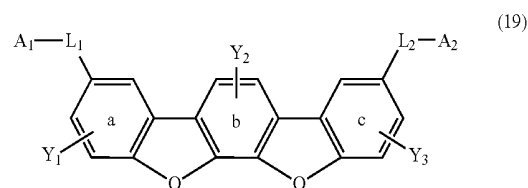
In the formulae (15) to (18), A_1 represents a hydrogen atom, a substituted or unsubstituted cycloalkyl group having a ring formed of 3 to 20 carbon atoms, a silyl group having 3 to 20 carbon atoms, a substituted or unsubstituted aromatic hydrocarbon group having a ring formed of 6 to 24 carbon atoms, or an aromatic heterocyclic group which has a ring formed of 3 to 24 atoms and which is linked with L_1 through a carbon-carbon bond, provided that, when L_1 represents an alkyl or alkylene group having 1 to 20 carbon atoms, a case where A_1 represents a hydrogen atom is excluded.

In the formulae (15) and (17), A_2 represents a hydrogen atom, a substituted or unsubstituted cycloalkyl group having a ring formed of 3 to 20 carbon atoms, a silyl group having 3 to 20 carbon atoms, a substituted or unsubstituted aromatic hydrocarbon group having a ring formed of 6 to 24 carbon atoms, or an aromatic heterocyclic group which has a ring formed of 3 to 24 atoms and which is linked with L_2 through a carbon-carbon bond, provided that, when L_2 represents an alkyl or alkylene group having 1 to 20 carbon atoms, a case where A_2 represents a hydrogen atom is excluded, and, when X_7 and X_8 , X_9 and X_{10} , or X_{11} and X_{12} , each represent O, S, or CR_2R_3 and both L_1 and L_2 represent single bonds, a case where A_1 and A_2 simultaneously represent hydrogen atoms is excluded.

In the formulae (15) to (18), Y_1 , Y_2 , and Y_3 each represent an alkyl group having 1 to 20 carbon atoms, a substituted or unsubstituted cycloalkyl group having a ring formed of 3 to 20 carbon atoms, an alkoxy group having 1 to 20 carbon atoms, an aralkyl group having 7 to 24 carbon atoms, a silyl group having 3 to 20 carbon atoms, a substituted or unsubstituted aromatic hydrocarbon group having a ring formed of 6 to 24 carbon atoms, or a substituted or unsubstituted aromatic heterocyclic group which has a ring formed of 3 to 24 atoms and which is linked with the benzene ring a, b, or c through a carbon-carbon bond, the number of each of Y_1 and Y_3 is 0, 1, 2, or 3, and the number of Y_2 is 0, 1, or 2.

In the formulae (15) to (18), A_1 , A_2 , L_1 , L_2 , and L_3 are each free of any carbonyl group.]

82



[In the formulae (20) and (22), n represents 2, 3, or 4, and the material represented by one of the formulae (20) and (22) includes a dimer represented by one of the formulae (20) and (22) using L_3 as a linking group for n=2, a trimer using L_3 as a linking group for n=3, or a tetramer using L_3 as a linking group for n=4.

In the formulae (19) to (22), L_1 represents a single bond, an alkyl or alkylene group having 1 to 20 carbon atoms, a substituted or unsubstituted cycloalkyl or cycloalkylene group having a ring formed of 3 to 20 carbon atoms, a monovalent or divalent silyl group having 2 to 20 carbon atoms, a substituted or unsubstituted, monovalent or divalent aromatic hydrocarbon group having a ring formed of 6 to 24 carbon atoms, or a substituted or unsubstituted, monovalent or divalent aromatic heterocyclic group which has a ring formed of 3 to 24 atoms and which is linked with a benzene ring a through a carbon-carbon bond.

In the formulae (19) and (21), L_2 represents a single bond, an alkyl or alkylene group having 1 to 20 carbon atoms, a substituted or unsubstituted cycloalkyl or cycloalkylene group having a ring formed of 3 to 20 carbon atoms, a monovalent or divalent silyl group having 2 to 20 carbon atoms, a substituted or unsubstituted, monovalent or divalent aromatic hydrocarbon group having a ring formed of 6 to 24 carbon atoms, or a substituted or unsubstituted, monovalent or divalent aromatic heterocyclic group which has a ring

83

formed of 3 to 24 atoms and which is linked with a benzene ring c through a carbon-carbon bond.

In the formulae (20) and (22), when n represents 2, L_3 represents a single bond, an alkylene group having 1 to 20 carbon atoms, a substituted or unsubstituted cycloalkylene group having a ring formed of 3 to 20 carbon atoms, a divalent silyl group having 2 to 20 carbon atoms, a substituted or unsubstituted, divalent aromatic hydrocarbon group having a ring formed of 6 to 24 carbon atoms, or a substituted or unsubstituted, divalent aromatic heterocyclic group which has a ring formed of 3 to 24 atoms and which is linked with the benzene ring c through a carbon-carbon bond, when n represents 3, L_3 represents a trivalent alkane having 1 to 20 carbon atoms, a substituted or unsubstituted, trivalent cycloalkane having a ring formed of 3 to 20 carbon atoms, a trivalent silyl group having 1 to 20 carbon atoms, a substituted or unsubstituted, trivalent aromatic hydrocarbon group having a ring formed of 6 to 24 carbon atoms, or a substituted or unsubstituted, trivalent aromatic heterocyclic group which has 3 to 24 atoms and which is linked with the benzene ring c through a carbon-carbon bond, or when n represents 4, L_3 represents a tetravalent alkane having 1 to 20 carbon atoms, a substituted or unsubstituted, tetravalent cycloalkane having a ring formed of 3 to 20 carbon atoms, a silicon atom, a substituted or unsubstituted, tetravalent aromatic hydrocarbon group having a ring formed of 6 to 24 carbon atoms, or a substituted or unsubstituted, tetravalent aromatic heterocyclic group which has a ring formed of 3 to 24 atoms and which is linked with the benzene ring c through a carbon-carbon bond.

In the formulae (19) to (22), A_1 represents a hydrogen atom, a substituted or unsubstituted cycloalkyl group having a ring formed of 3 to 20 carbon atoms, a silyl group having 3 to 20 carbon atoms, a substituted or unsubstituted aromatic hydrocarbon group having a ring formed of 6 to 24 carbon atoms, or an aromatic heterocyclic group which has a ring formed of 3 to 24 atoms and which is linked with L_1 through a carbon-carbon bond, provided that, when L_1 represents an

84

alkyl or alkylene group having 1 to 20 carbon atoms, a case where A_1 represents a hydrogen atom is excluded.

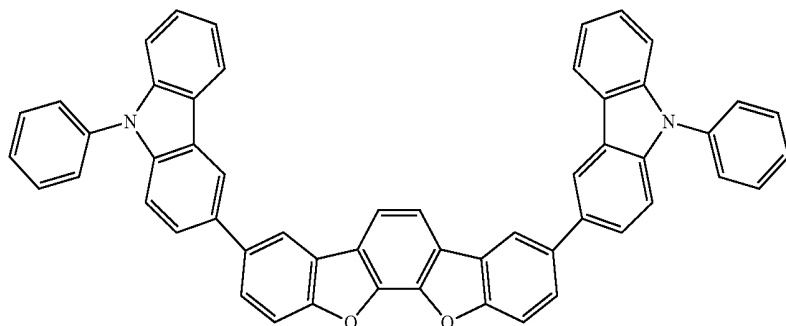
In the formulae (19) and (21), A_2 represents a hydrogen atom, a substituted or unsubstituted cycloalkyl group having a ring formed of 3 to 20 carbon atoms, a silyl group having 3 to 20 carbon atoms, a substituted or unsubstituted aromatic hydrocarbon group having a ring formed of 6 to 24 carbon atoms, or an aromatic heterocyclic group which has a ring formed of 3 to 24 atoms and which is linked with L_2 through a carbon-carbon bond, provided that, when L_2 represents an alkyl or alkylene group having 1 to 20 carbon atoms, a case where A_2 represents a hydrogen atom is excluded, and, when both L_1 and L_2 represent single bonds, a case where A_1 and A_2 simultaneously represent hydrogen atoms is excluded.

In the formulae (19) to (22), Y_1 , Y_2 , and Y_3 each represent an alkyl group having 1 to 20 carbon atoms, a substituted or unsubstituted cycloalkyl group having a ring formed of 3 to 20 carbon atoms, an alkoxy group having 1 to 20 carbon atoms, an aralkyl group having 7 to 24 carbon atoms, a silyl group having 3 to 20 carbon atoms, a substituted or unsubstituted aromatic hydrocarbon group having a ring formed of 6 to 24 carbon atoms, or a substituted or unsubstituted aromatic heterocyclic group which has a ring formed of 3 to 24 atoms and which is linked with the benzene ring a, b, or c through a carbon-carbon bond, the number of each of Y_1 and Y_3 is 0, 1, 2, or 3, and the number of Y_2 is 0, 1, or 2.

In the formulae (19) to (22), A_1 , A_2 , L_1 , L_2 , and L_3 are each free of any carbonyl group.]

Examples of the respective groups represented by Y_1 to Y_3 , R_1 to R_3 , L_1 to L_3 , and A_1 and A_2 in the general formulae (15) to (22), and examples of the substituents for the groups include examples similar to those listed for the general formulae (1) to (14).

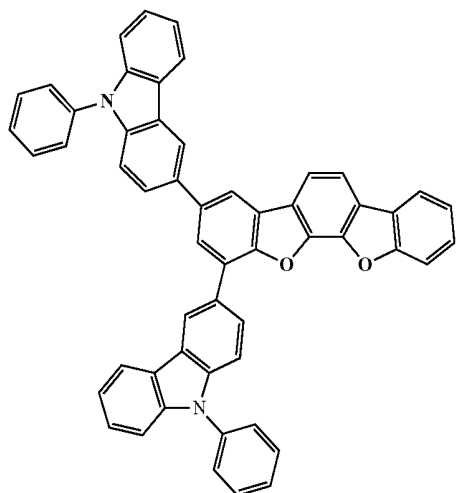
Specific examples of the material for an organic EL device represented by any one of the general formulae (15) to (22) of the present invention are shown below. However, the present invention is not limited to these exemplified compounds.



85

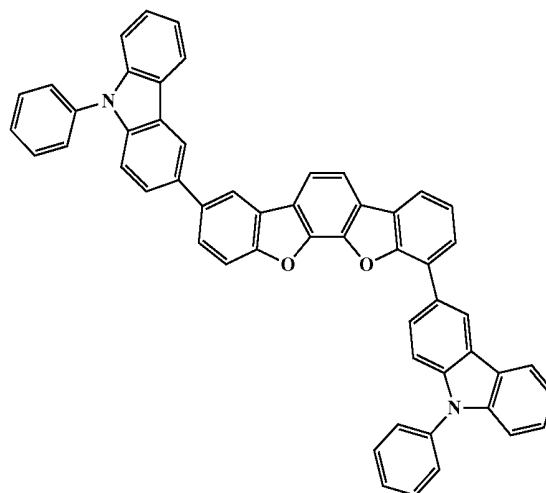
-continued

No. 138

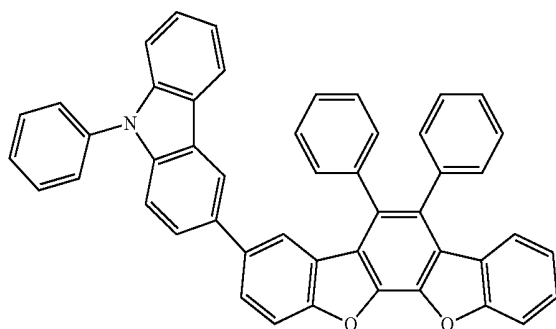


86

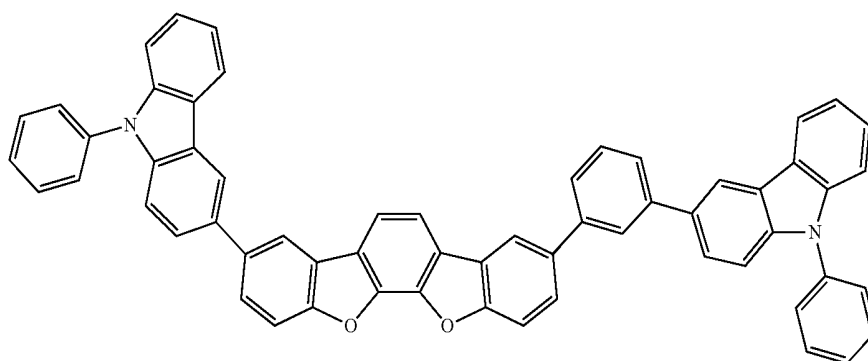
No. 139



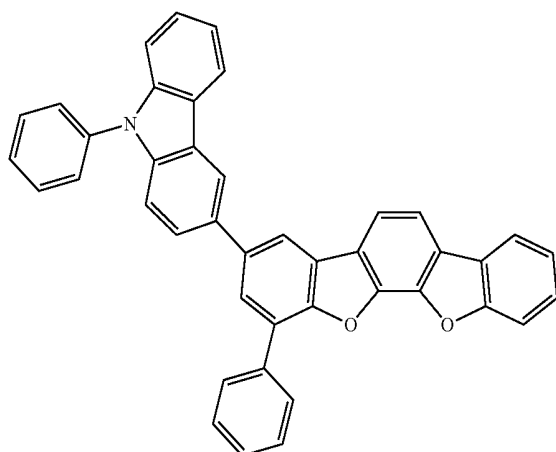
No. 140



No. 141



No. 142

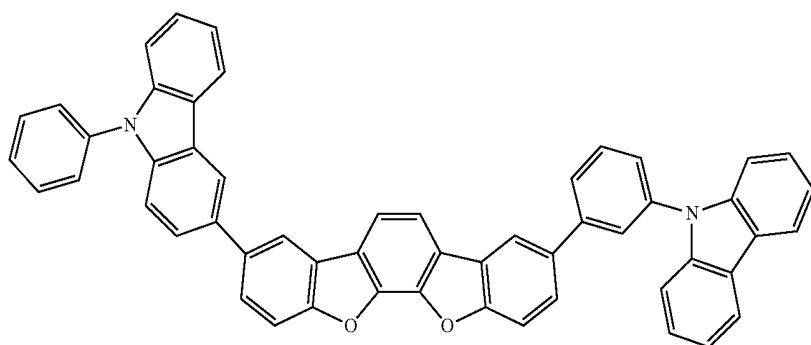


87

88

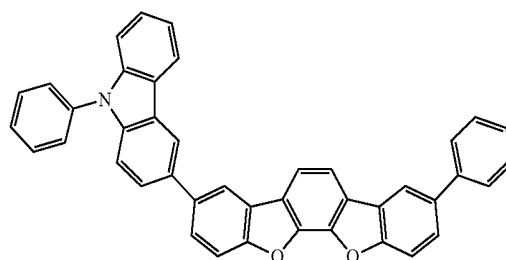
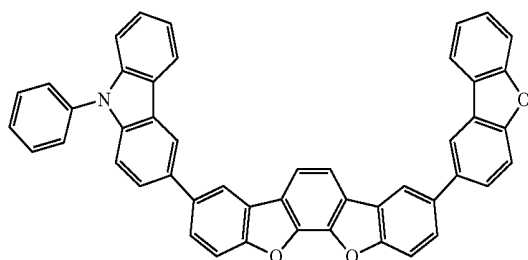
-continued

No. 143

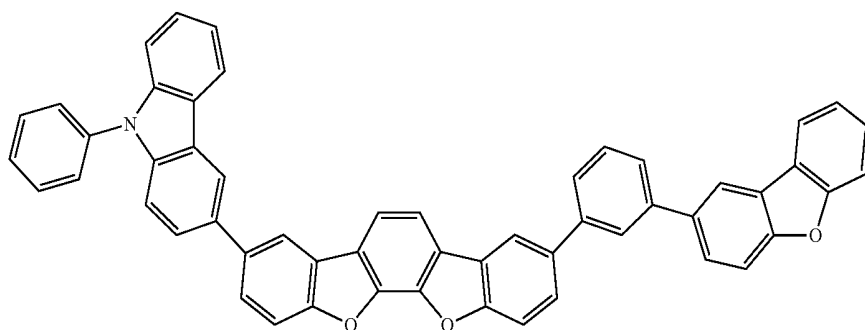


No. 144

No. 145

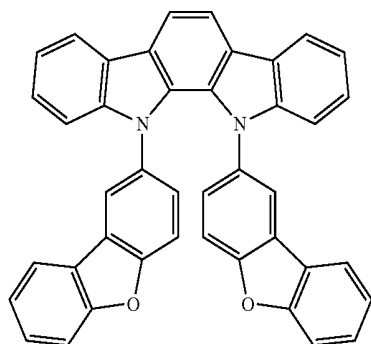


No. 146

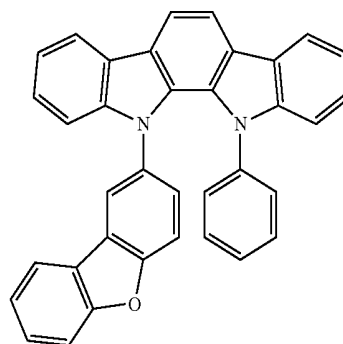


No. 147

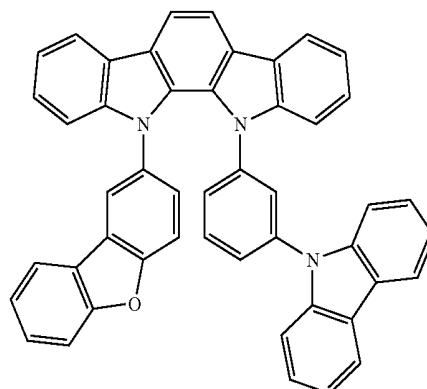
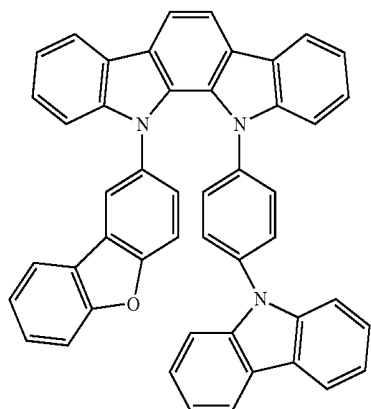
No. 148



No. 149



No. 150

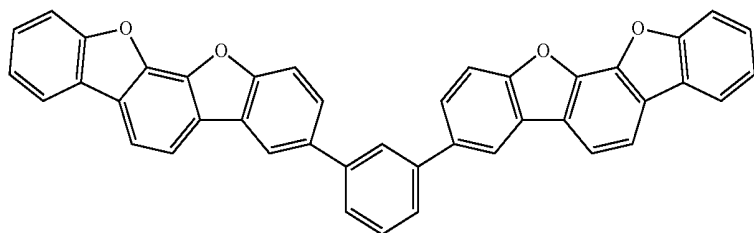


89

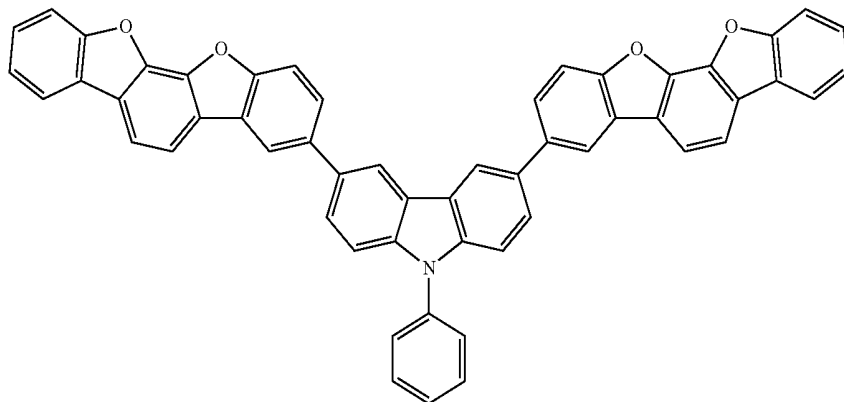
90

-continued

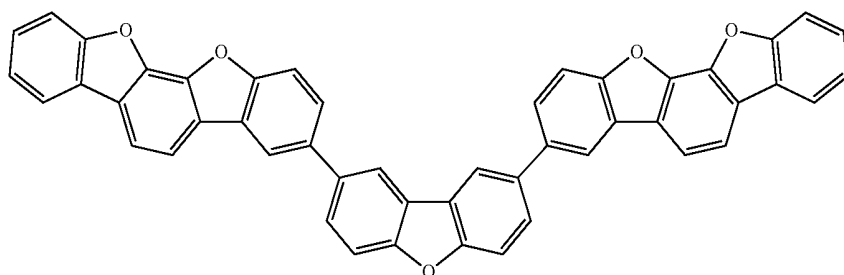
No. 151



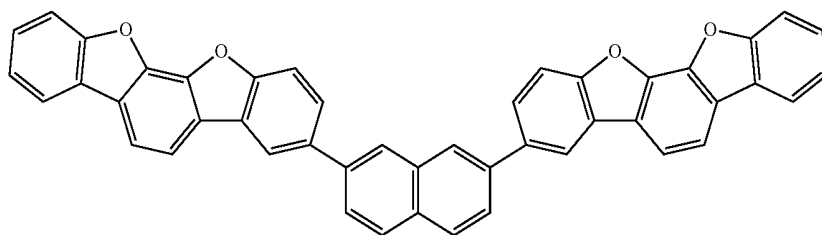
No. 152



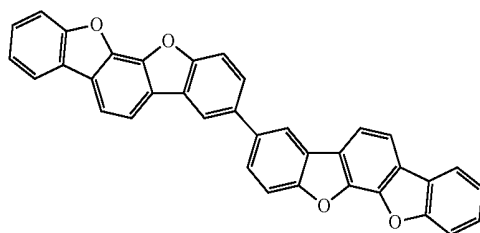
No. 153



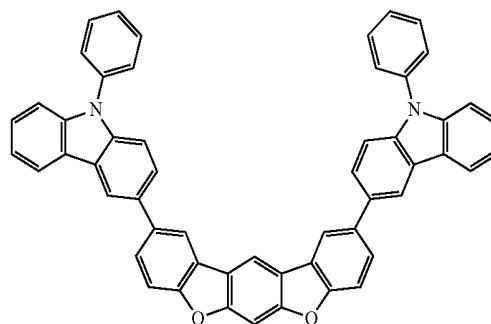
No. 154



No. 155



No. 156

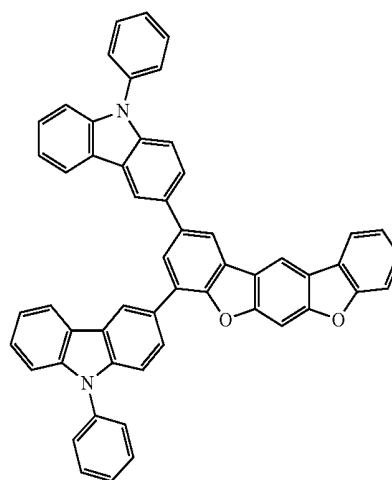
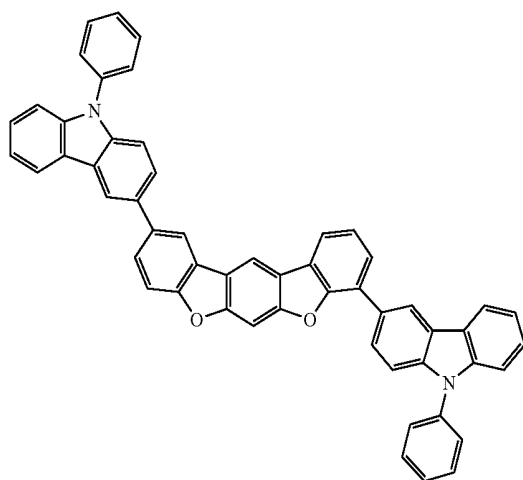


91

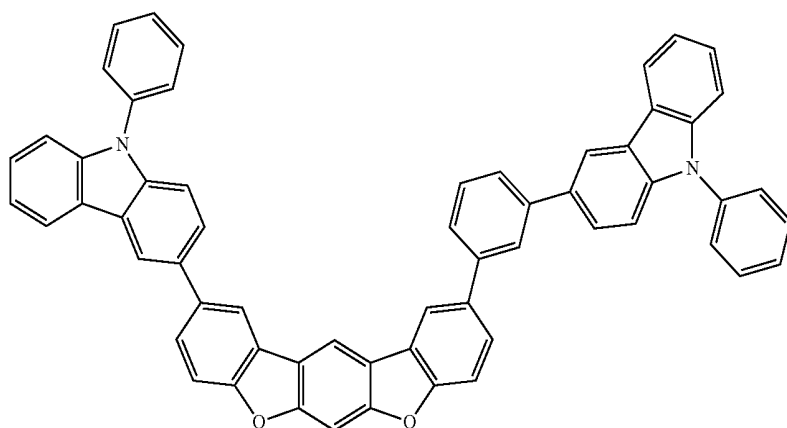
92

-continued
No. 157

No. 158

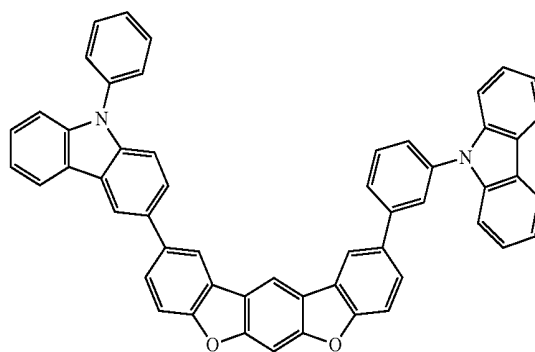
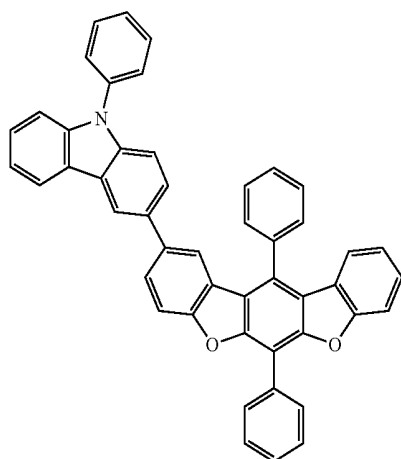


No. 159



No. 160

No. 161



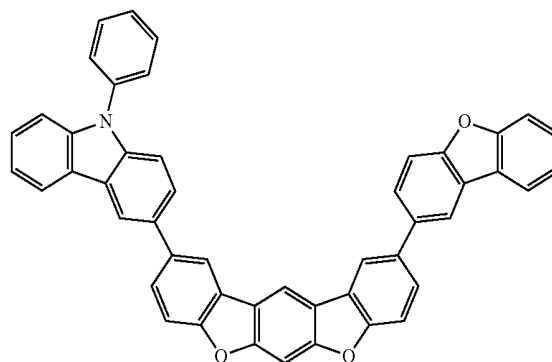
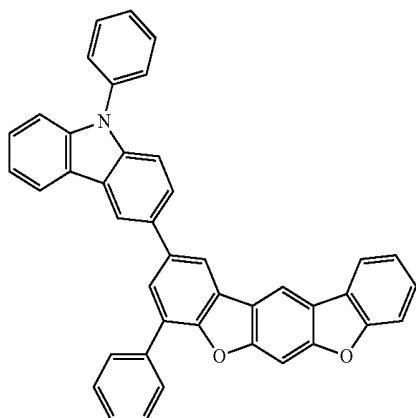
93

94

-continued

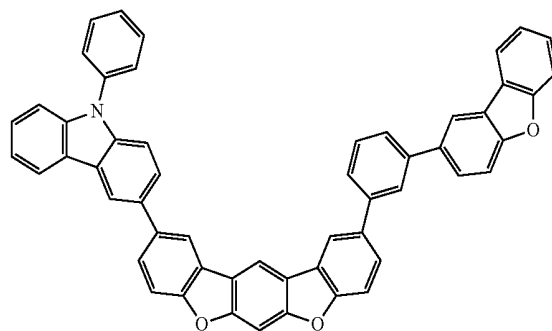
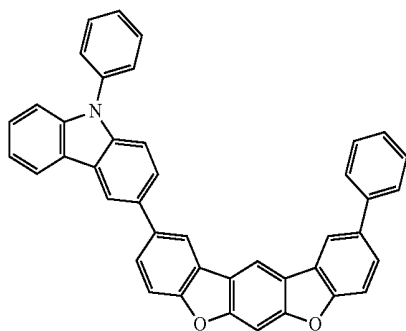
No. 162

No. 163



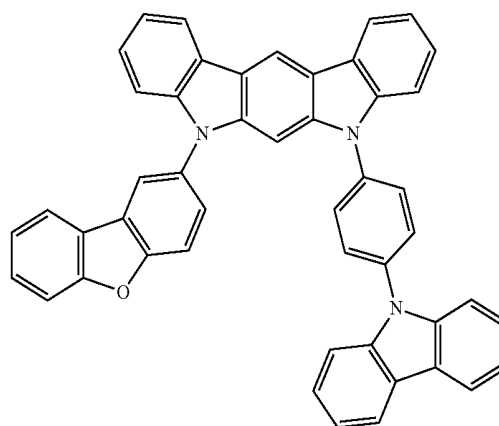
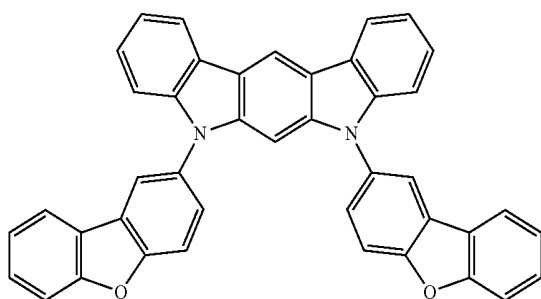
No. 164

No. 165



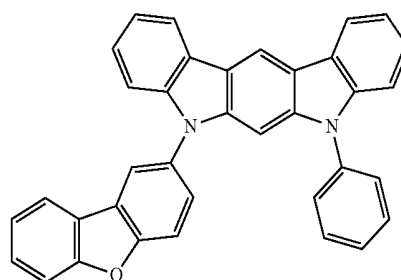
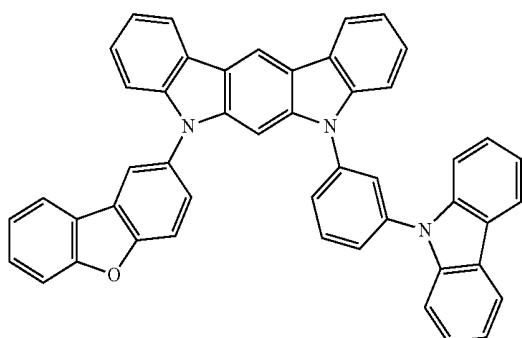
No. 166

No. 167



No. 168

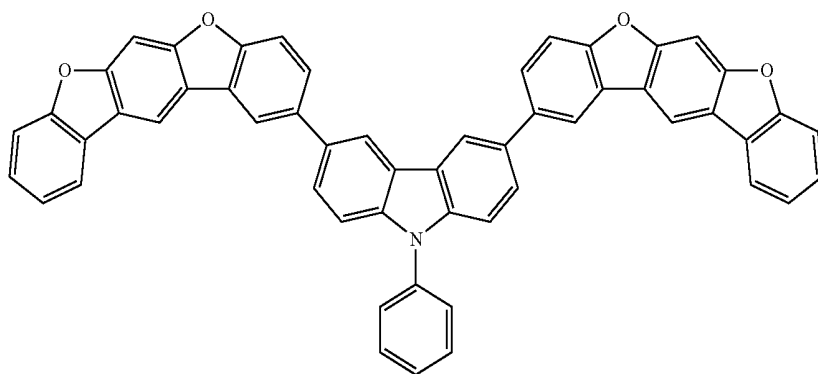
No. 169



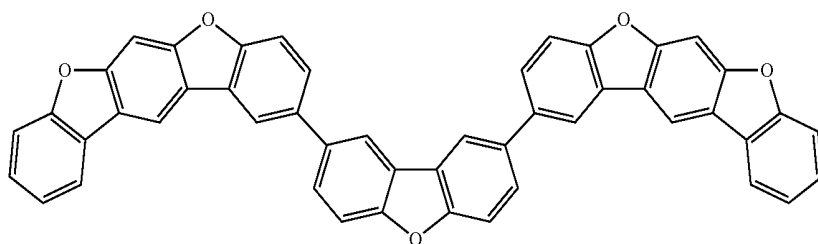
95

96

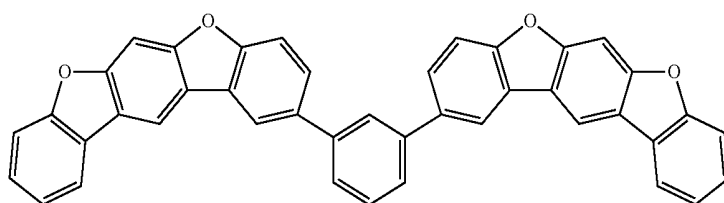
-continued



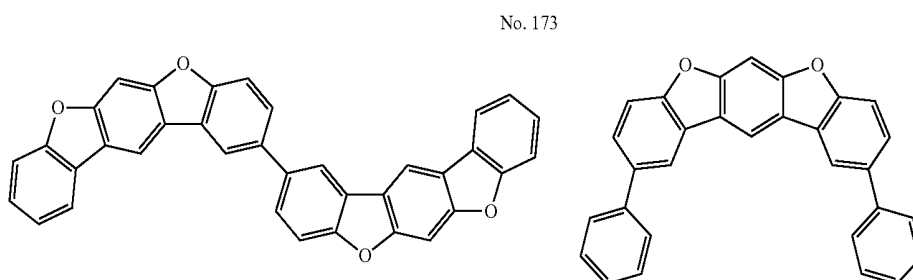
No. 170



No. 171



No. 172



No. 173

No. 174

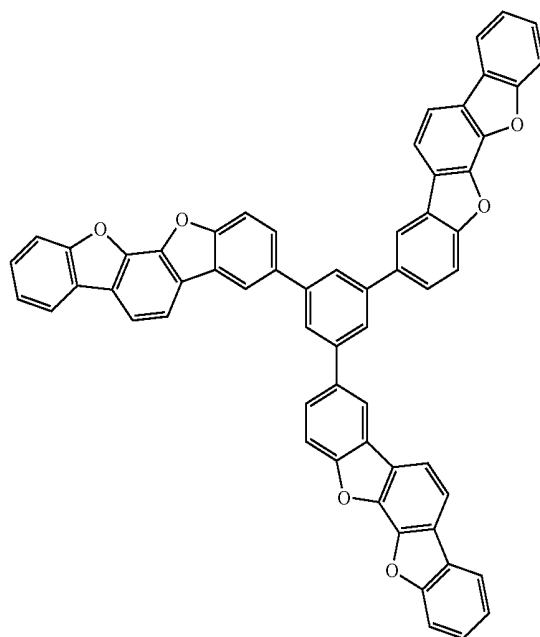
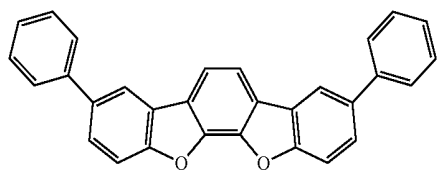
97

98

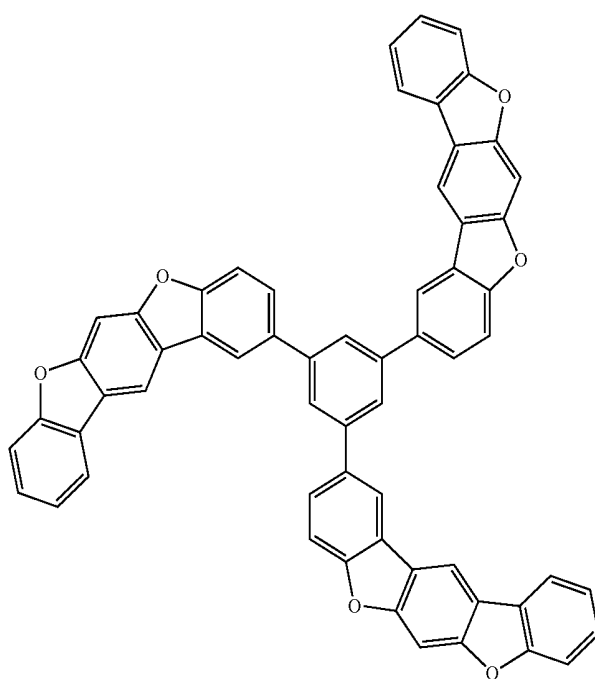
-continued

No. 175

No. 176

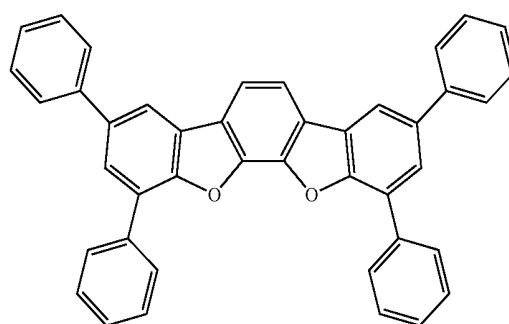
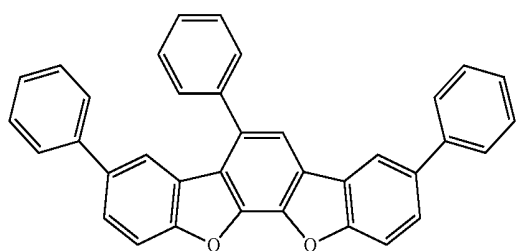


No. 177



No. 178

No. 179



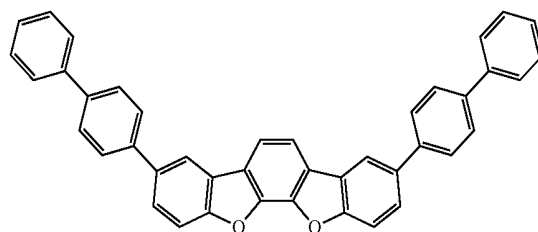
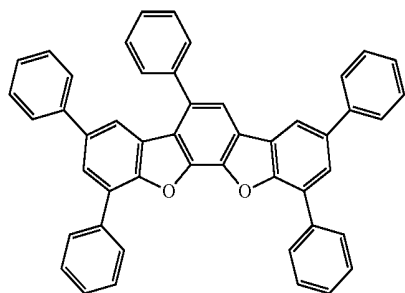
99

100

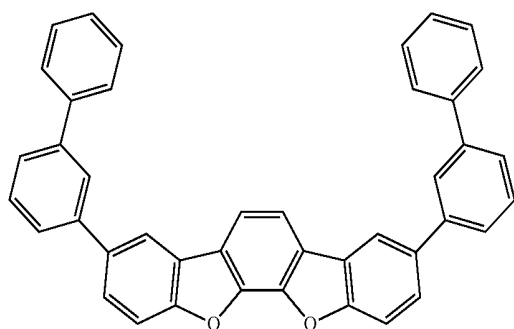
-continued

No. 180

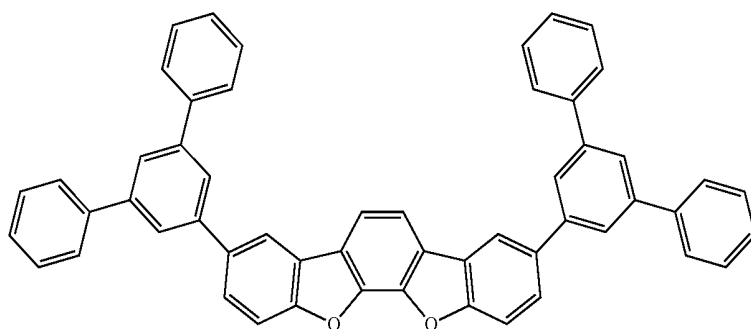
No. 181



No. 182

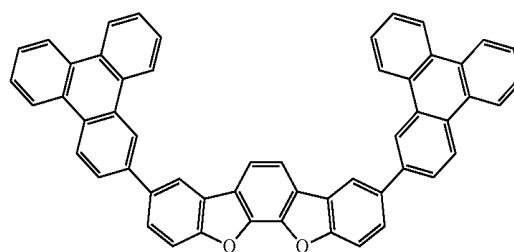
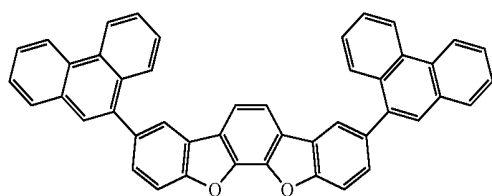


No. 183



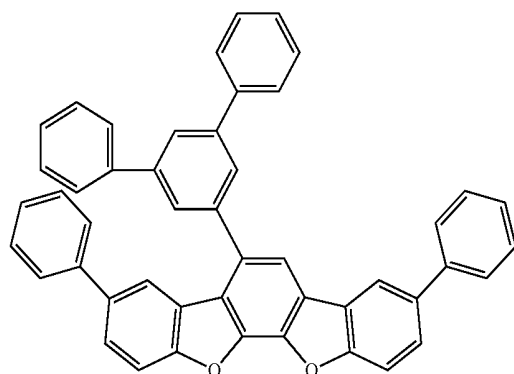
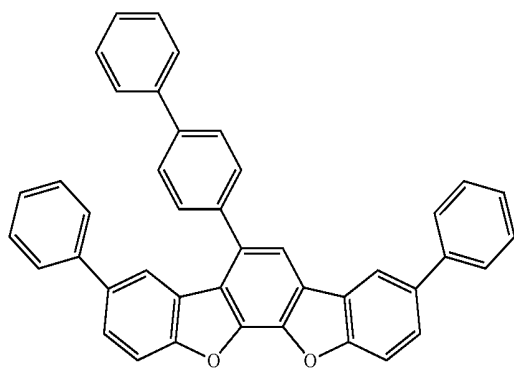
No. 184

No. 185



No. 186

No. 187

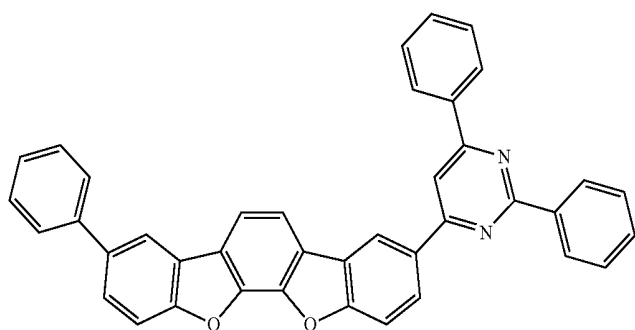


101

102

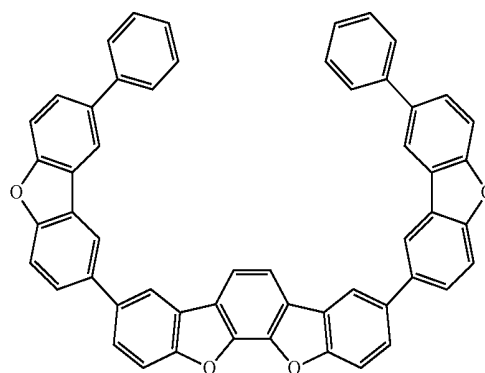
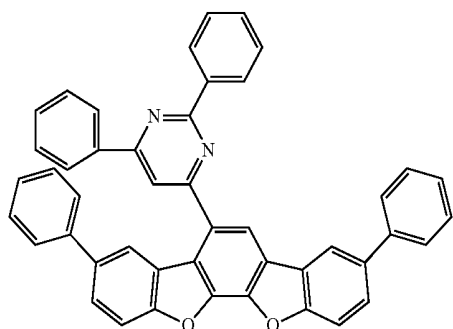
-continued

No. 188

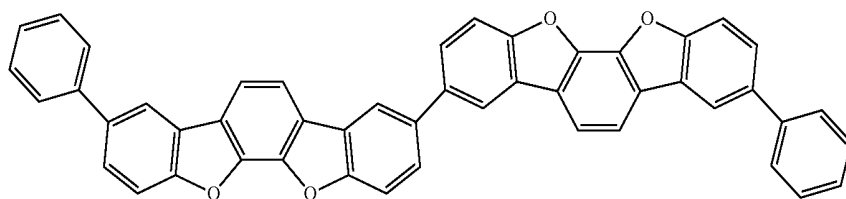


No. 189

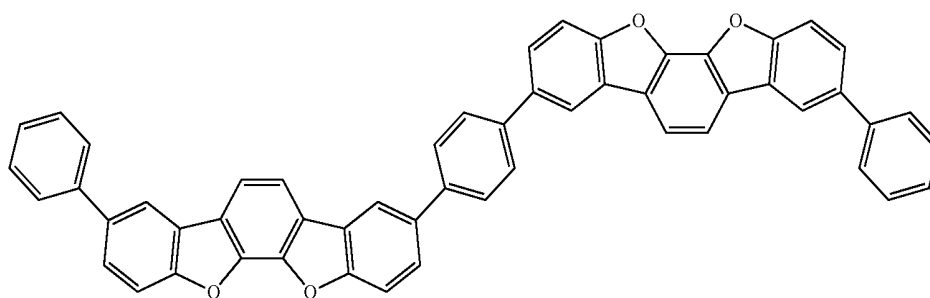
No. 190



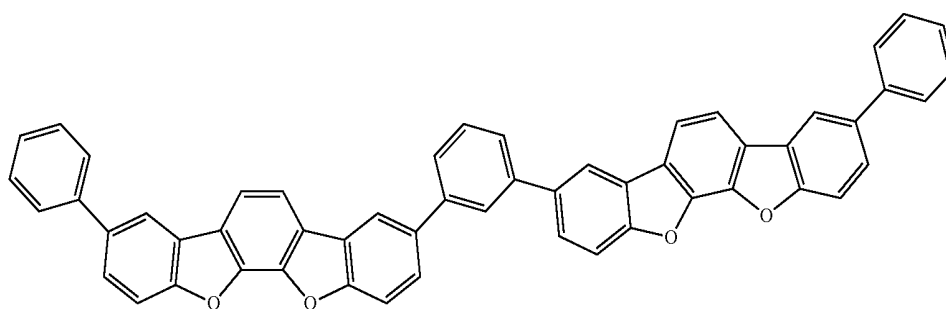
No. 191



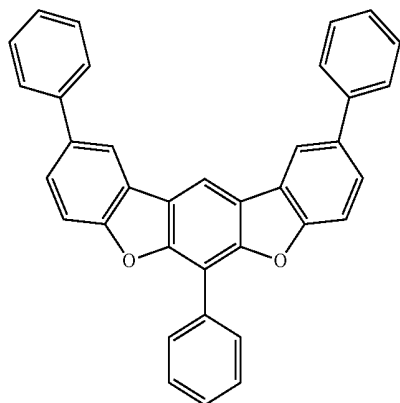
No. 192



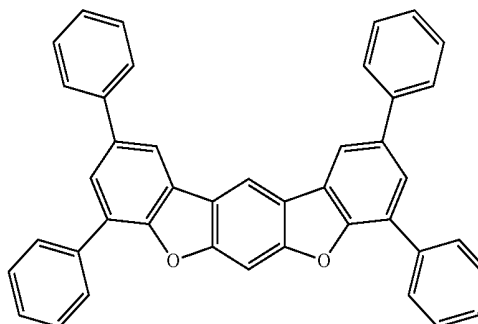
No. 193



103



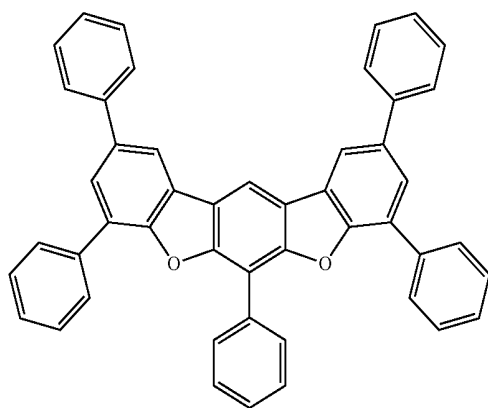
104



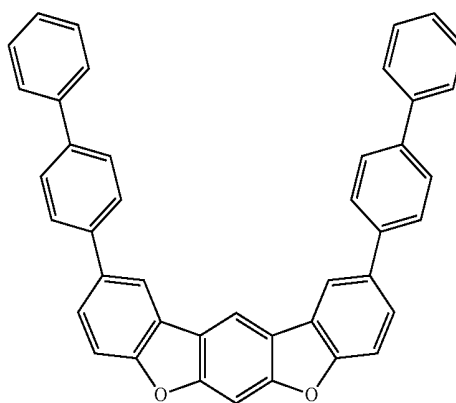
-continued
No. 194

No. 195

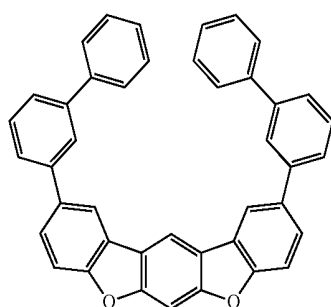
No. 196



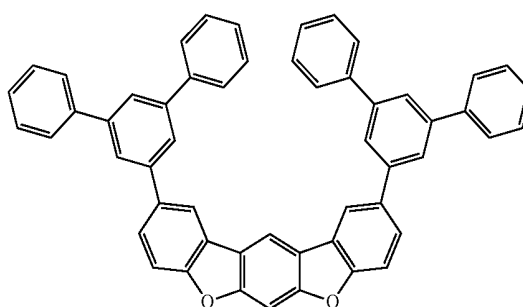
No. 197



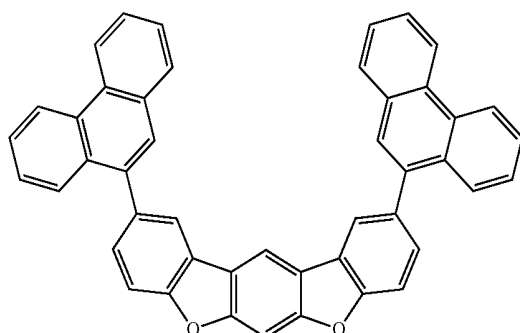
No. 198



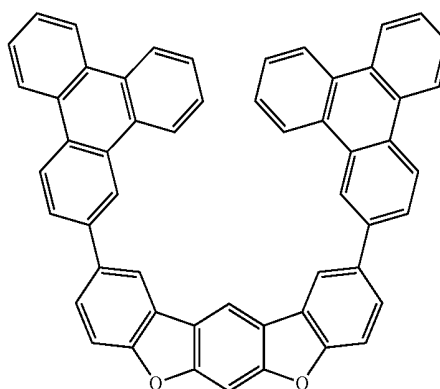
No. 199



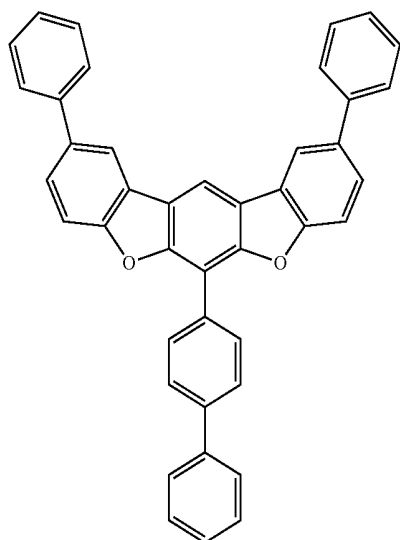
No. 200



No. 201

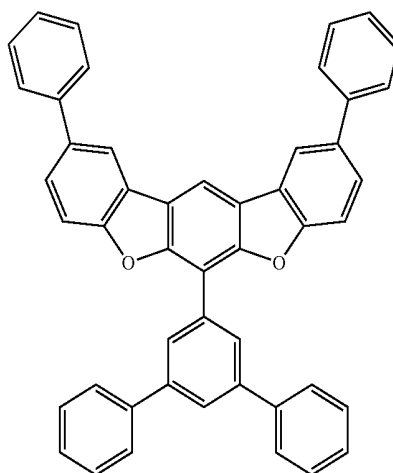


105



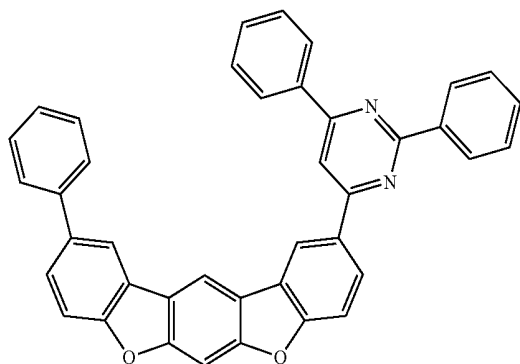
-continued
No. 202

106

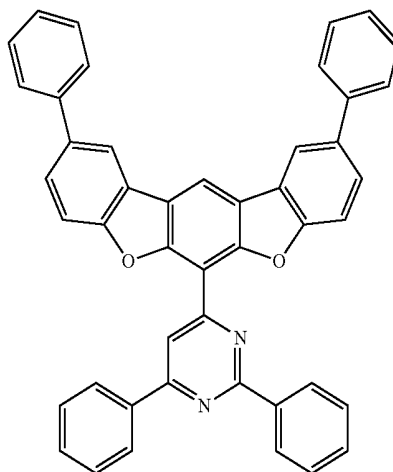


No. 203

No. 204

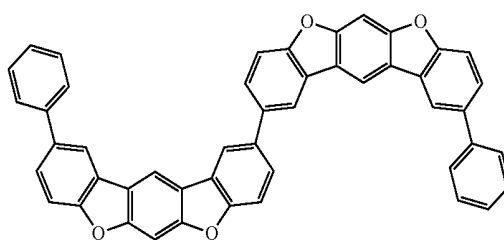
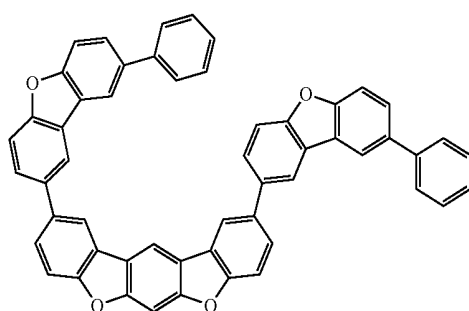


No. 205



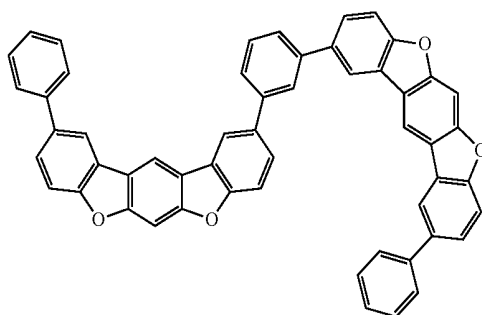
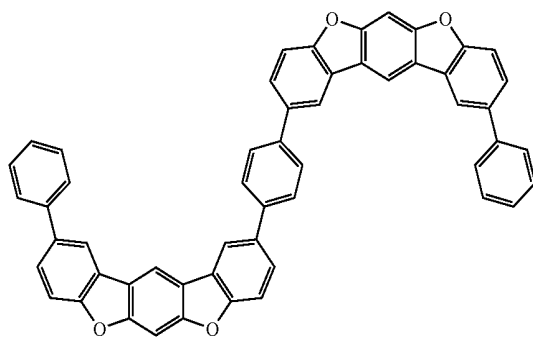
No. 206

No. 207



No. 208

No. 209



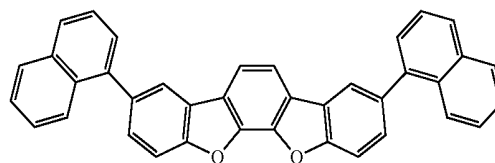
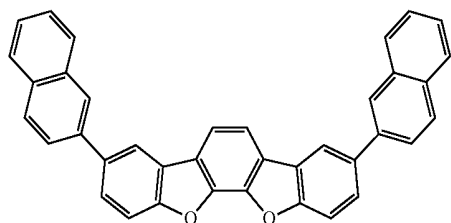
107

108

-continued

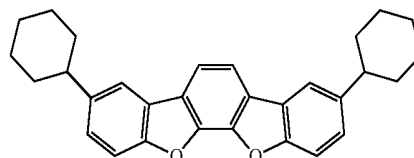
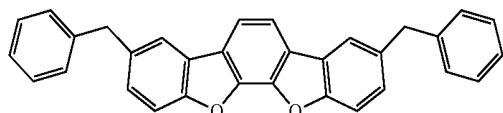
No. 210

No. 211

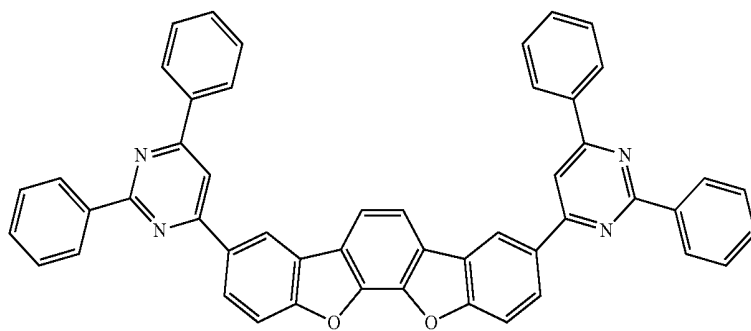


No. 212

No. 213

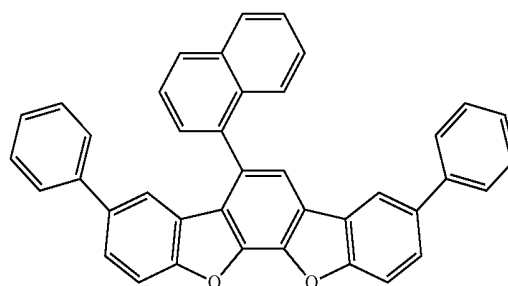
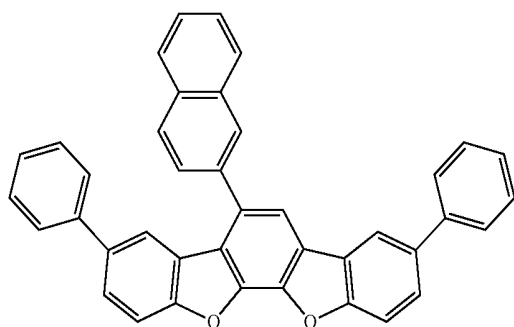


No. 214



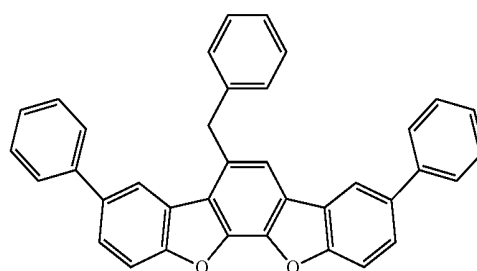
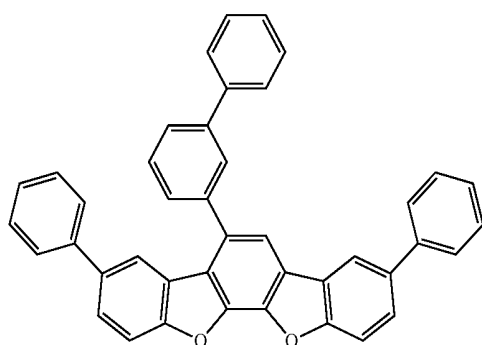
No. 215

No. 216



No. 217

No. 218



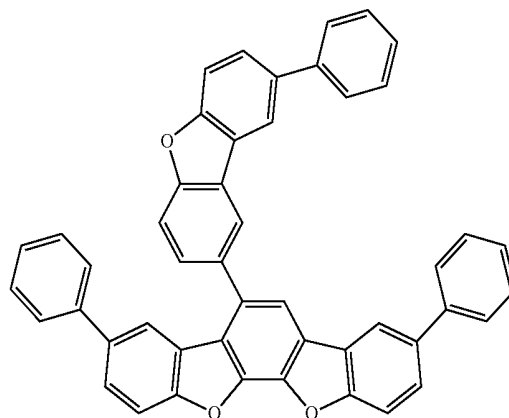
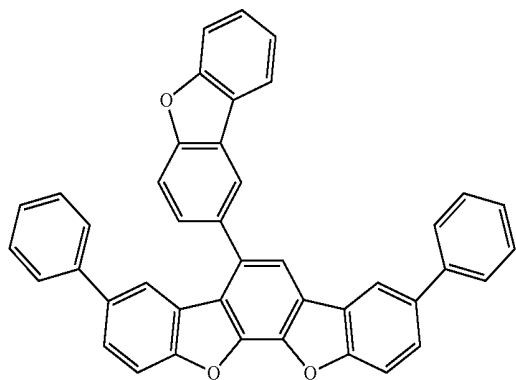
109

110

-continued

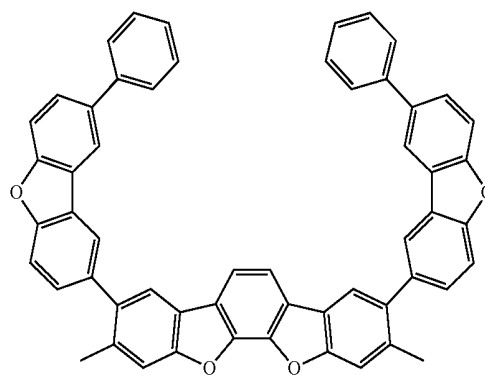
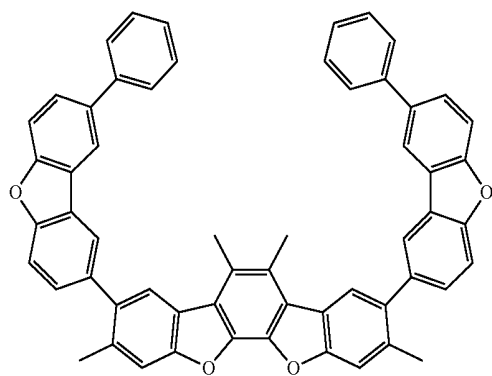
No. 219

No. 220



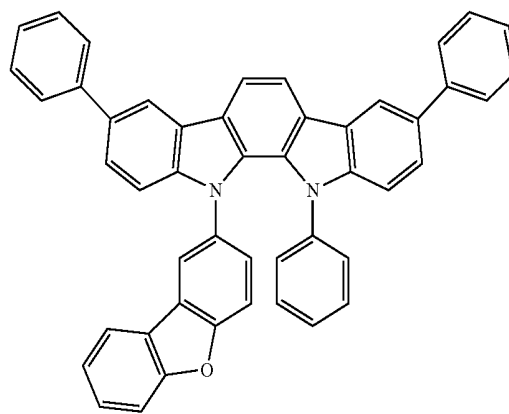
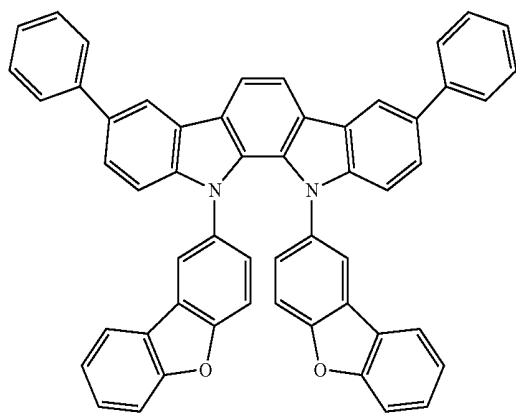
No. 221

No. 222



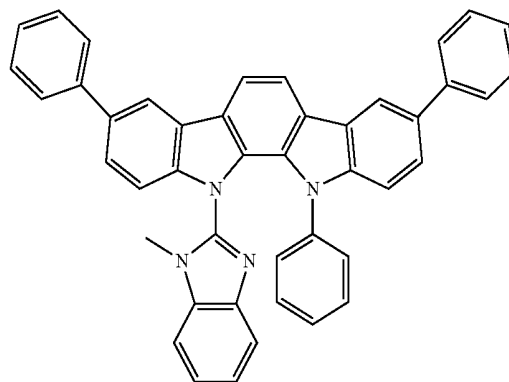
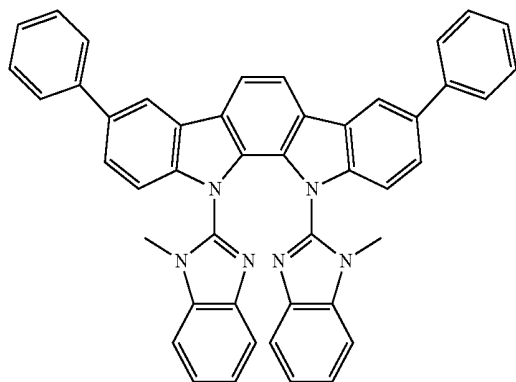
No. 223

No. 224

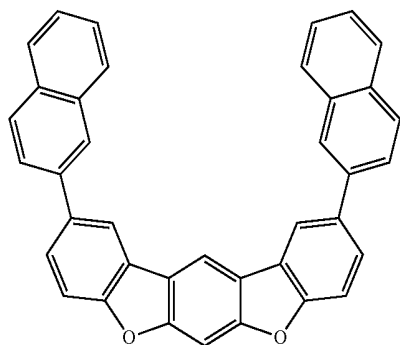


No. 225

No. 226

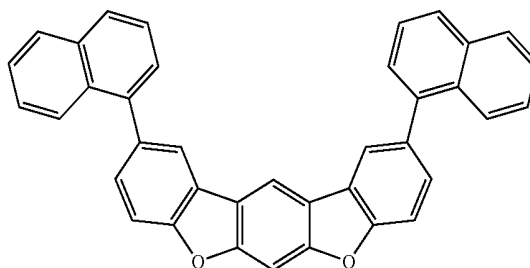


111



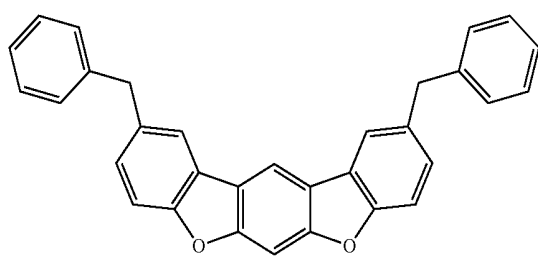
-continued
No. 227

112

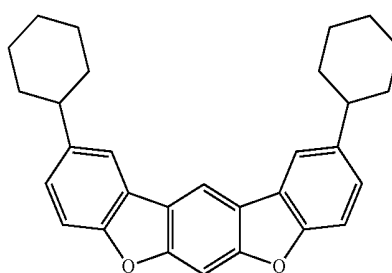


No. 228

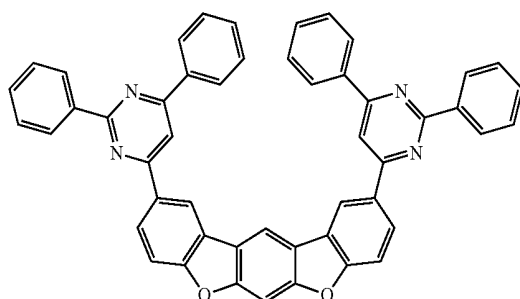
No. 229



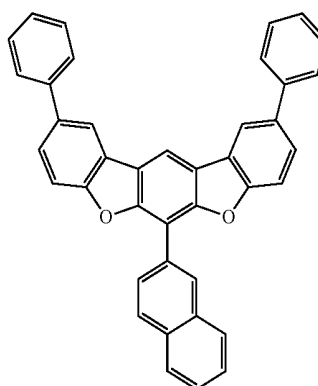
No. 230



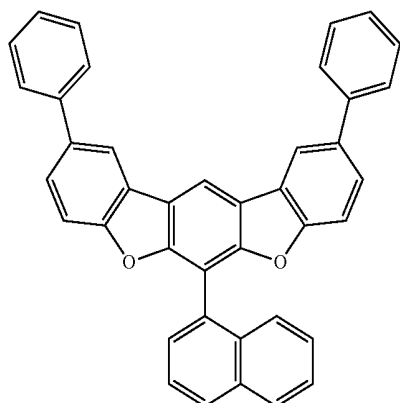
No. 231



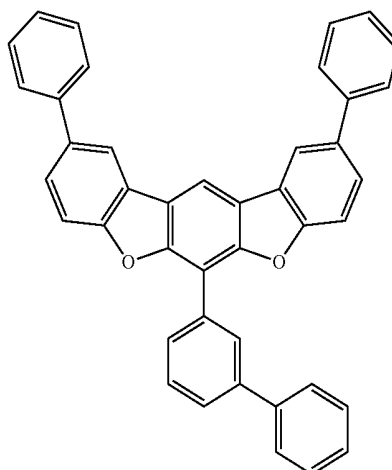
No. 232



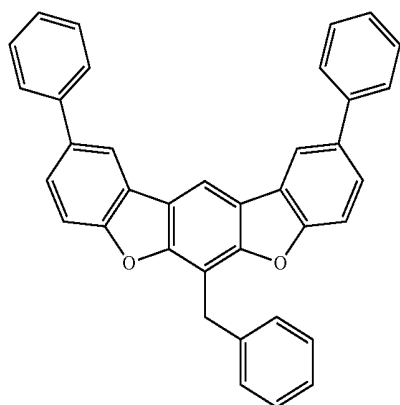
No. 233



No. 234

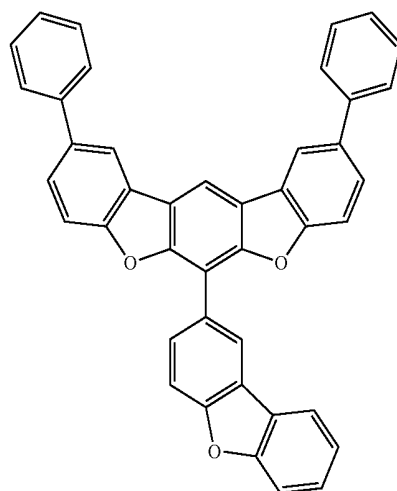


113



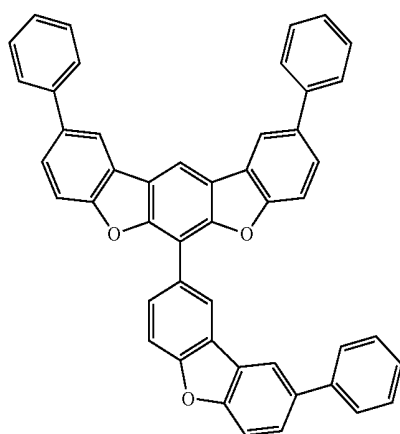
114

-continued
No. 235

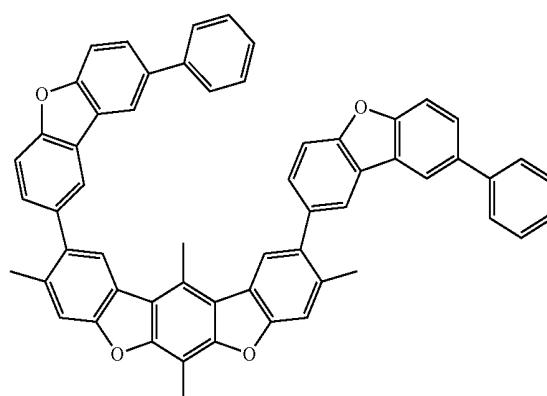


No. 236

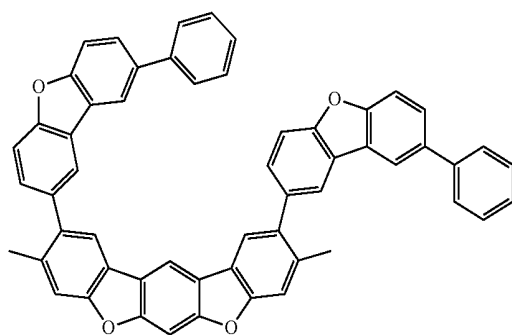
No. 237



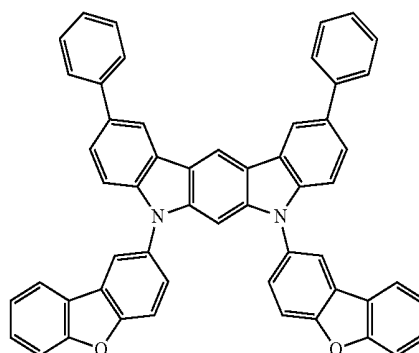
No. 238



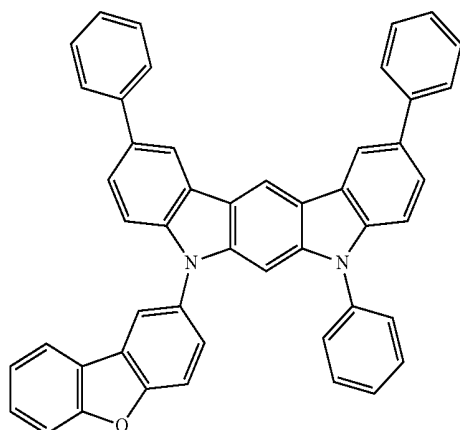
No. 239



No. 240

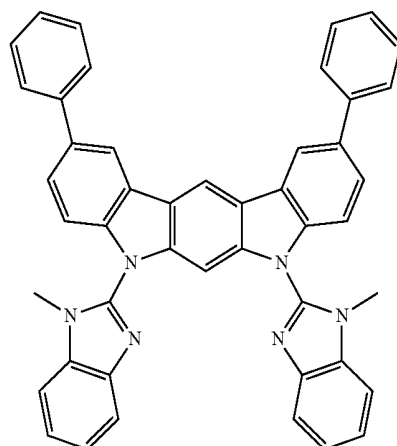


115



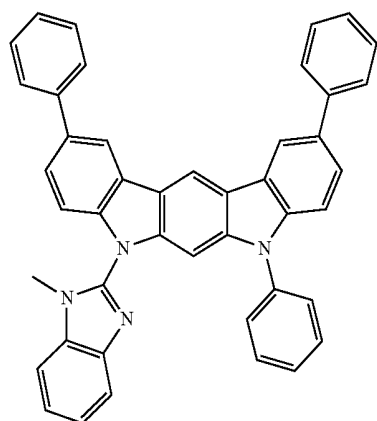
-continued
No. 241

116

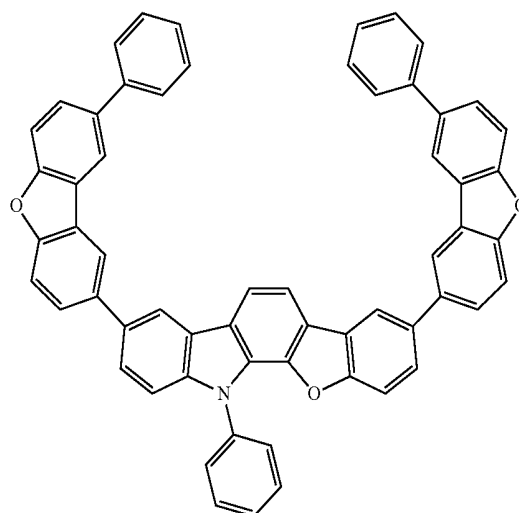


No. 242

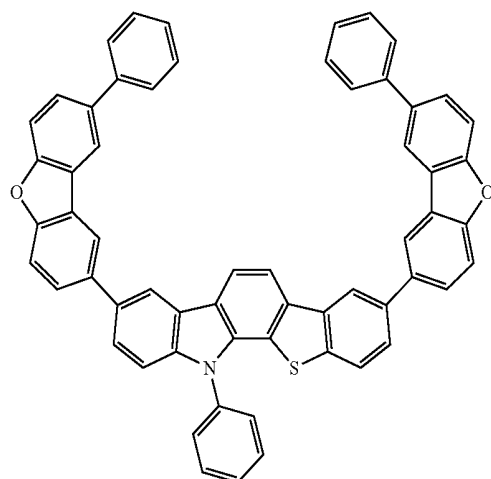
No. 243



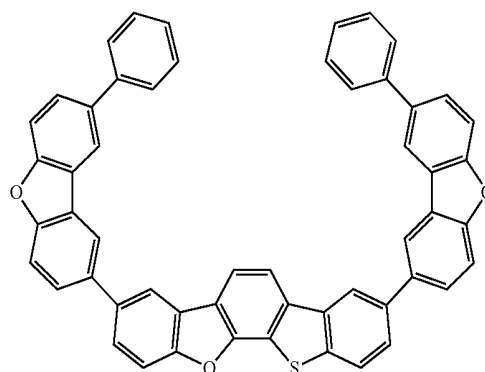
No. 244



No. 245



No. 246



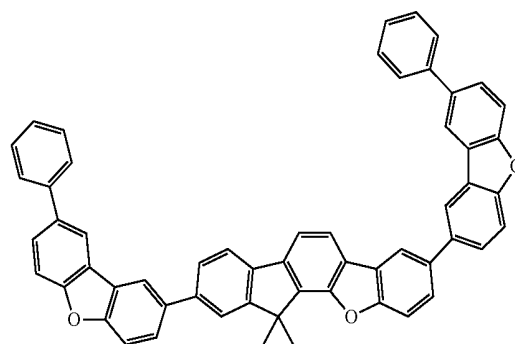
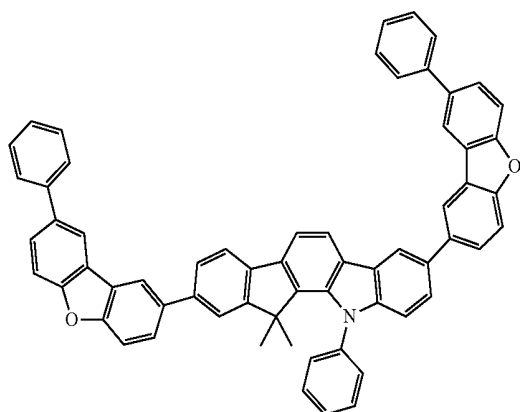
117

118

-continued

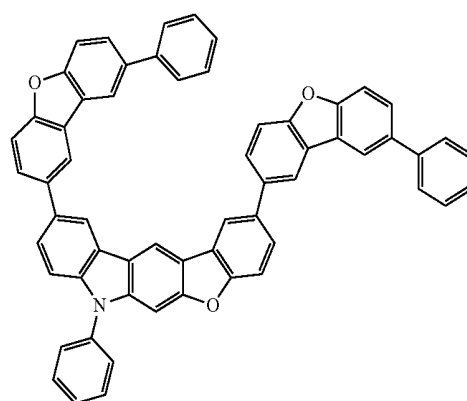
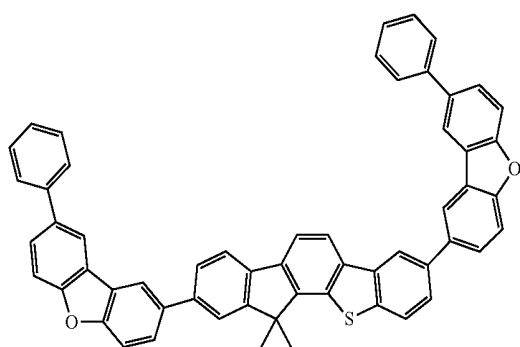
No. 247

No. 248



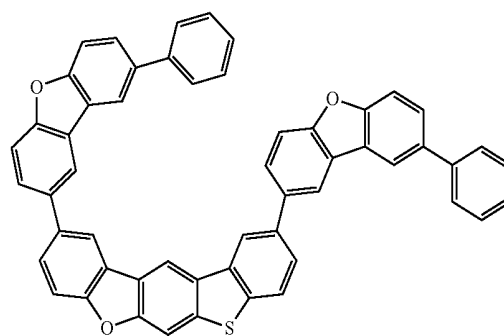
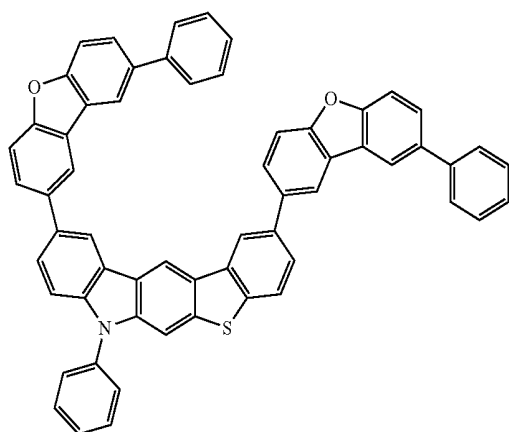
No. 249

No. 250



No. 251

No. 252

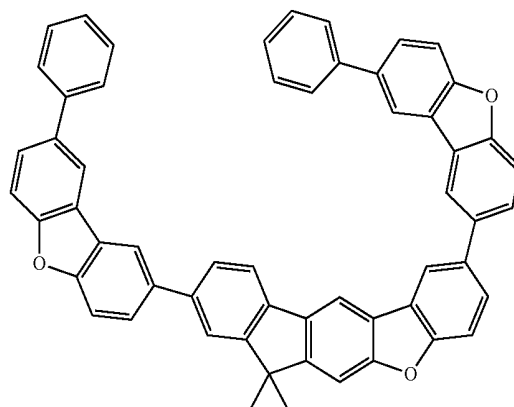
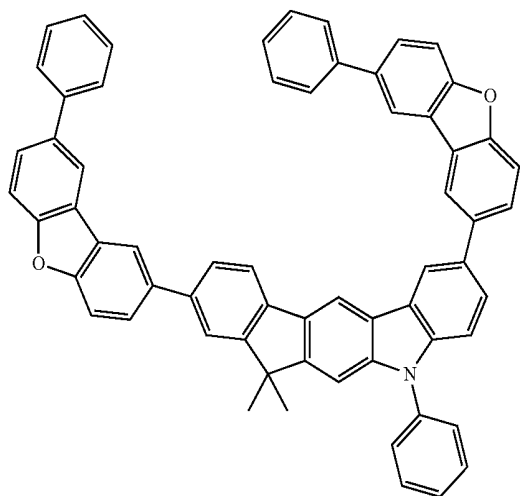


119

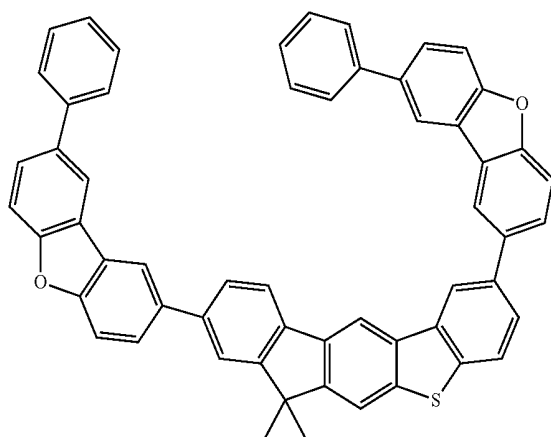
120

-continued
No. 253

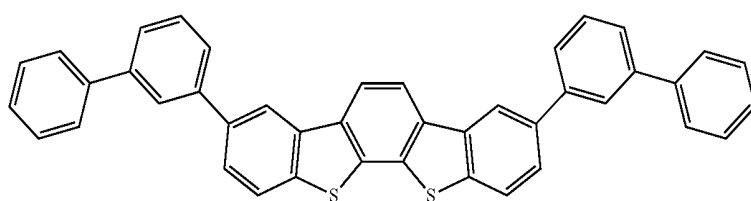
No. 254



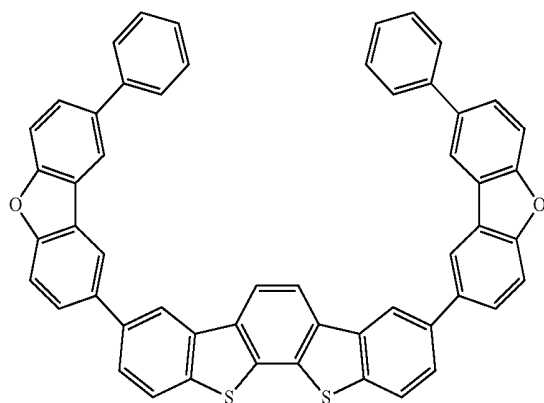
No. 255



No. 256



No. 257

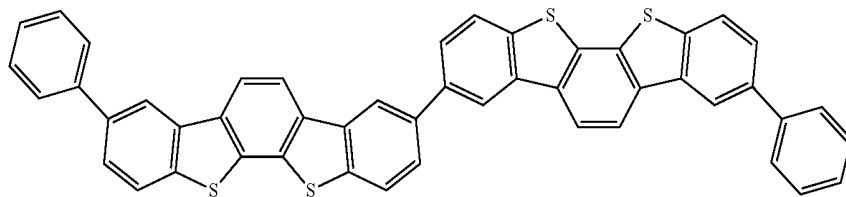


121

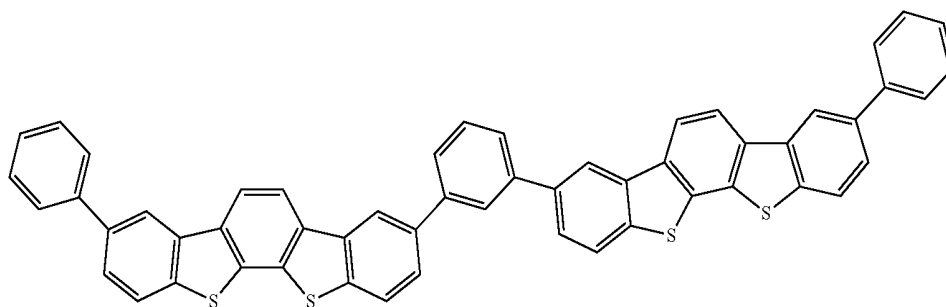
122

-continued

No. 258

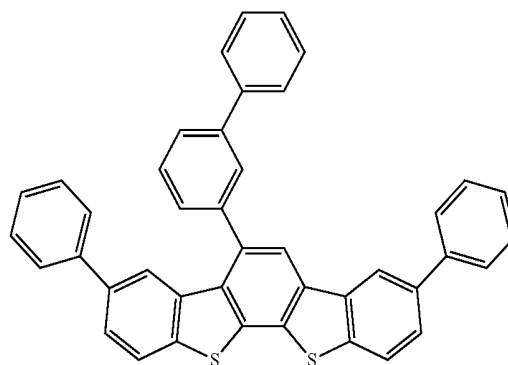
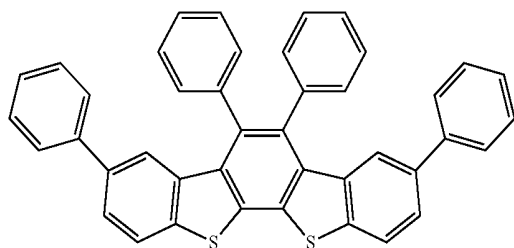


No. 259

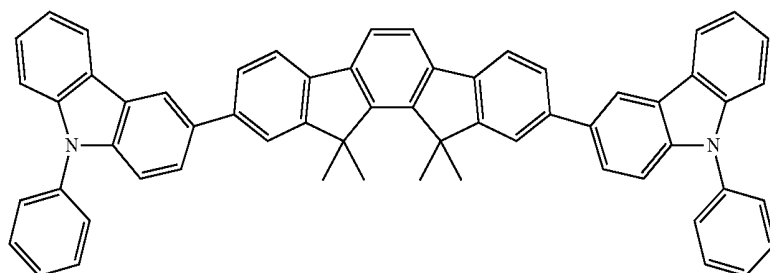


No. 260

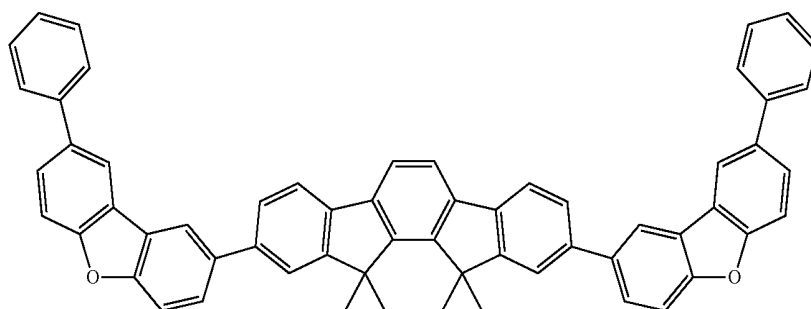
No. 261



No. 262



No. 263

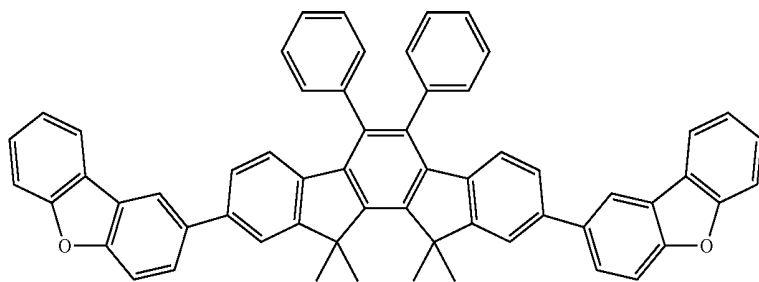


123

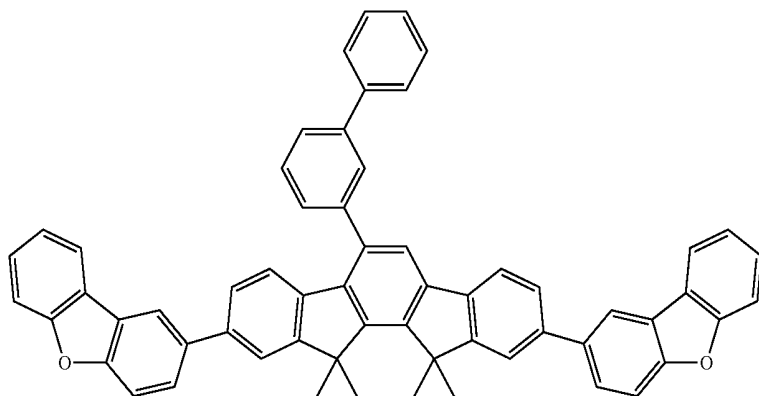
124

-continued

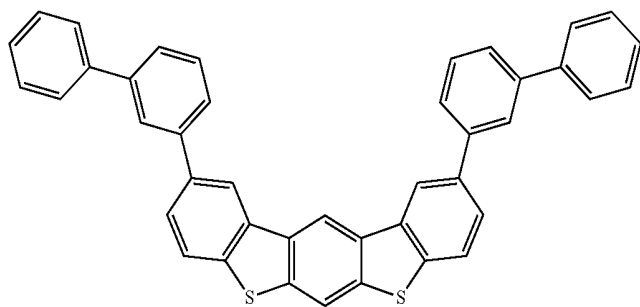
No. 264



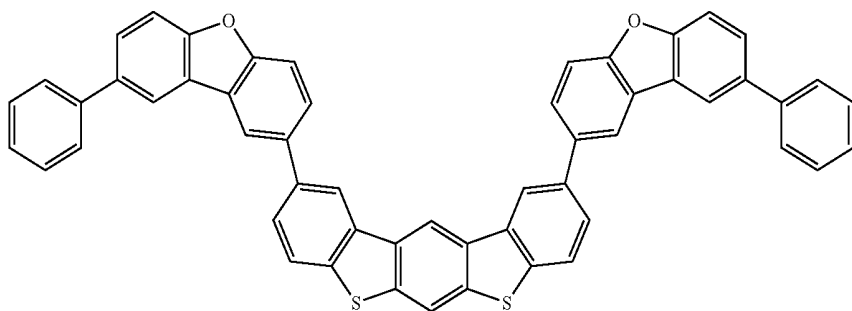
No. 265



No. 266

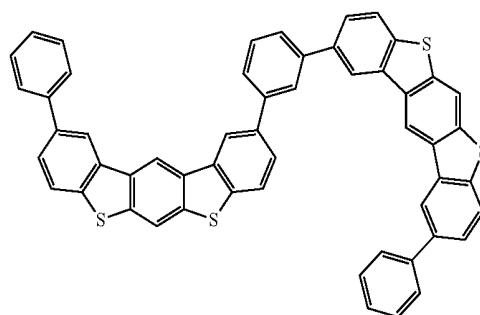
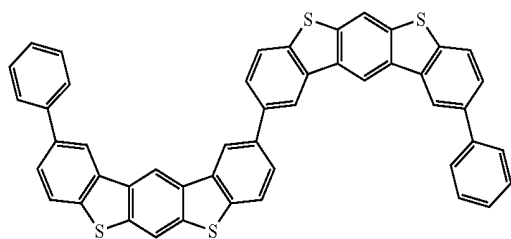


No. 267

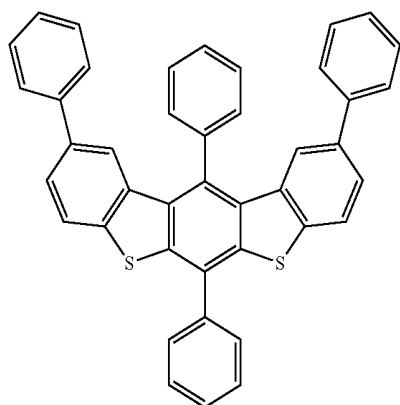


No. 268

No. 269

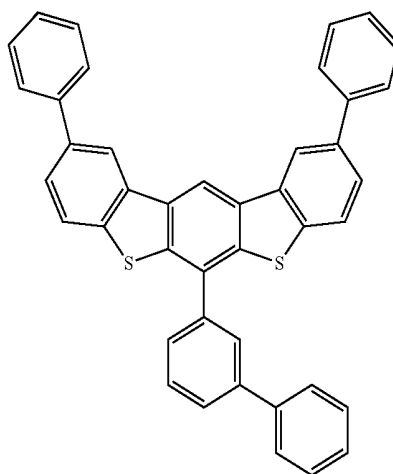


125

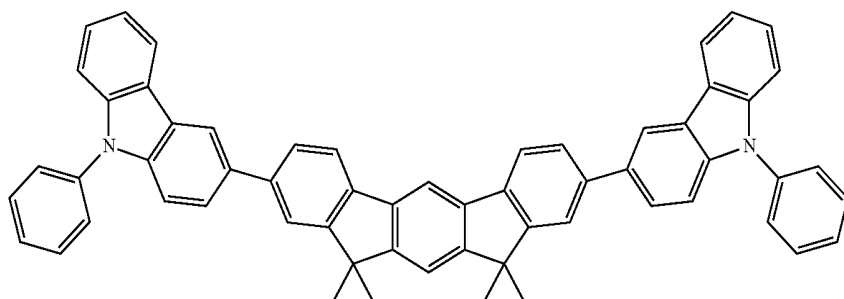


-continued
No. 270

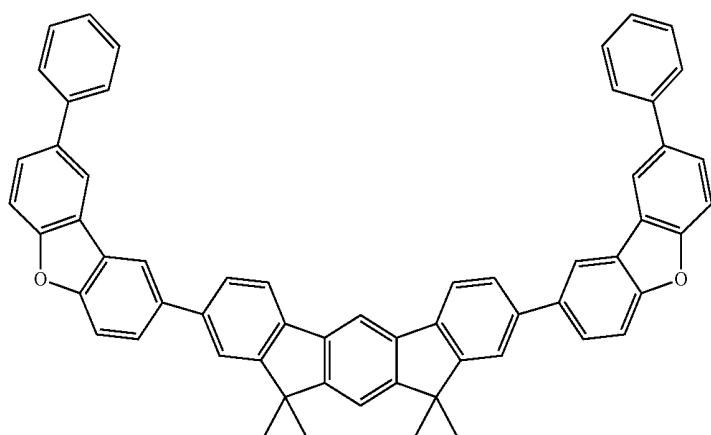
126



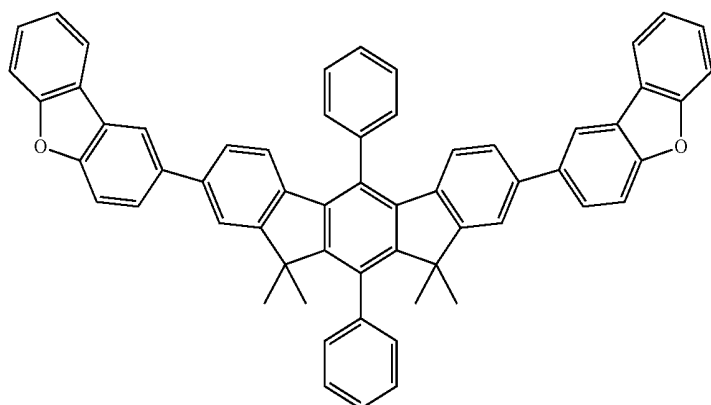
No. 271



No. 272



No. 273



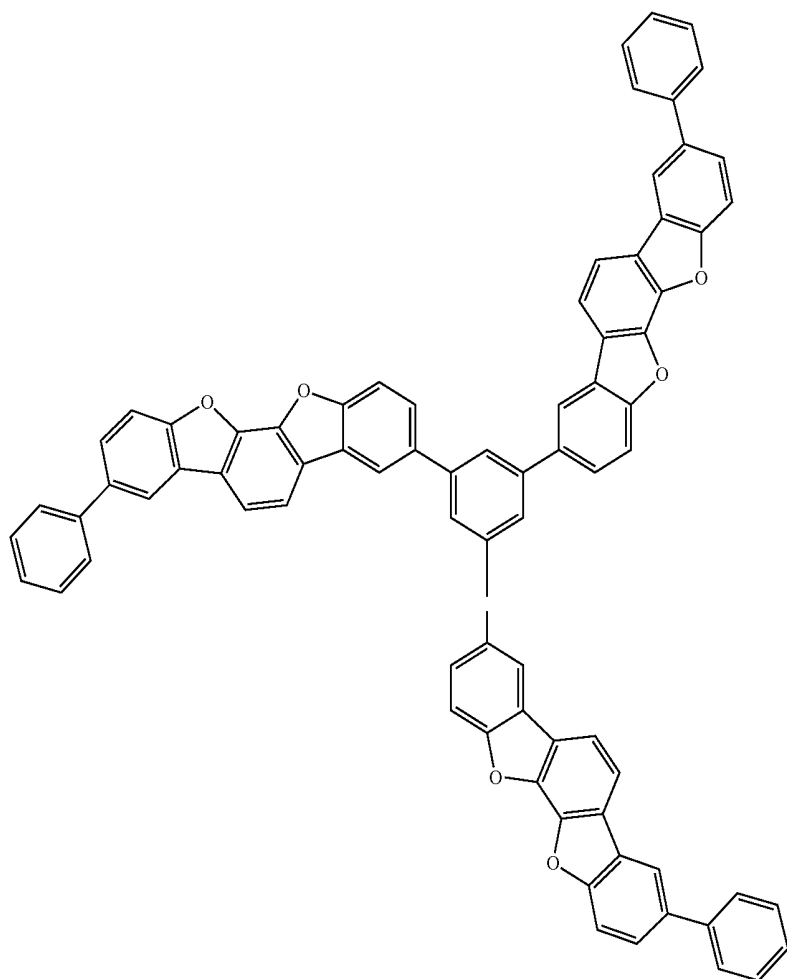
No. 274

127

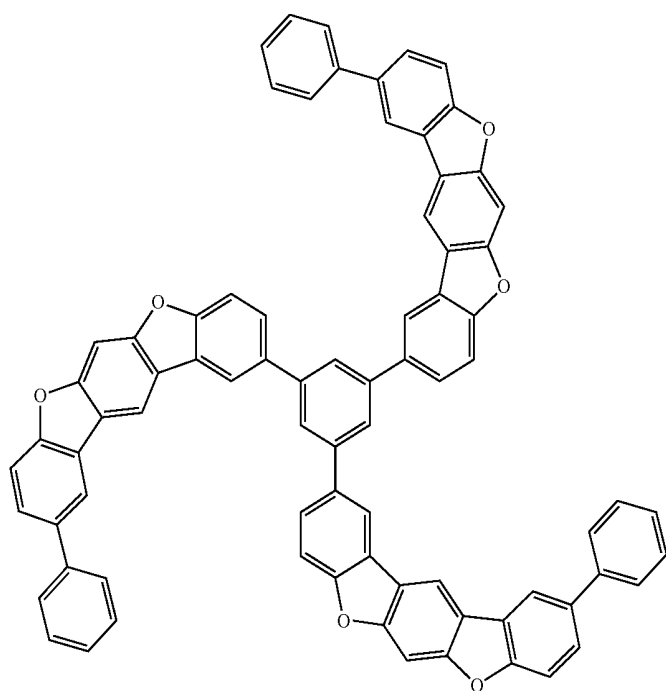
128

-continued

No. 275



No. 276

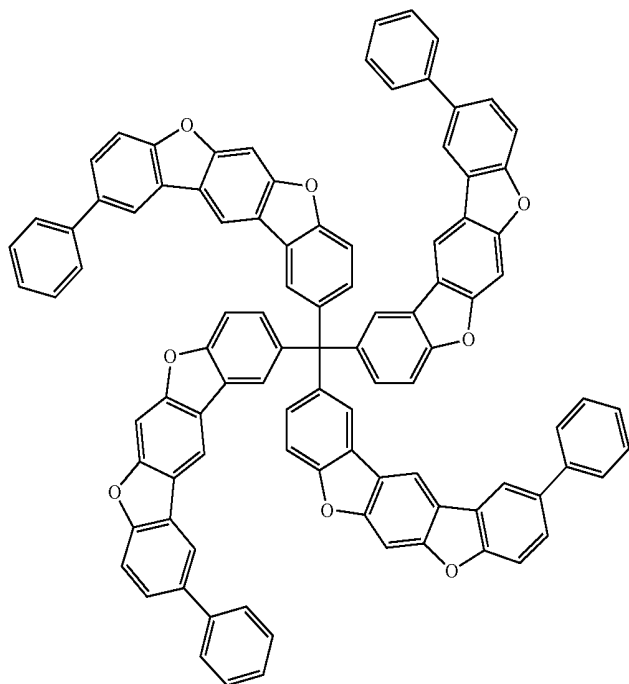


129

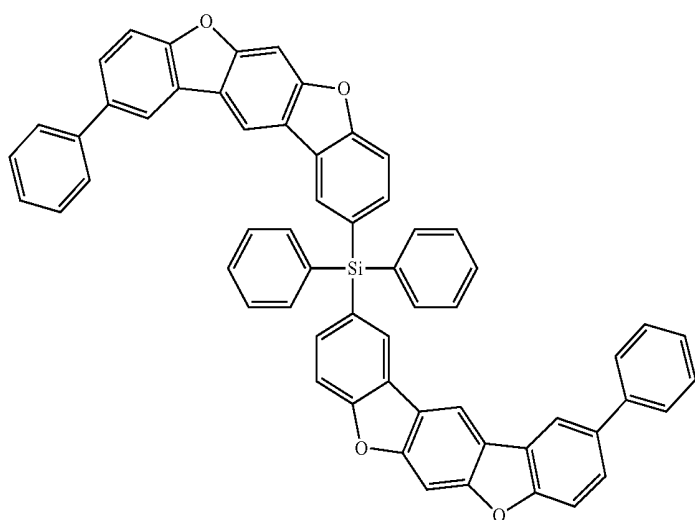
130

-continued

No. 277



No. 278

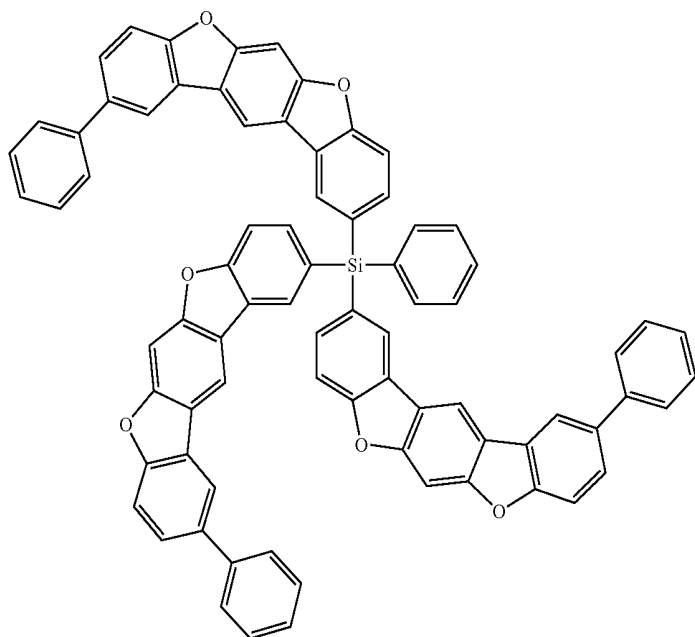


131

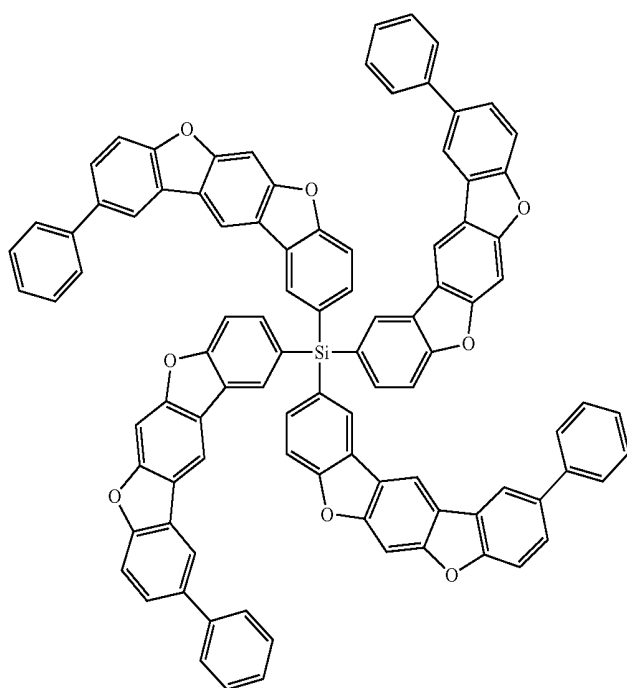
132

-continued

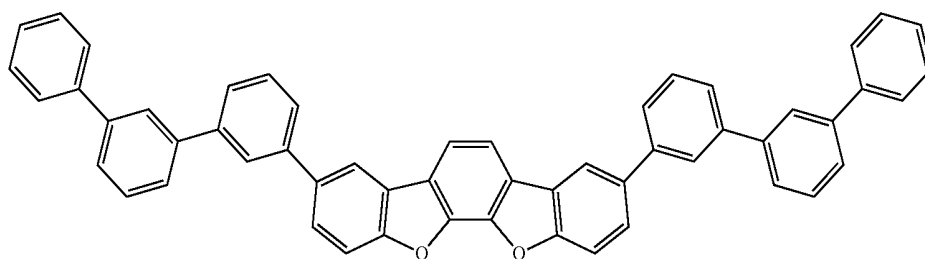
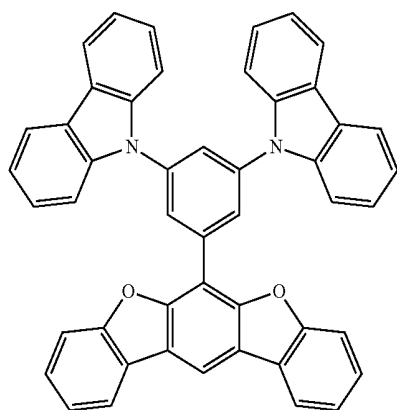
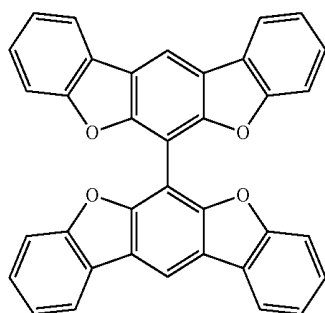
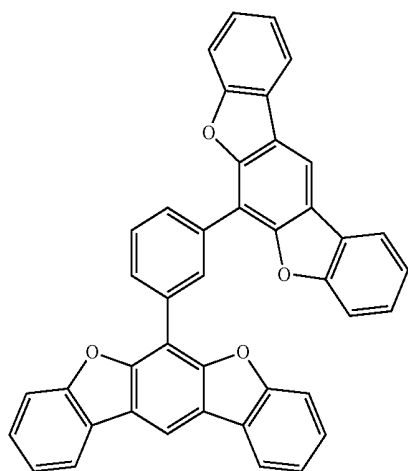
No. 279



No. 280



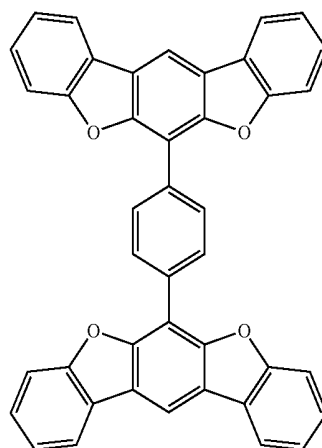
133



134

-continued

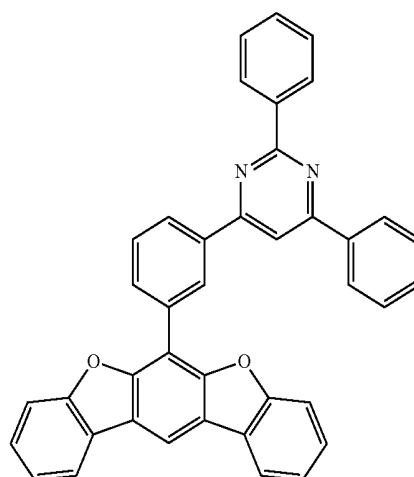
No. 281



No. 282

No. 283

No. 284



No. 285

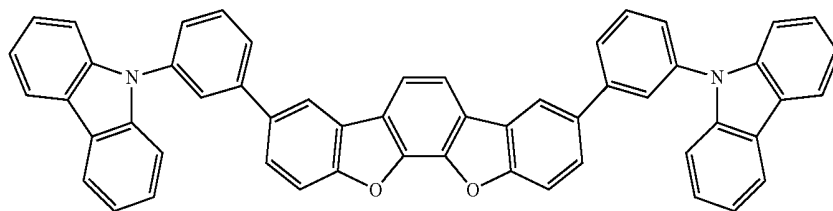
No. 286

135

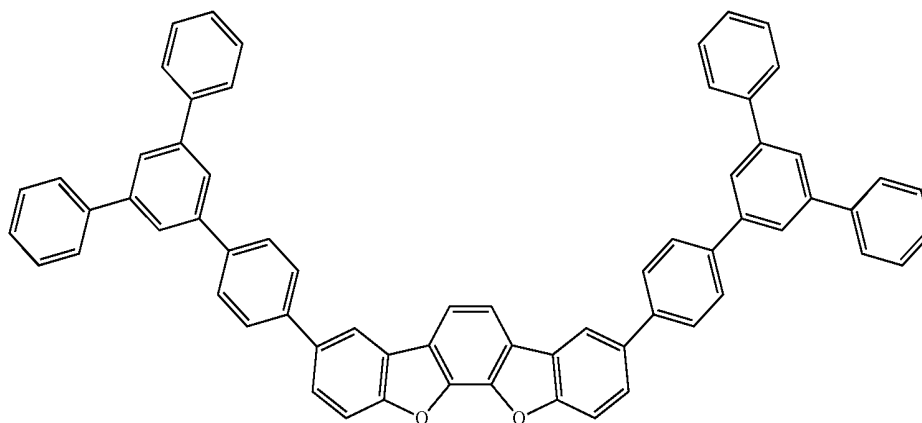
136

-continued

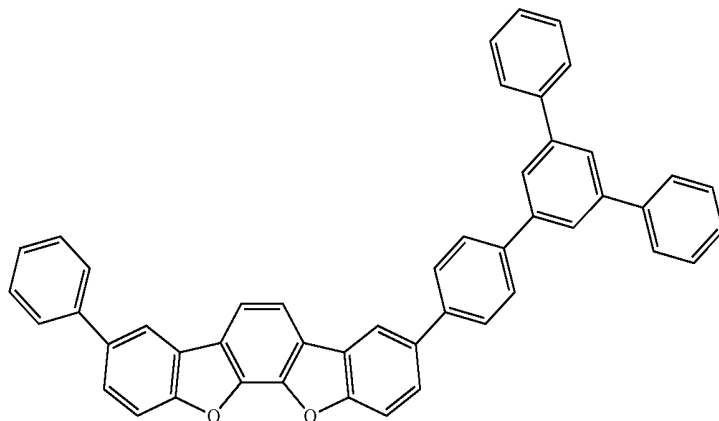
No. 287



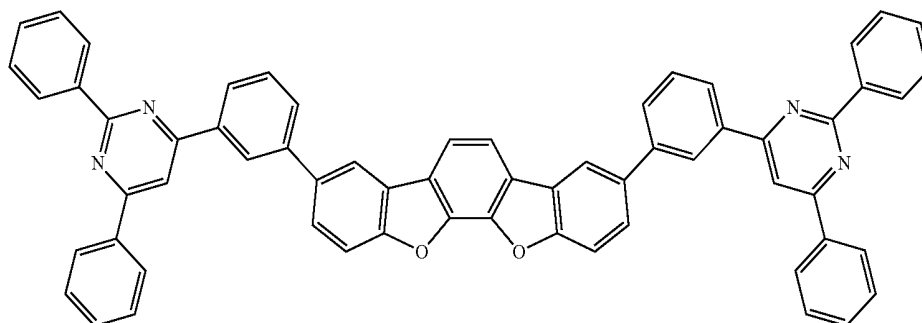
No. 288



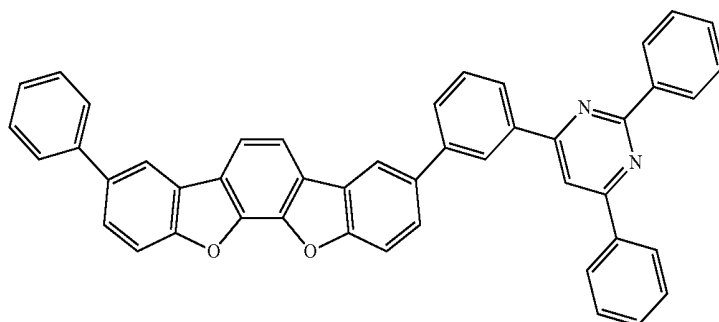
No. 289



No. 290



No. 291

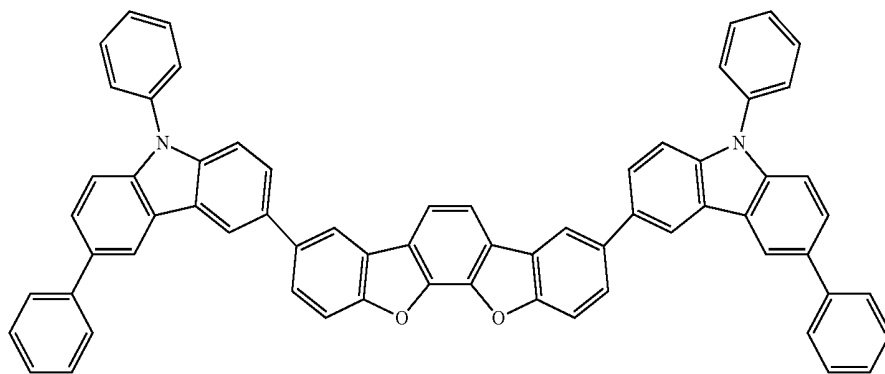


137

138

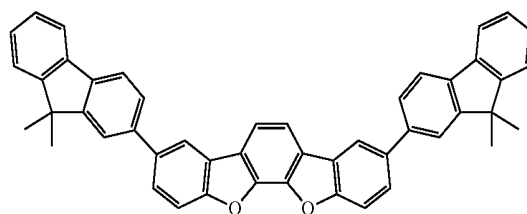
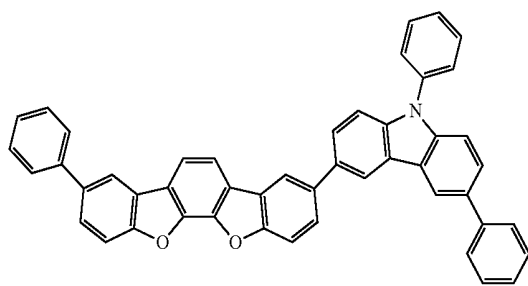
-continued

No. 292

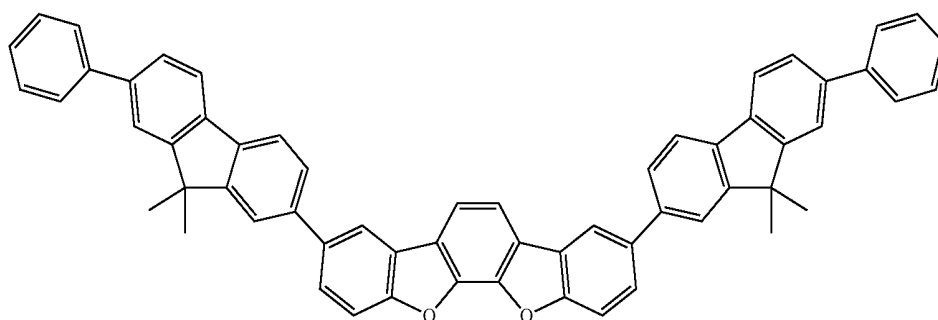


No. 293

No. 294

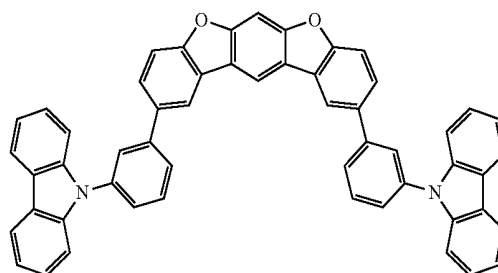
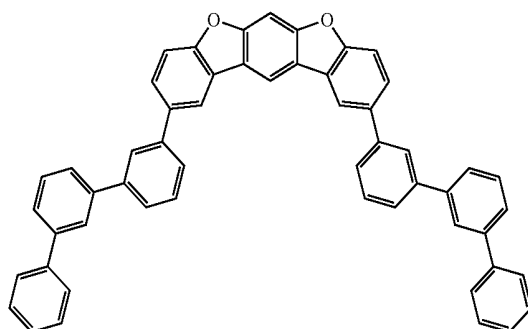


No. 295



No. 296

No. 297



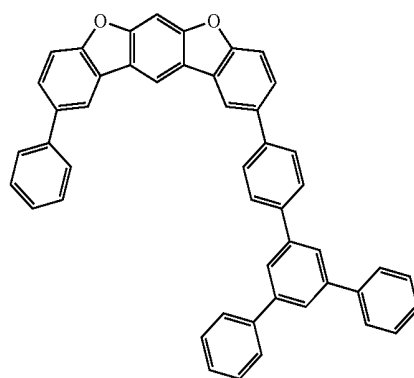
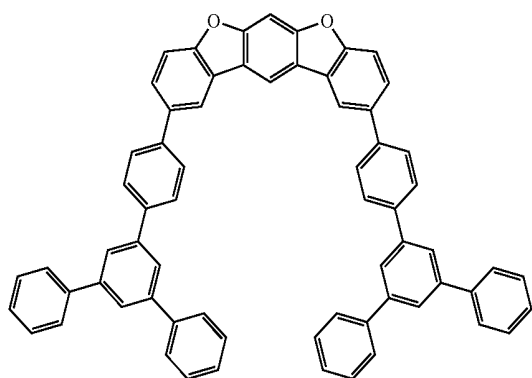
139

140

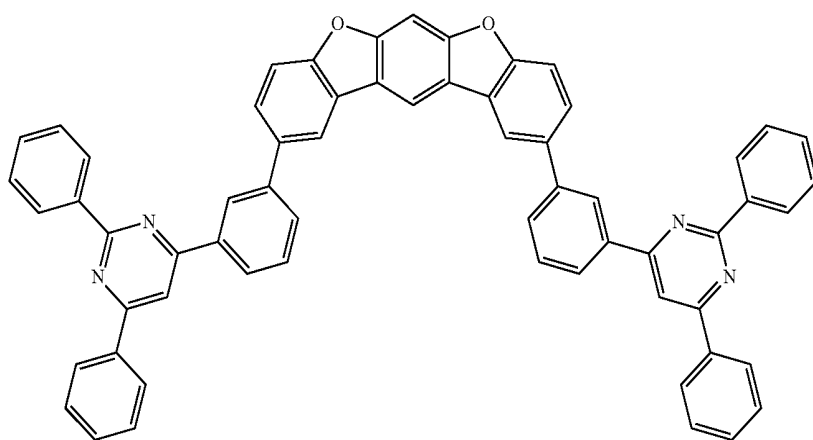
-continued

No. 298

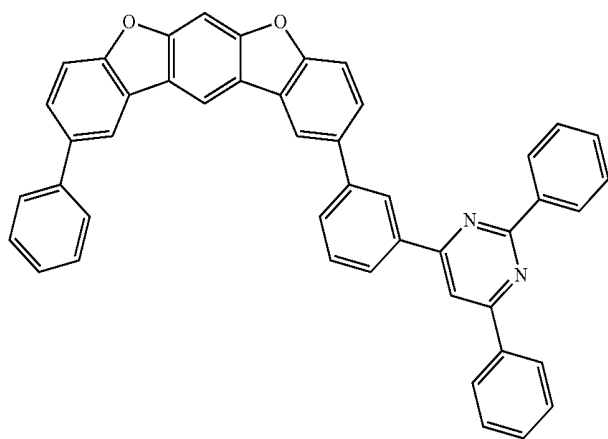
No. 299



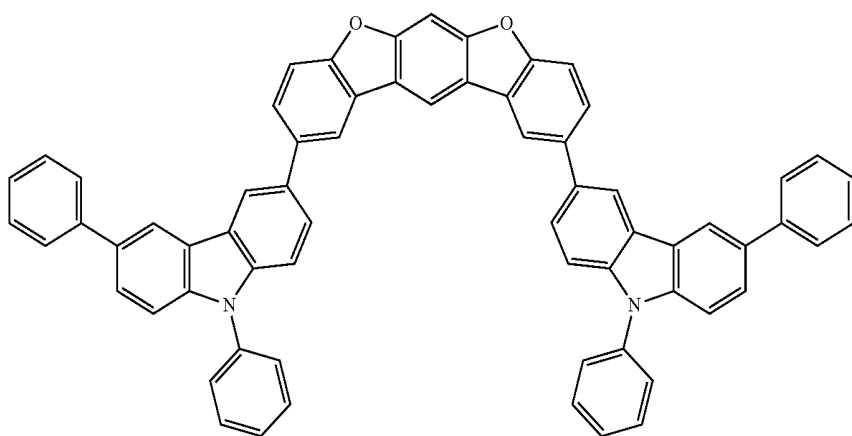
No. 300



No. 301



No. 302

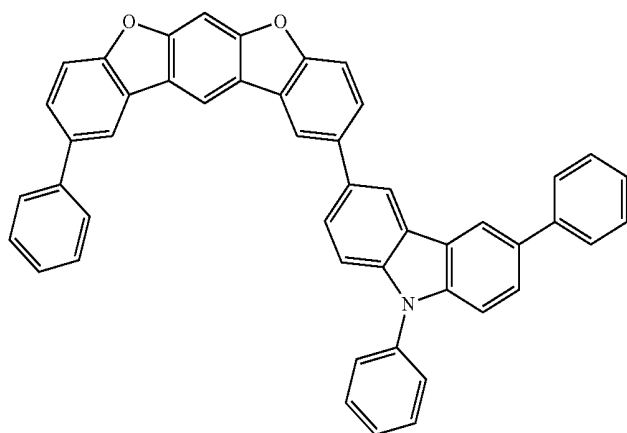


141

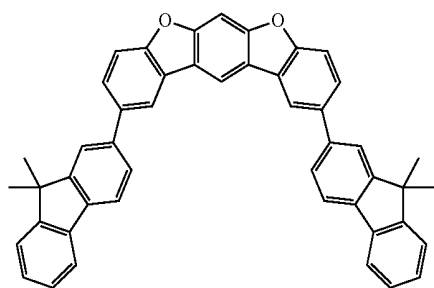
142

-continued

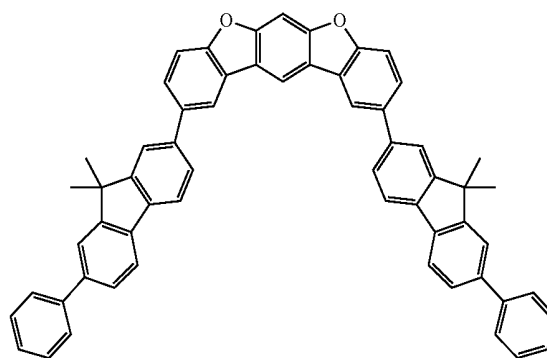
No. 303



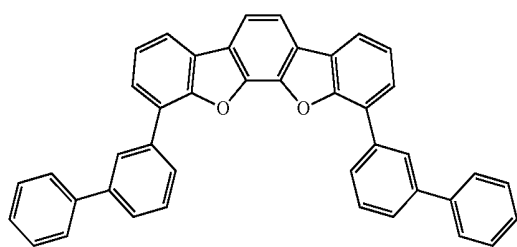
No. 304



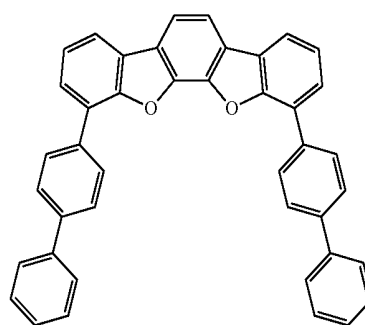
No. 305



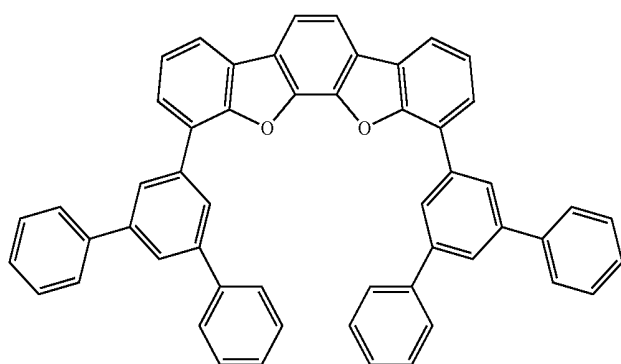
No. 306



No. 307



No. 308

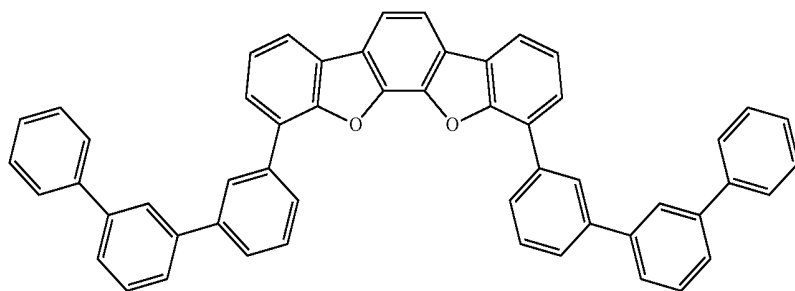


143

144

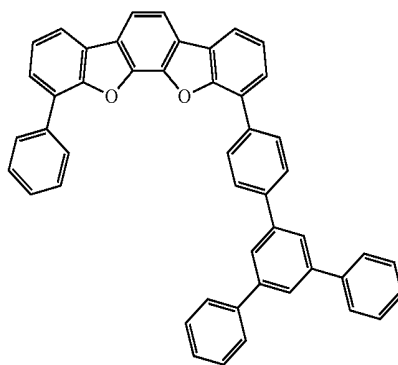
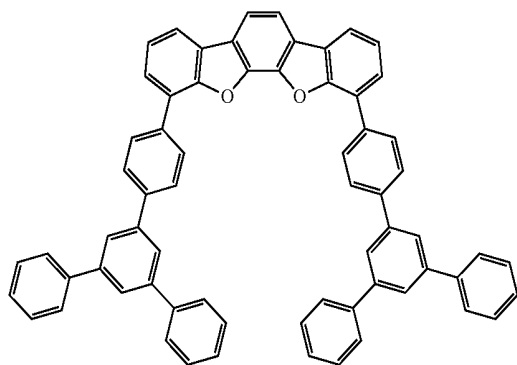
-continued

No. 309



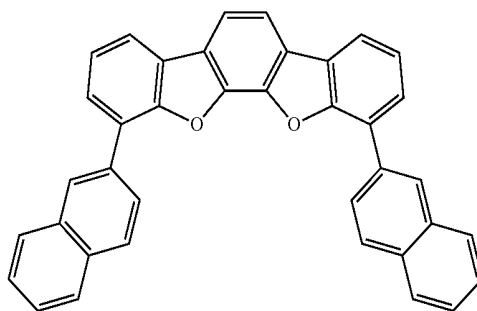
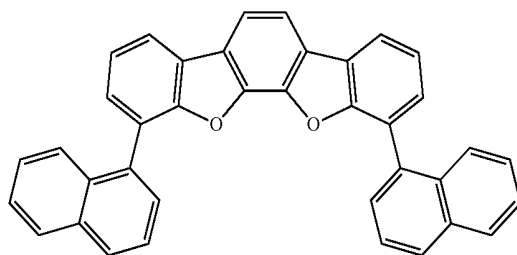
No. 310

No. 311



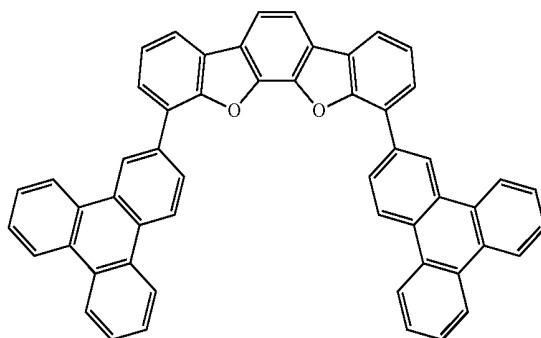
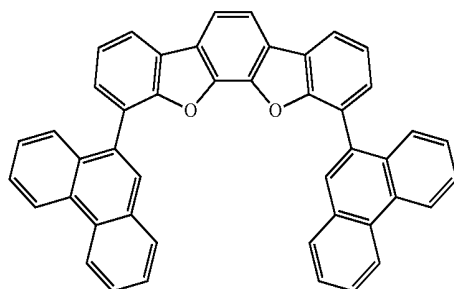
No. 312

No. 313



No. 314

No. 315

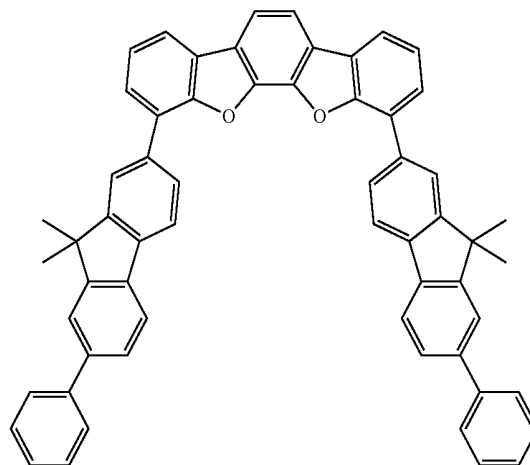
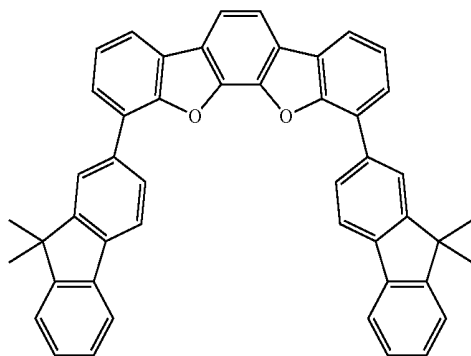


145

146

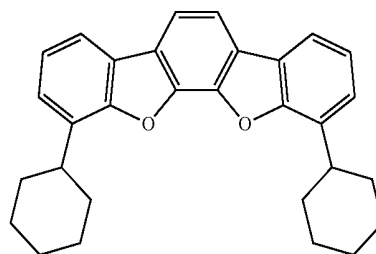
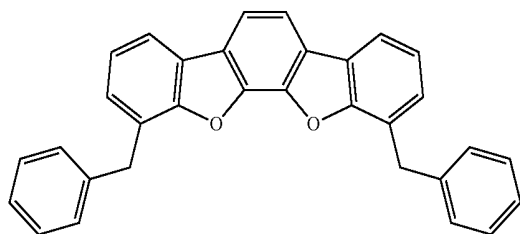
-continued
No. 316

No. 317

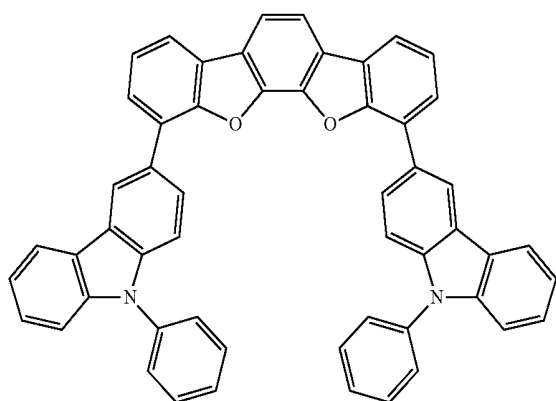


No. 318

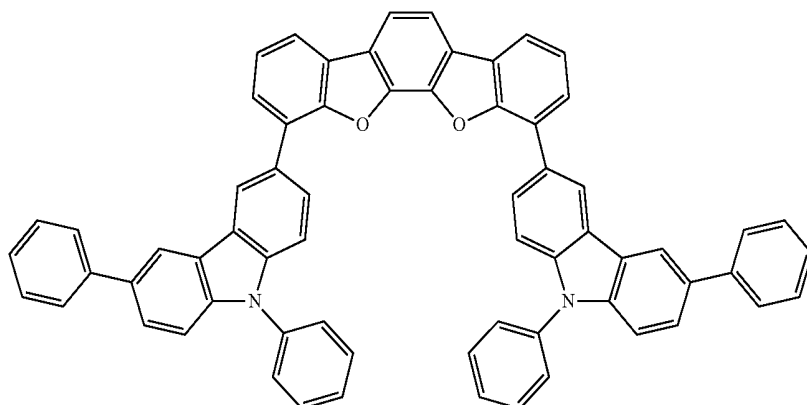
No. 319



No. 320



No. 321

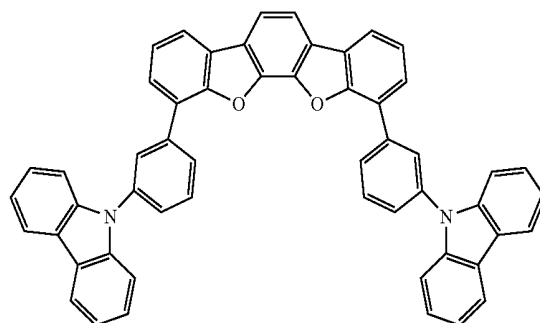
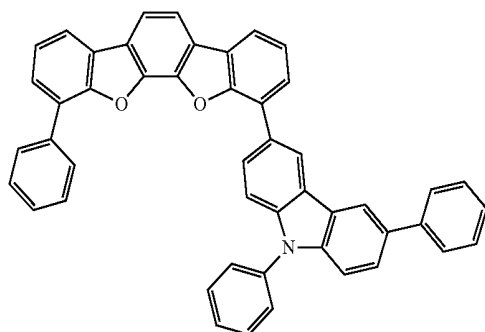


147

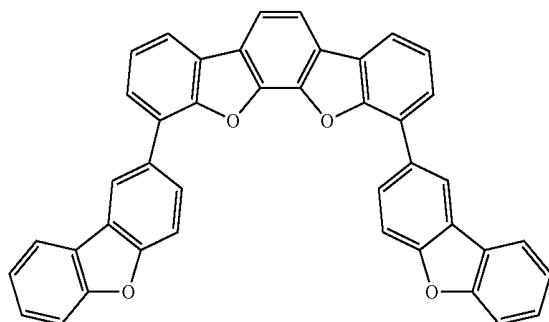
148

-continued
No. 322

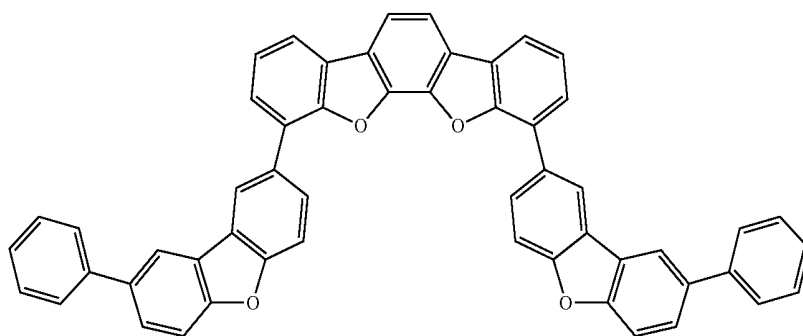
No. 323



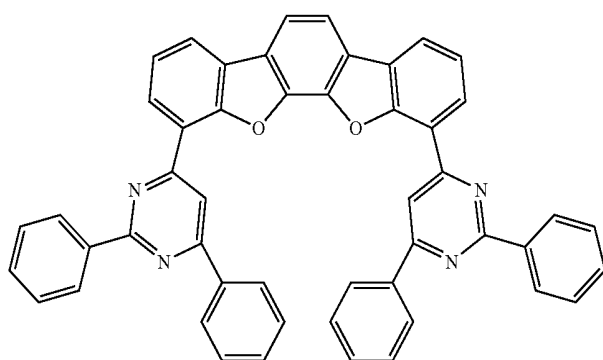
No. 324



No. 325



No. 326

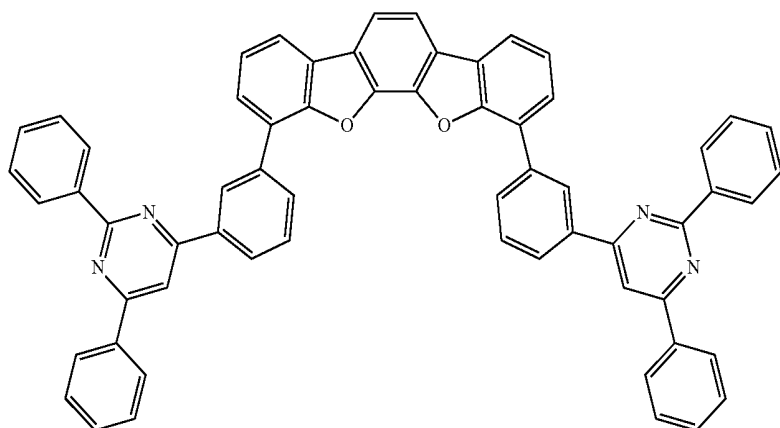


149

150

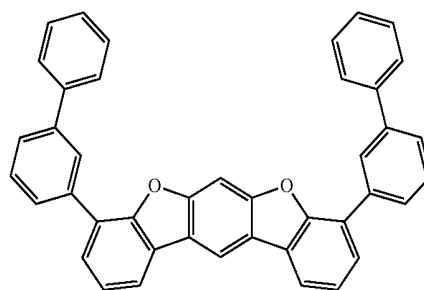
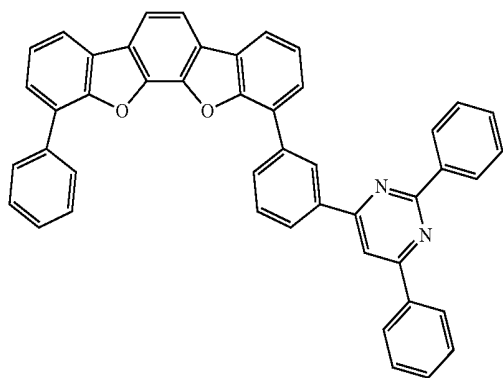
-continued

No. 327



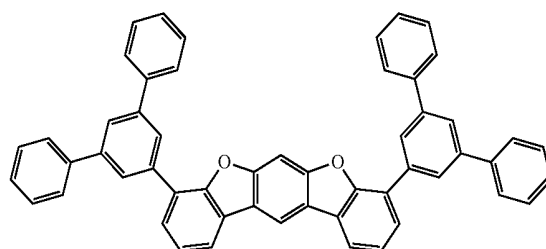
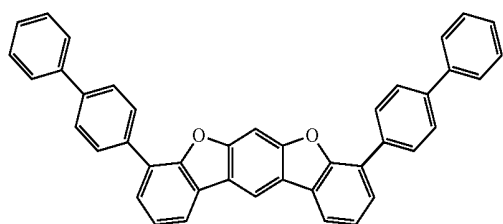
No. 328

No. 329

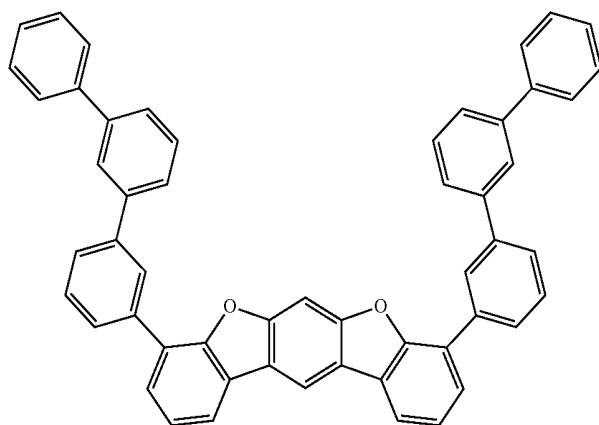


No. 330

No. 331



No. 332

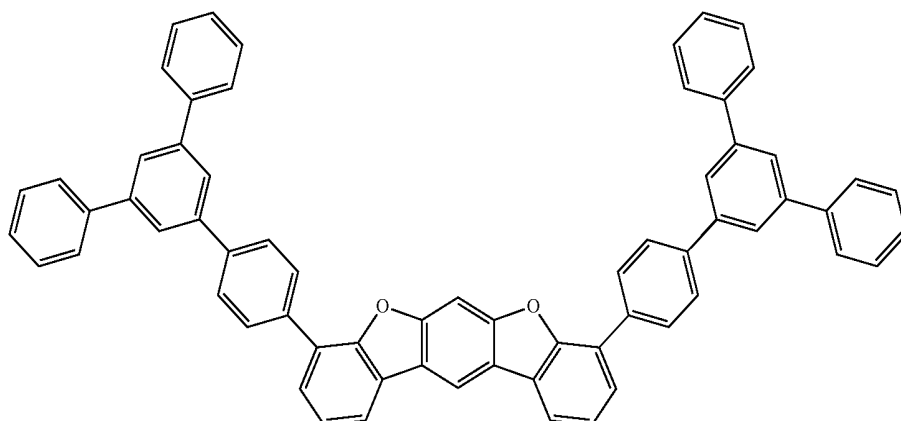


151

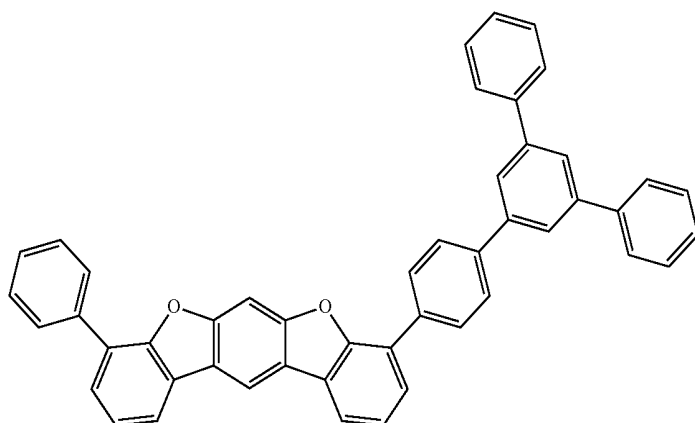
152

-continued

No. 333

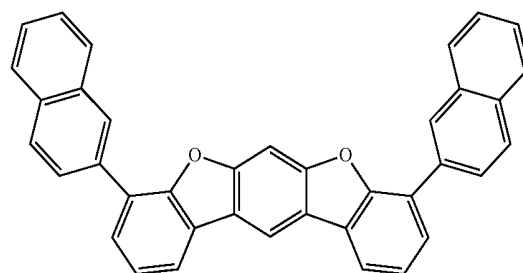
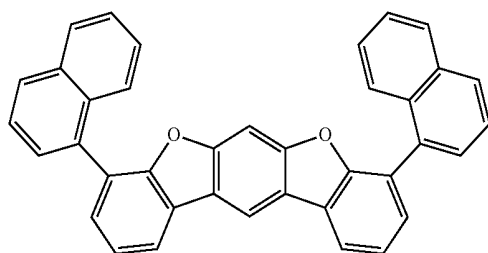


No. 334



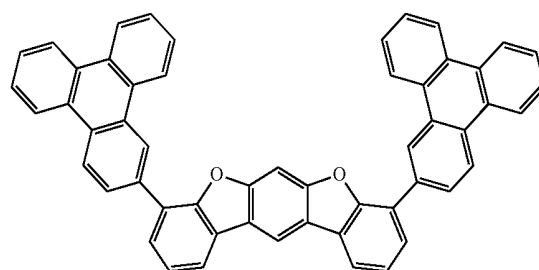
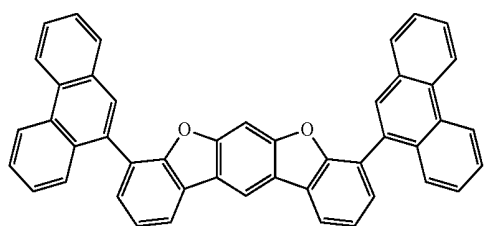
No. 335

No. 336



No. 337

No. 338

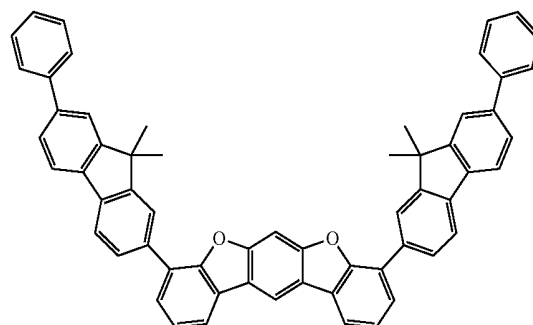
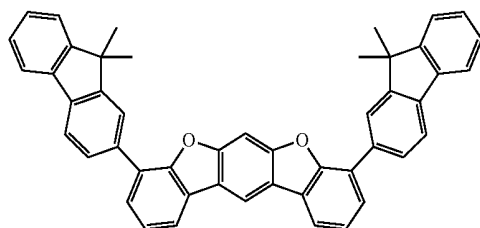


153

154

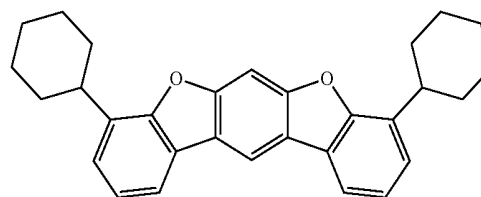
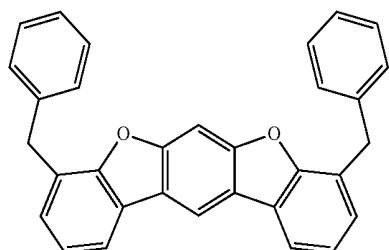
-continued
No. 339

No. 340

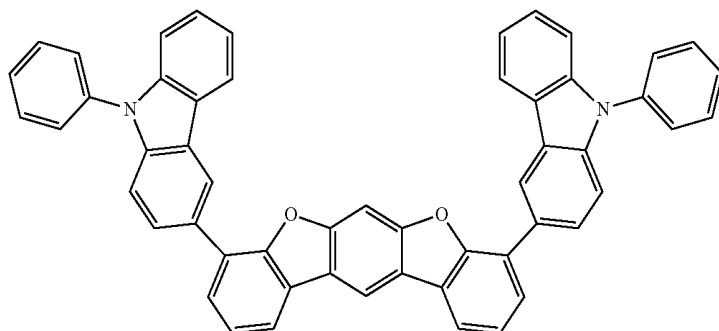


No. 341

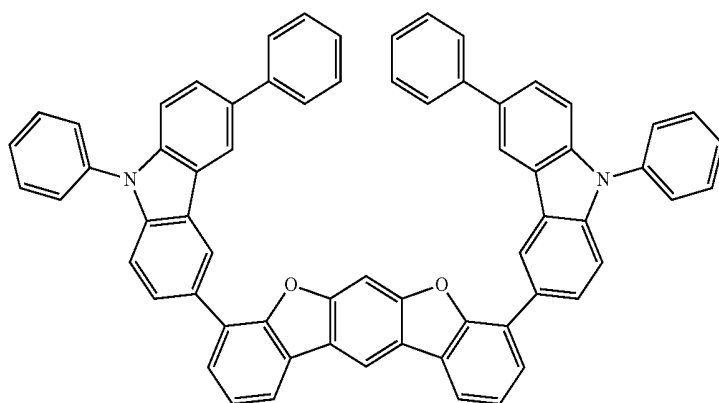
No. 342



No. 343

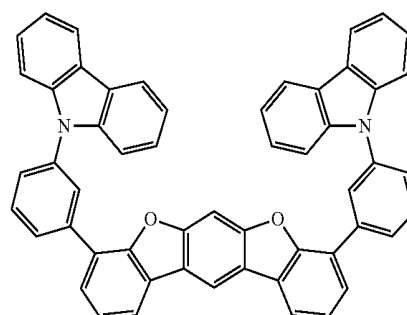
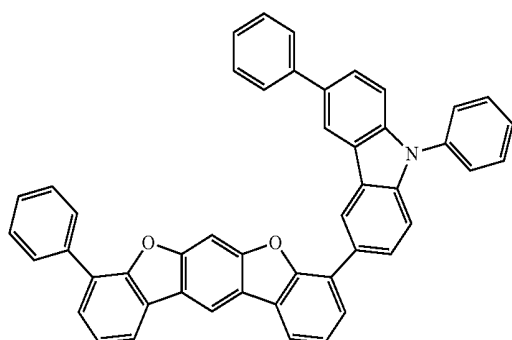


No. 344



No. 345

No. 346

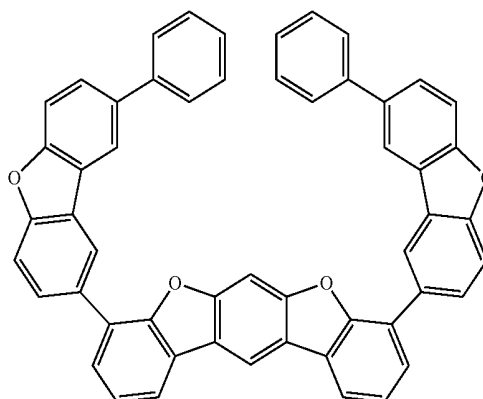
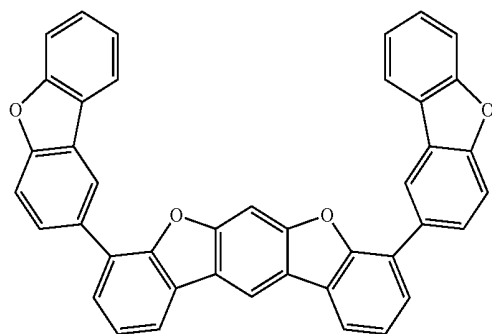


155

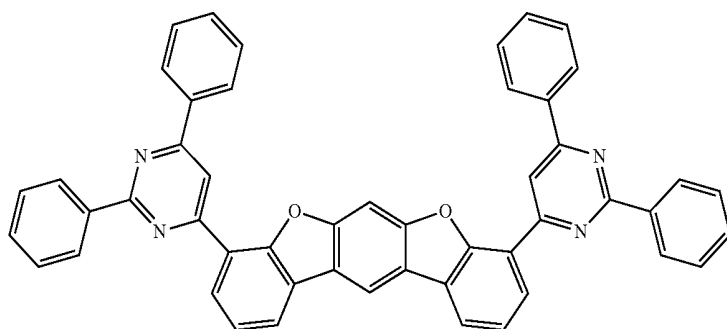
156

-continued
No. 347

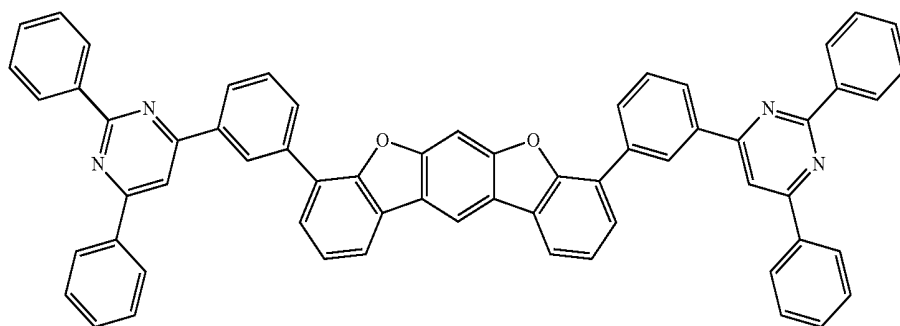
No. 348



No. 349

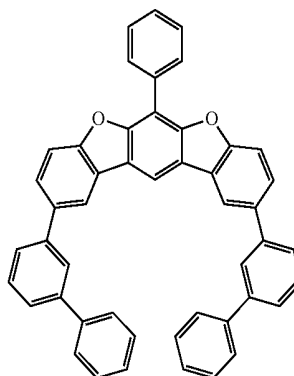
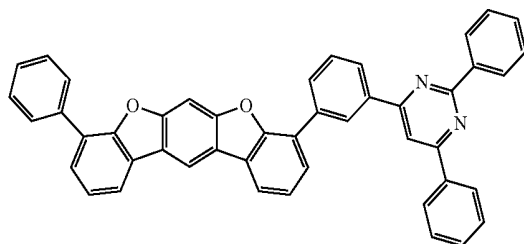


No. 350



No. 351

No. 352



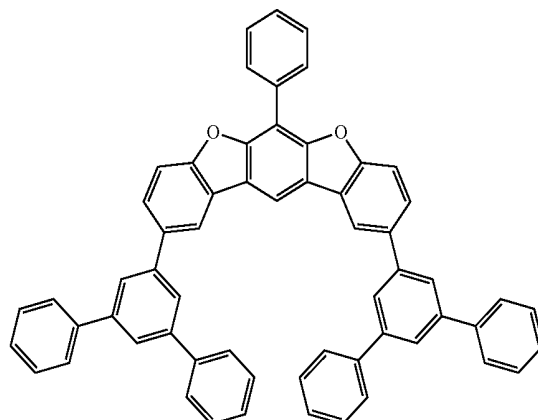
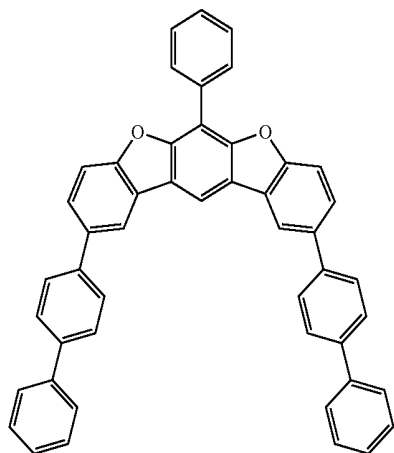
157

158

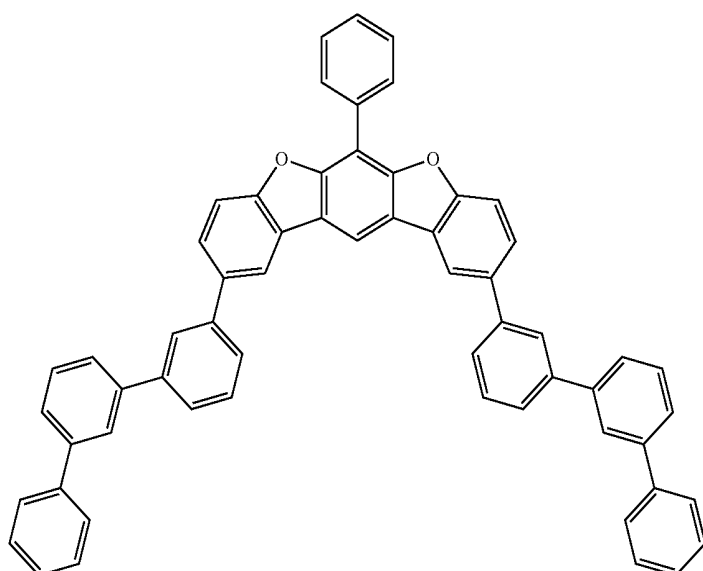
-continued

No. 353

No. 354

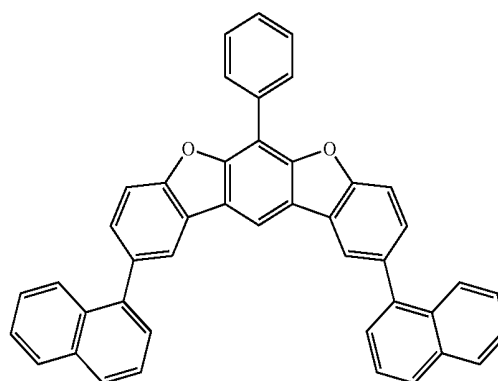
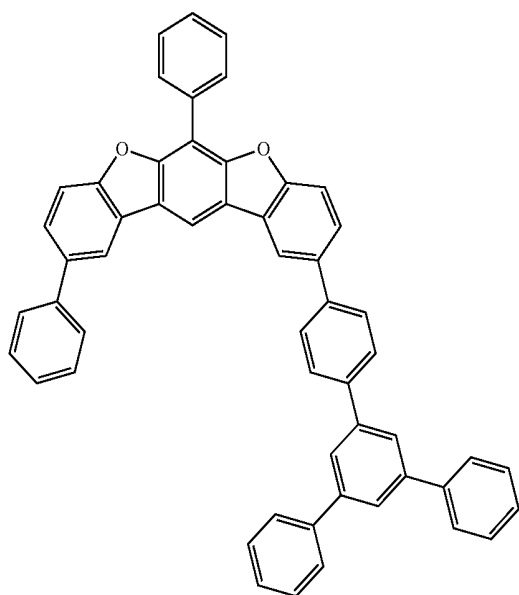


No. 355



No. 356

No. 357



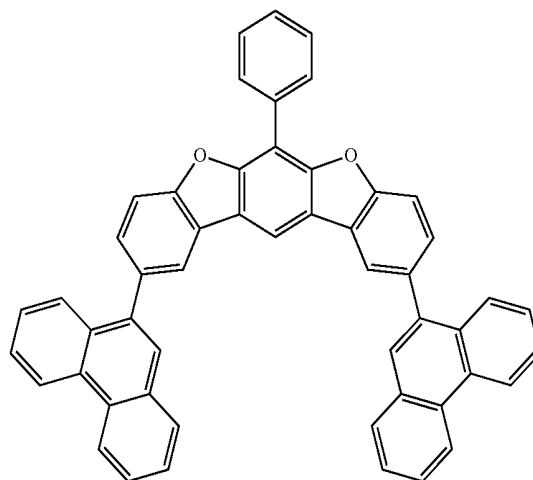
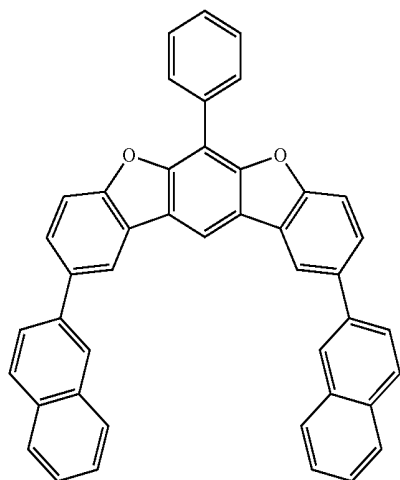
159

160

-continued

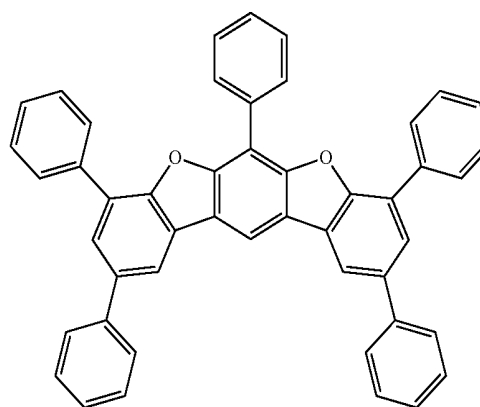
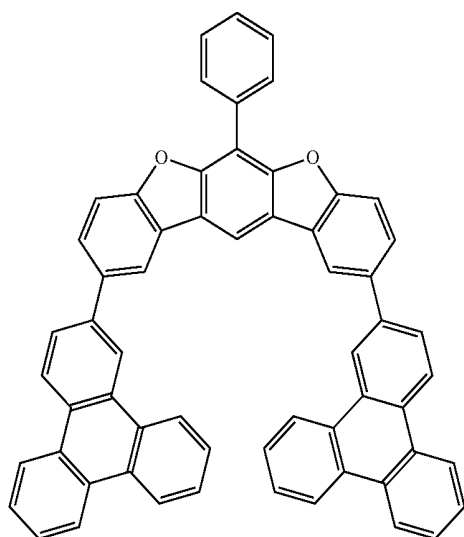
No. 358

No. 359



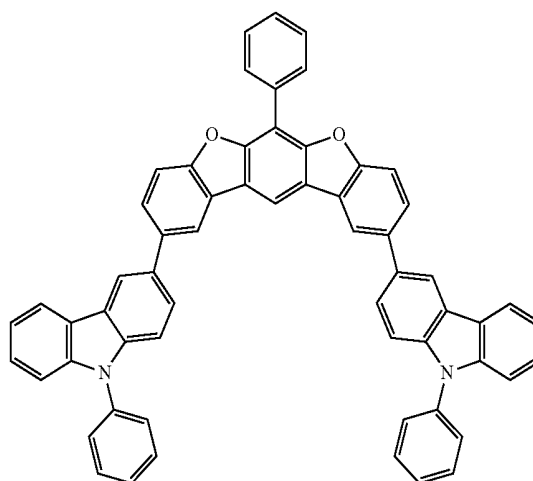
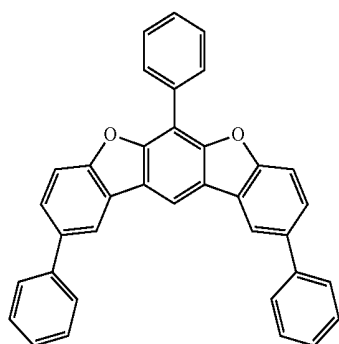
No. 360

No. 361



No. 362

No. 363

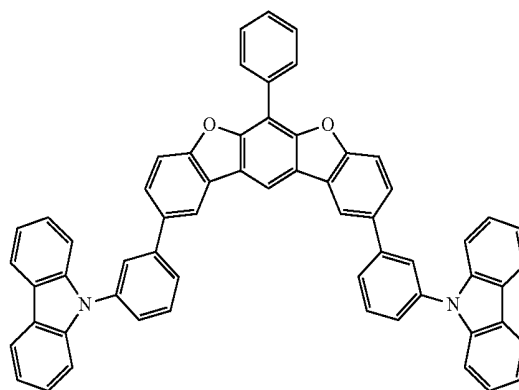
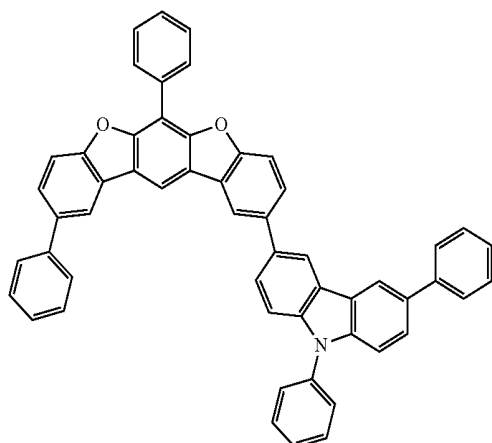


161

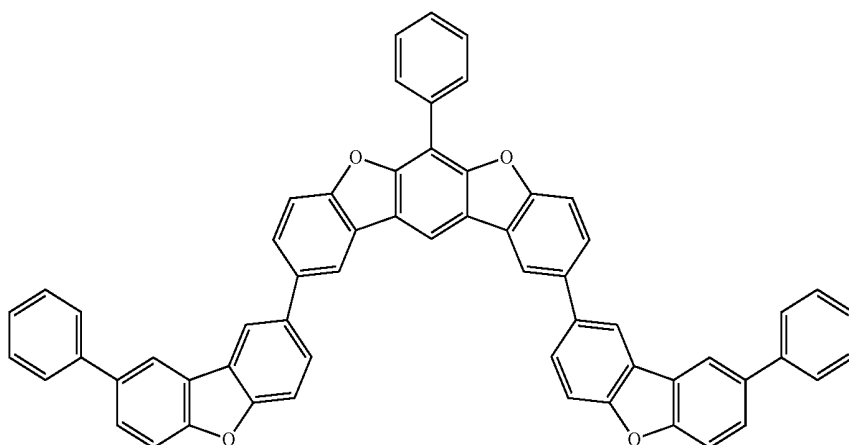
162

-continued
No. 364

No. 365

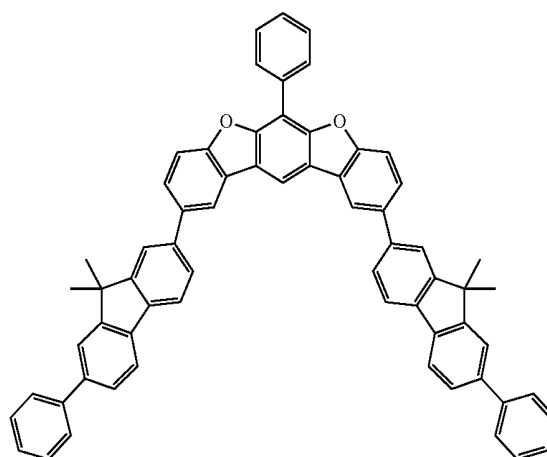
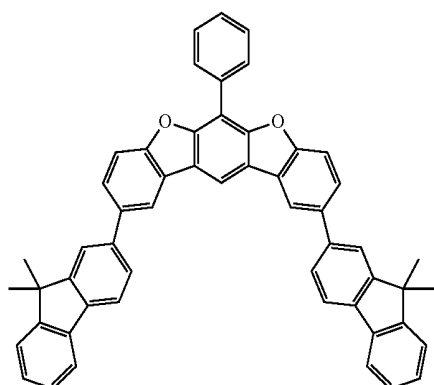


No. 366



No. 367

No. 368



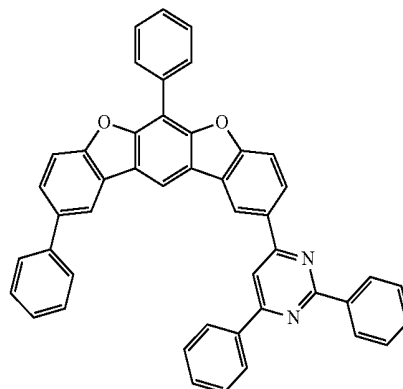
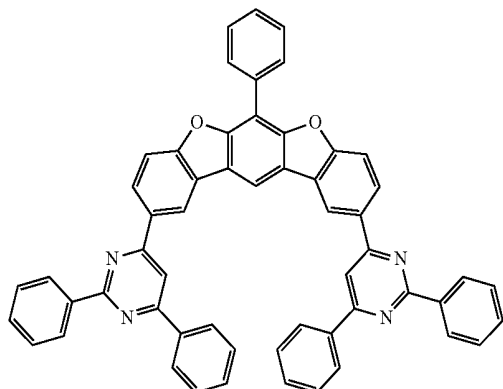
163

164

-continued

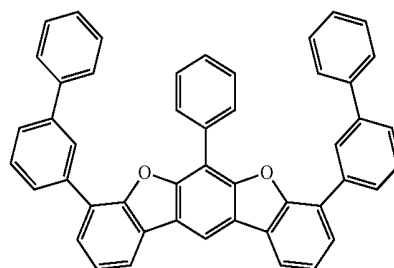
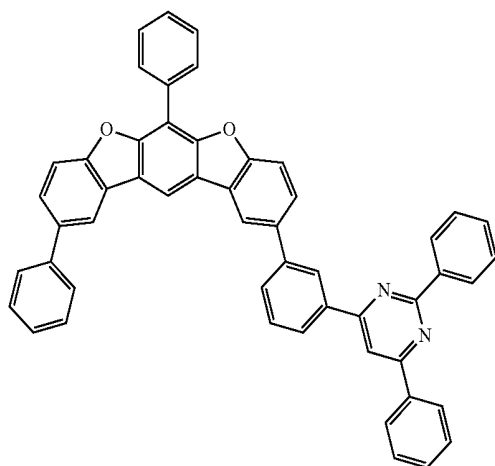
No. 369

No. 370



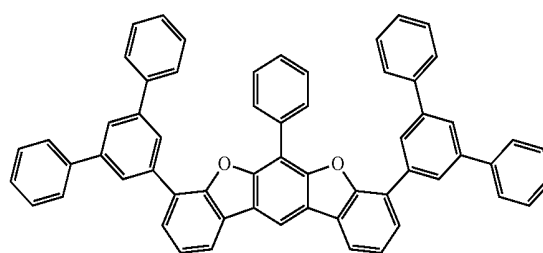
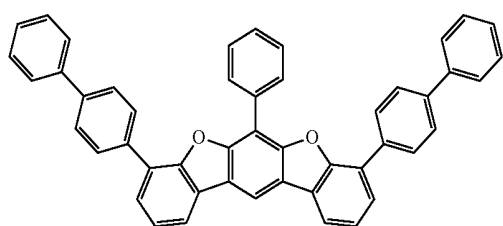
No. 371

No. 372



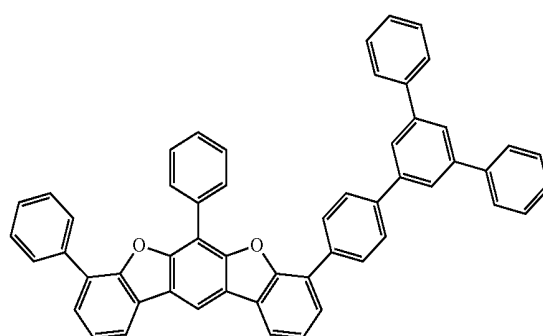
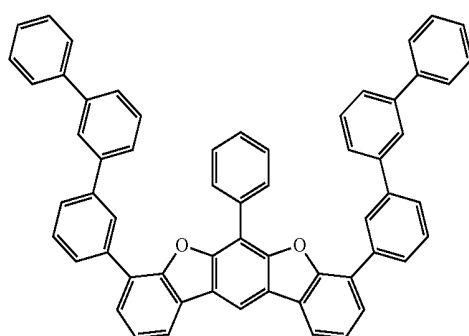
No. 373

No. 374



No. 375

No. 376



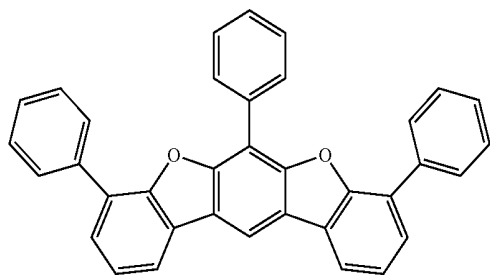
165

166

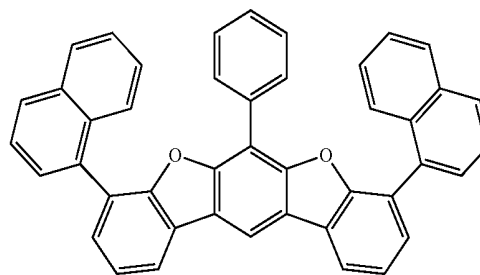
-continued

No. 377

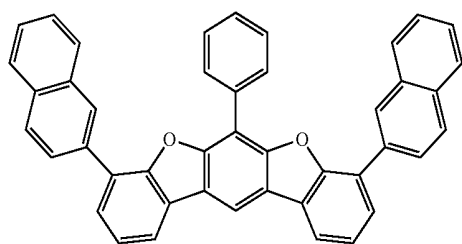
No. 378



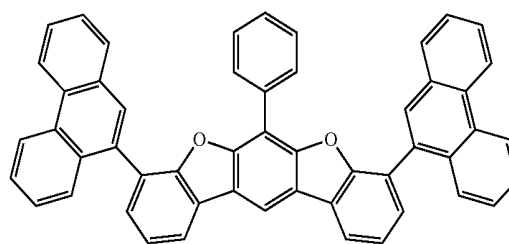
No. 379



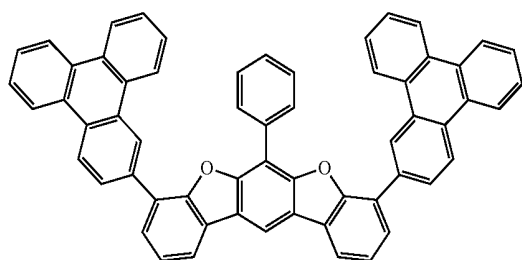
No. 380



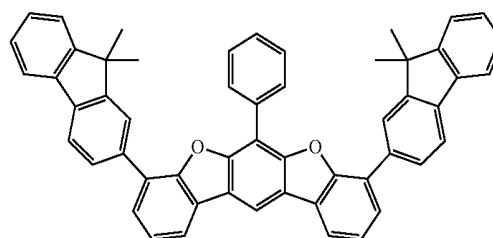
No. 381



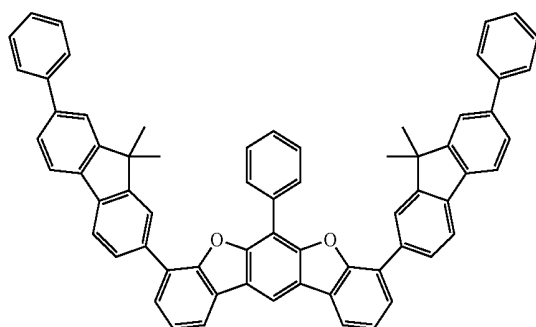
No. 382



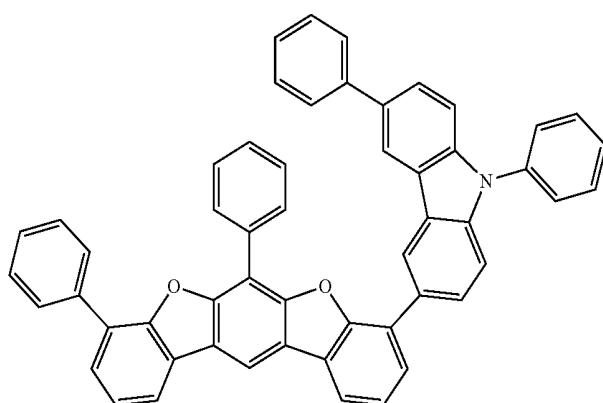
No. 383



No. 384



No. 385

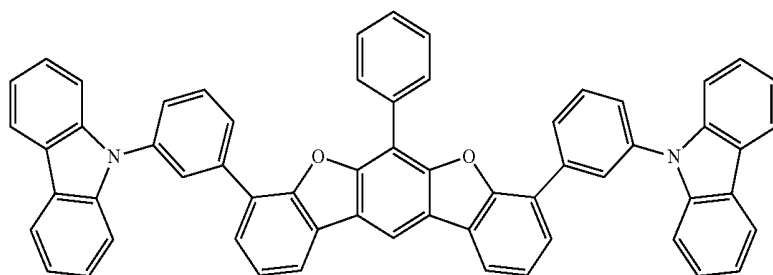


167

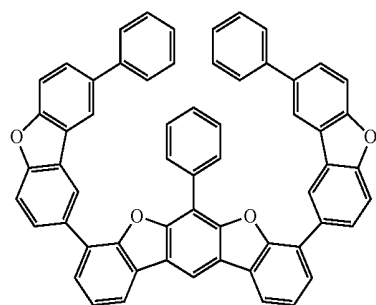
168

-continued

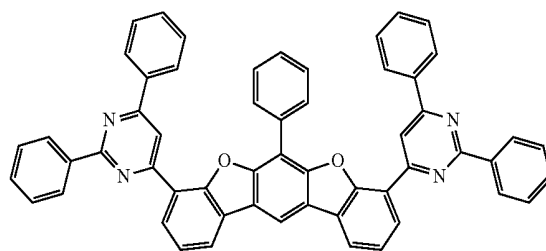
No. 386



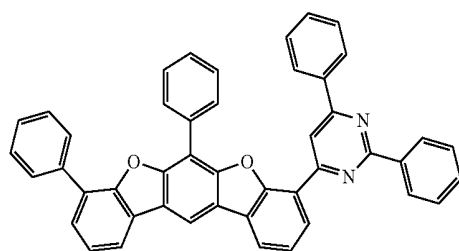
No. 387



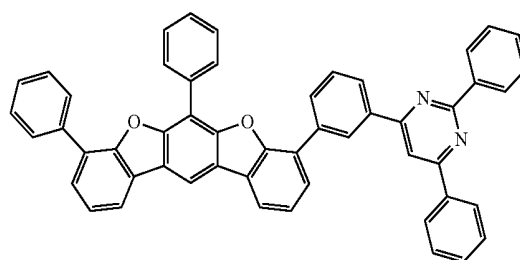
No. 388



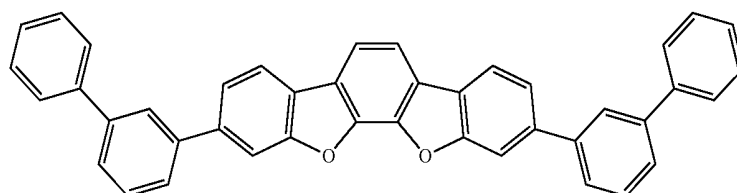
No. 389



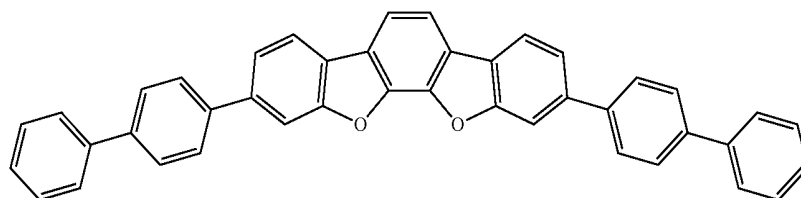
No. 390



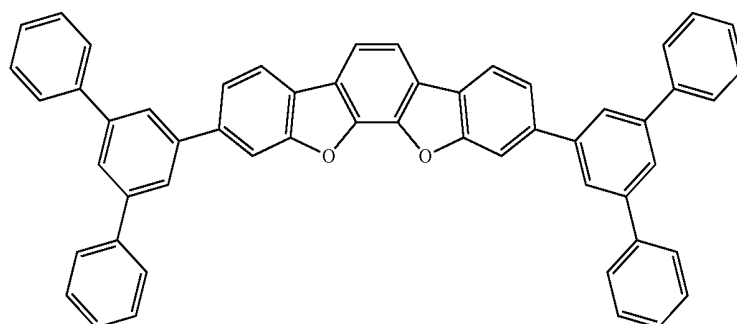
No. 391



No. 392



No. 393



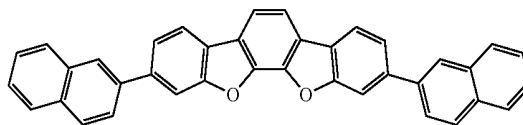
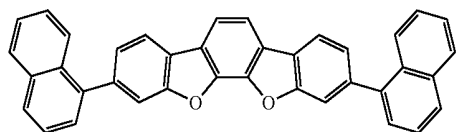
169

170

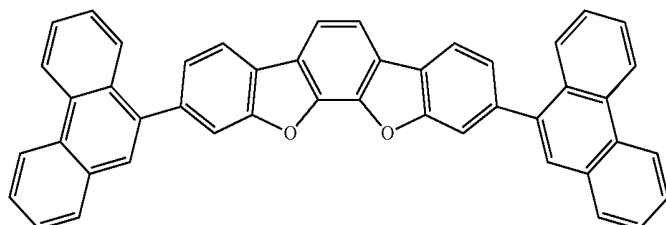
-continued

No. 394

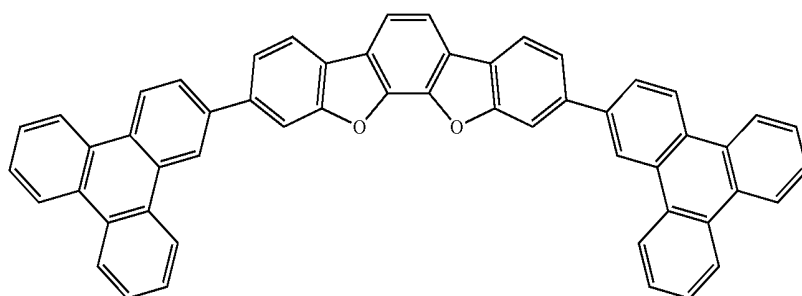
No. 395



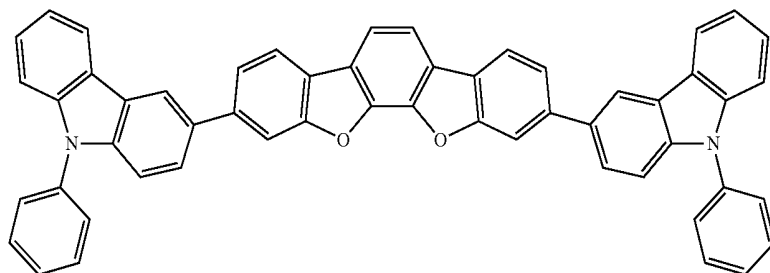
No. 396



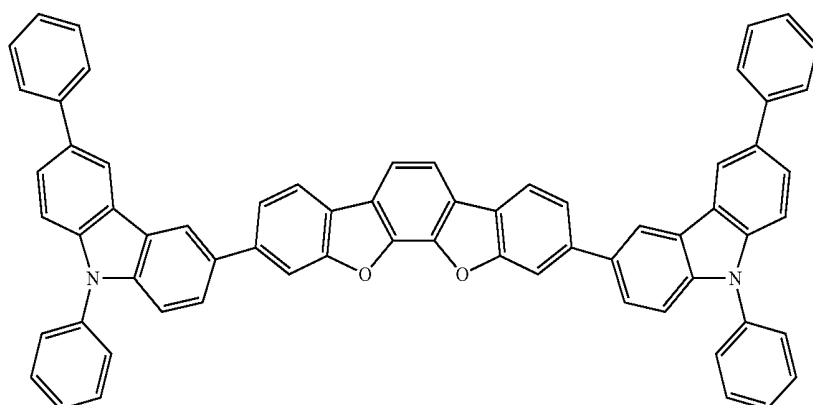
No. 397



No. 398



No. 399

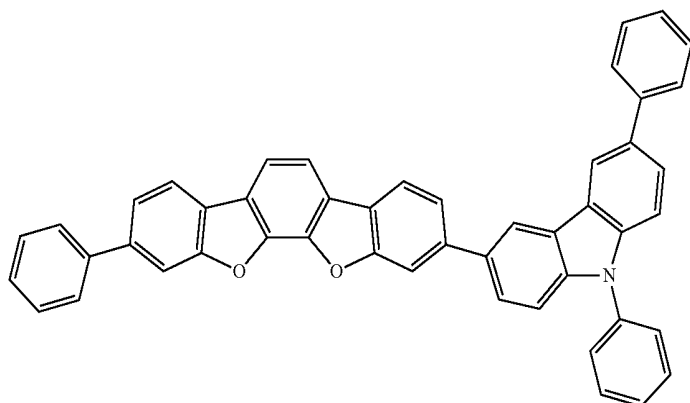


171

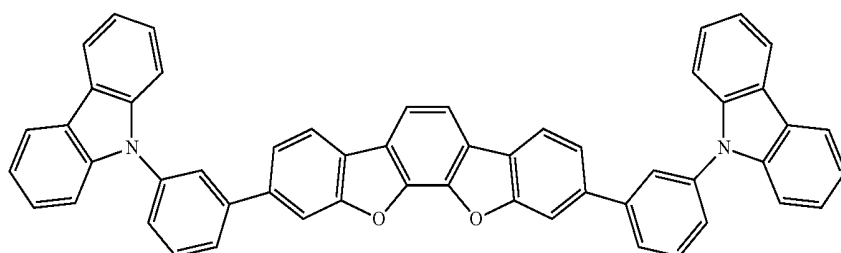
172

-continued

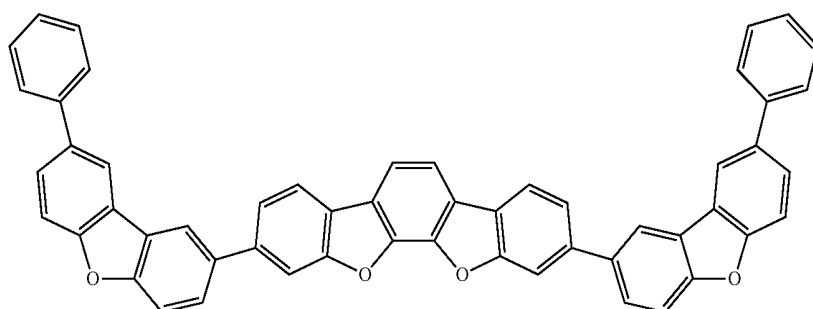
No. 400



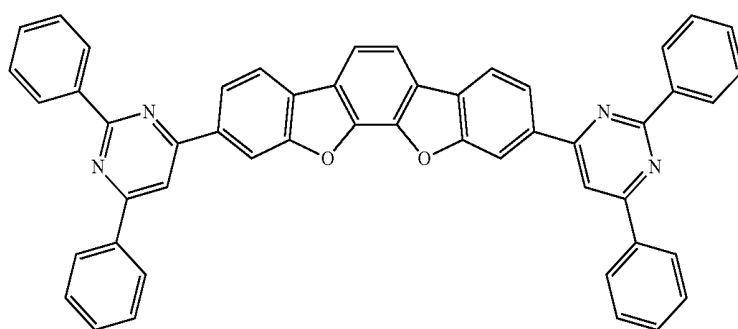
No. 401



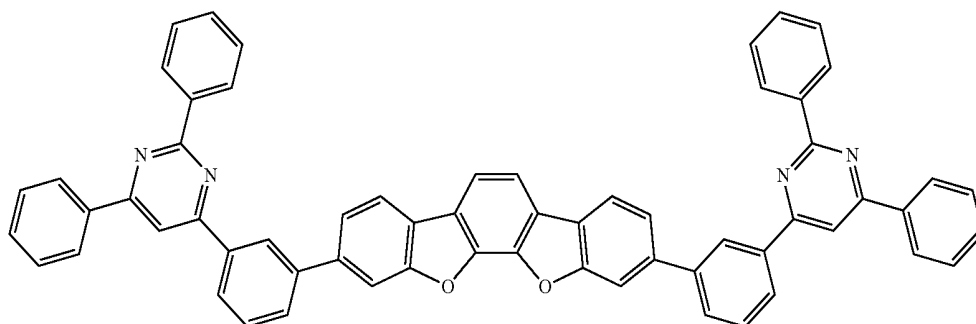
No. 402



No. 403



No. 404

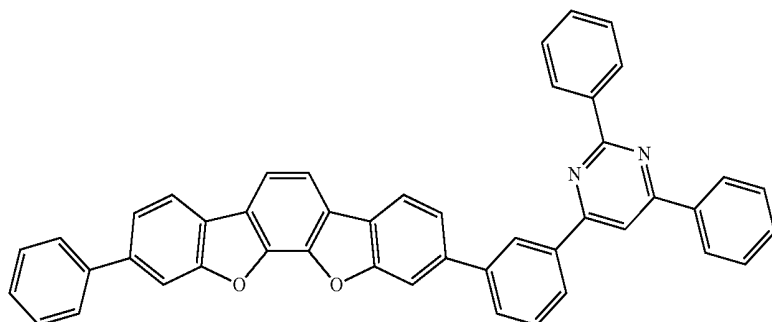


173

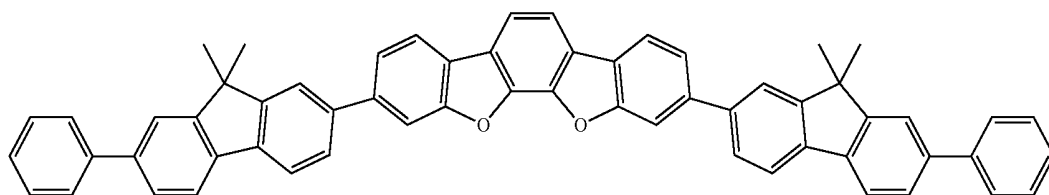
174

-continued

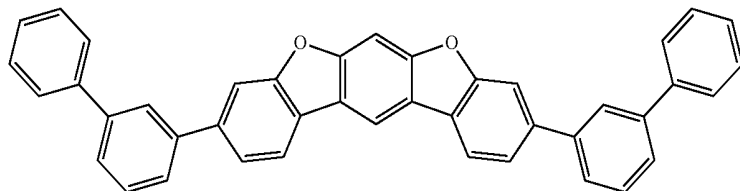
No. 405



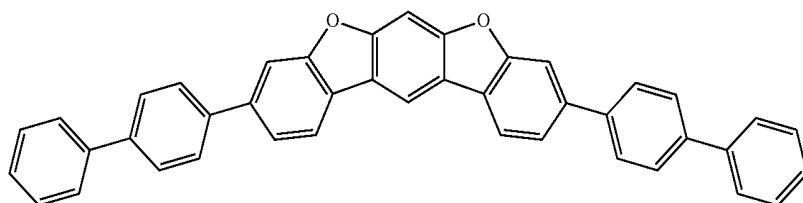
No. 406



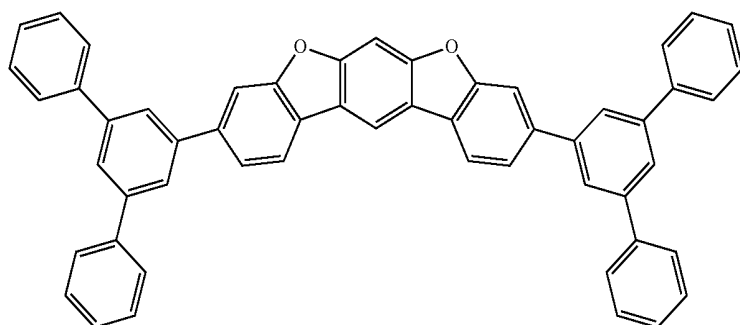
No. 407



No. 408

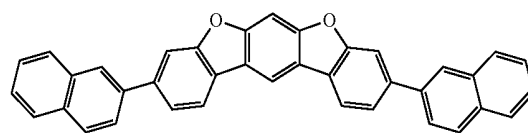
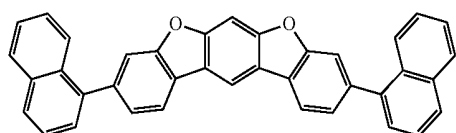


No. 409

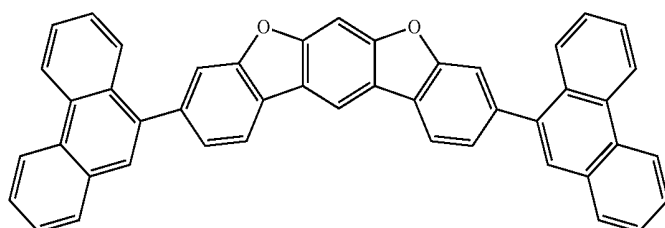


No. 410

No. 411



No. 412

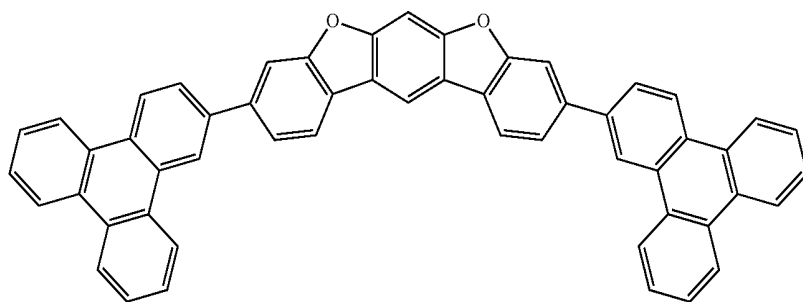


175

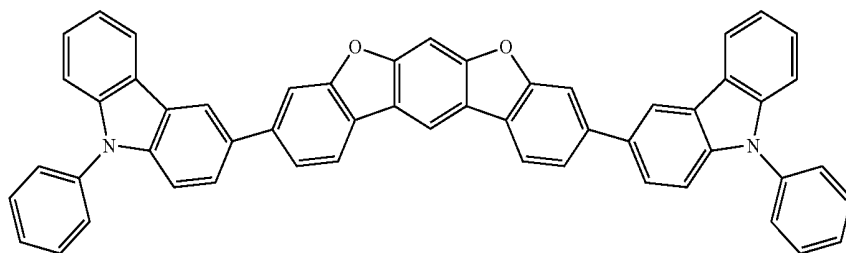
176

-continued

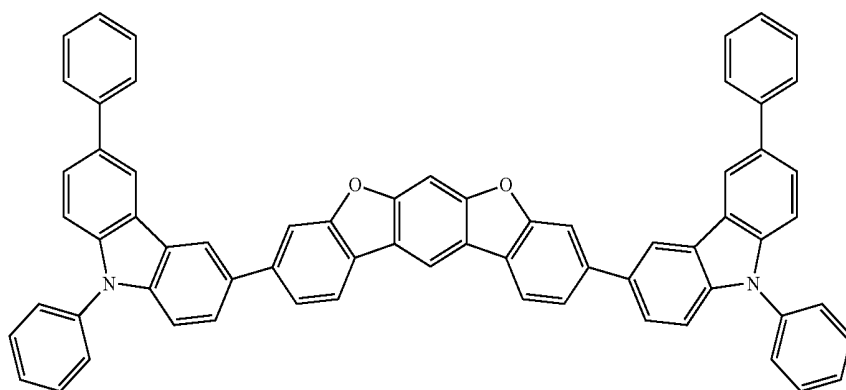
No. 413



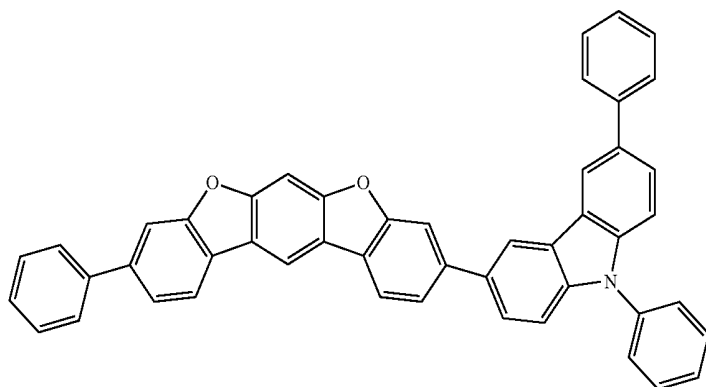
No. 414



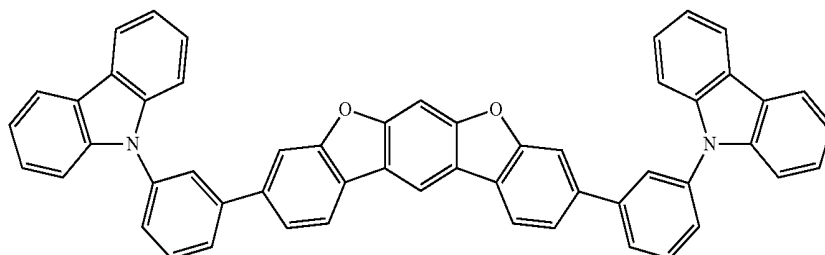
No. 415



No. 416



No. 417

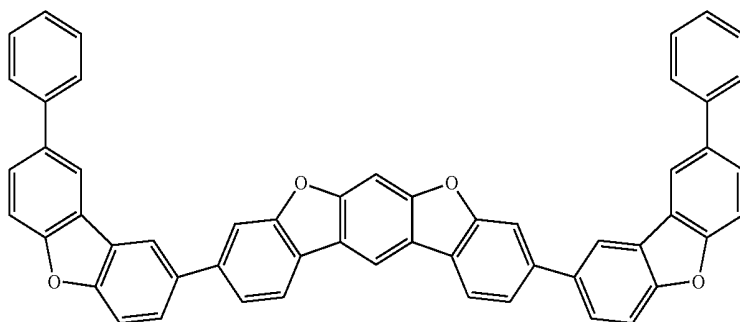


177

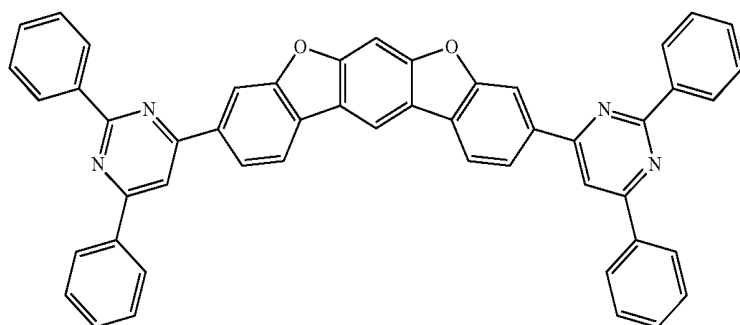
178

-continued

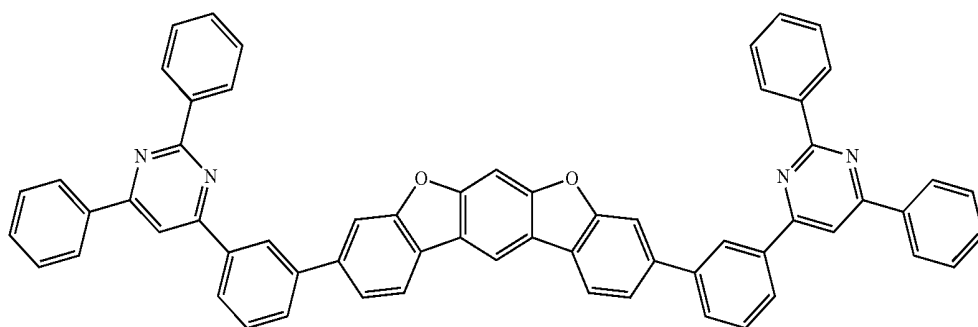
No. 418



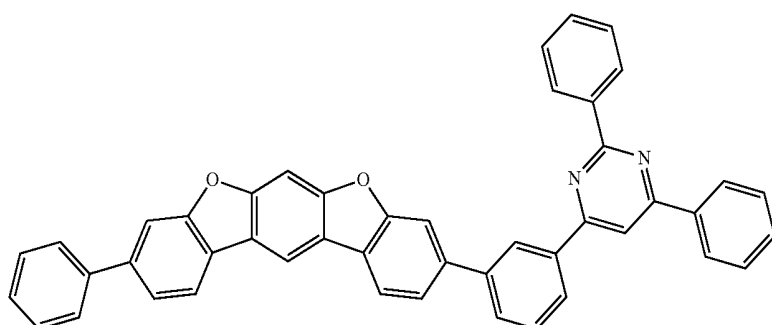
No. 419



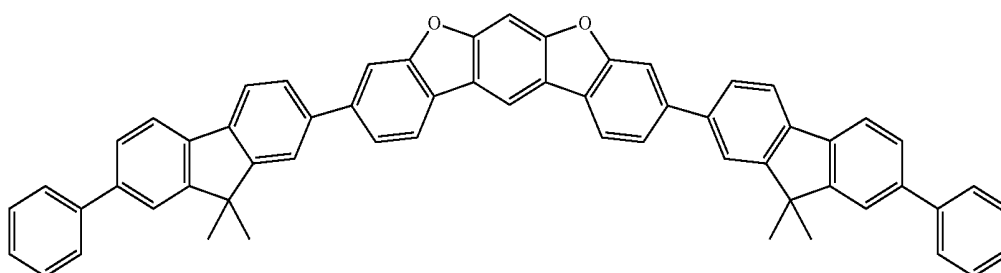
No. 420



No. 421



No. 422

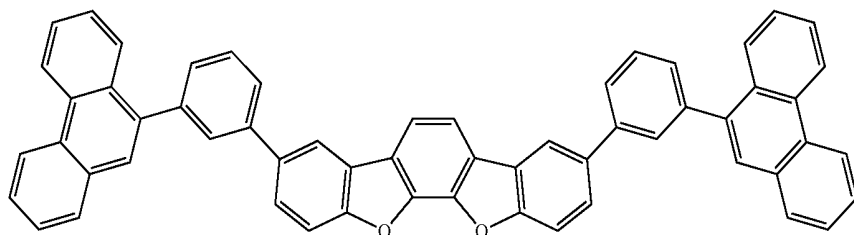


179

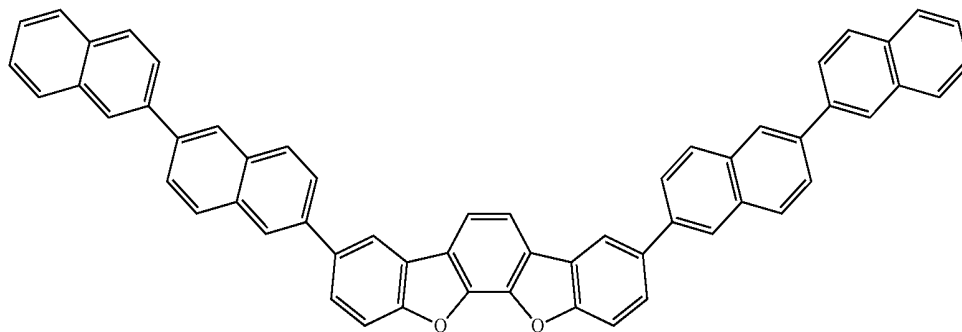
180

-continued

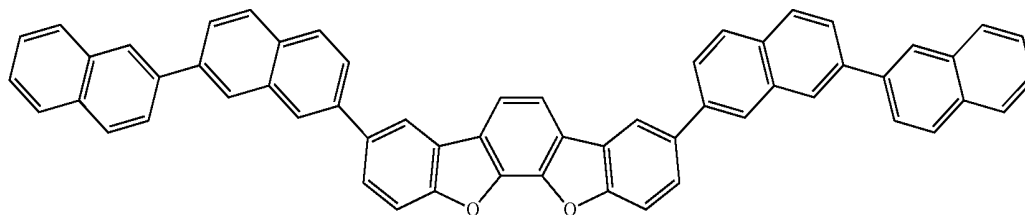
No. 423



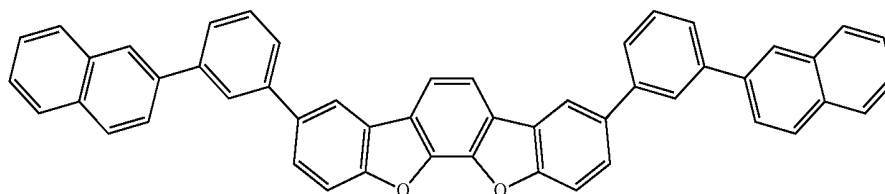
No. 424



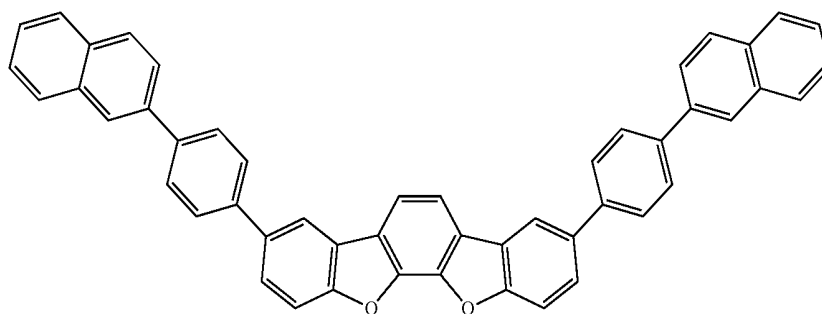
No. 425



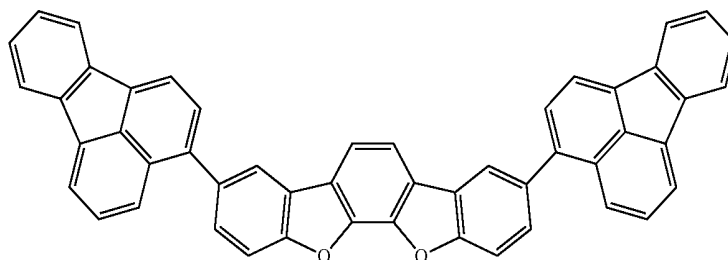
No. 426



No. 427



No. 428

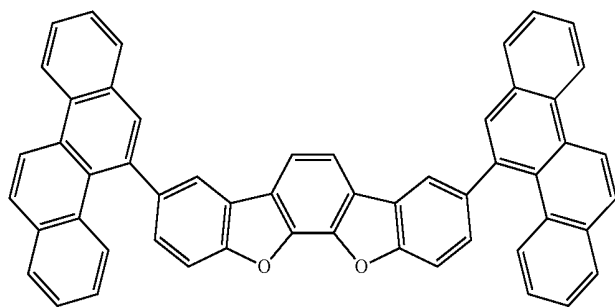


181

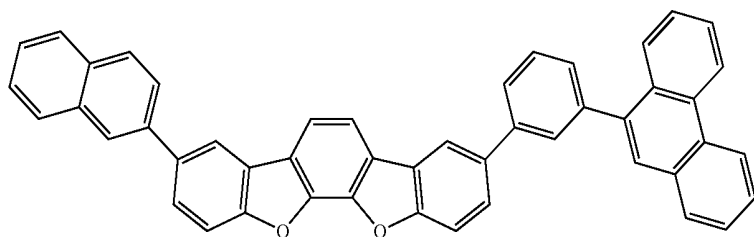
182

-continued

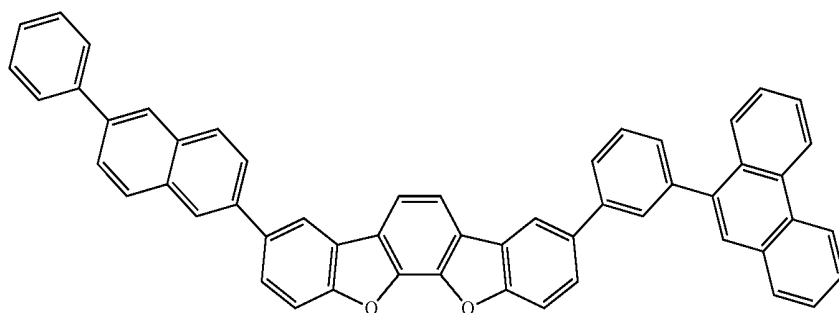
No. 429



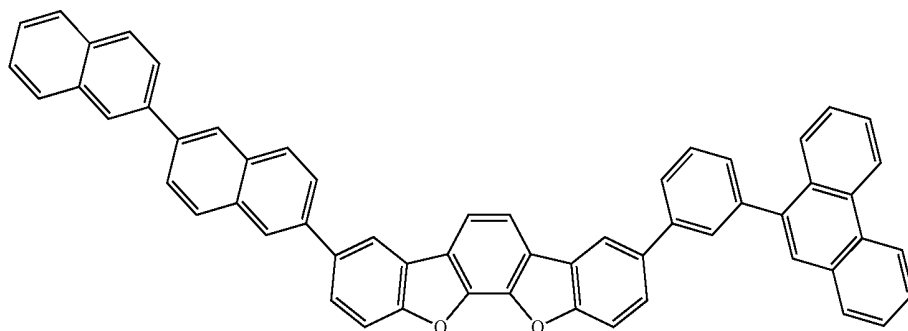
No. 430



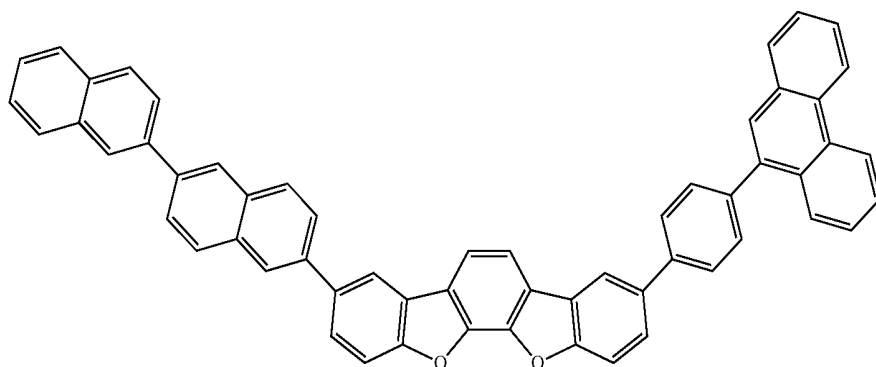
No. 431



No. 432



No. 433

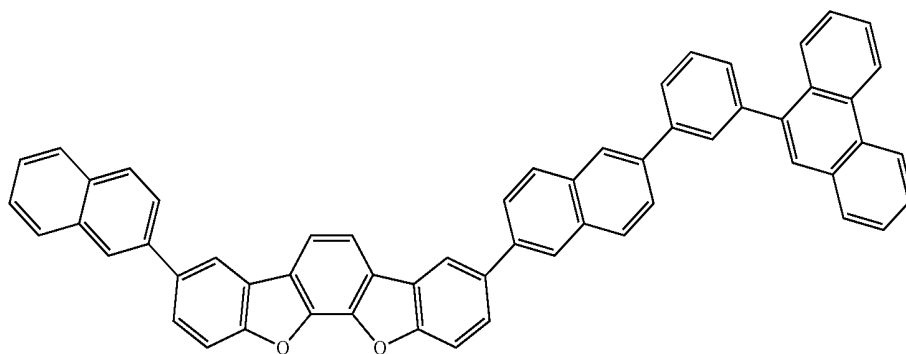


183

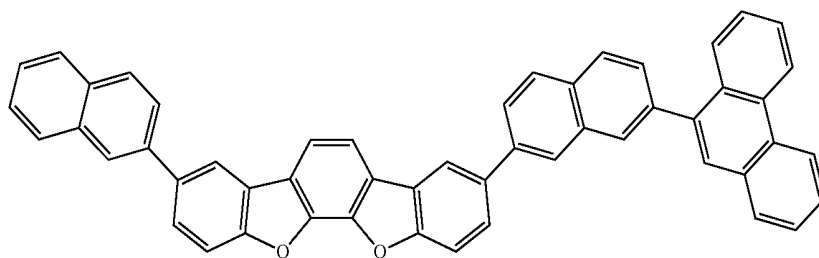
184

-continued

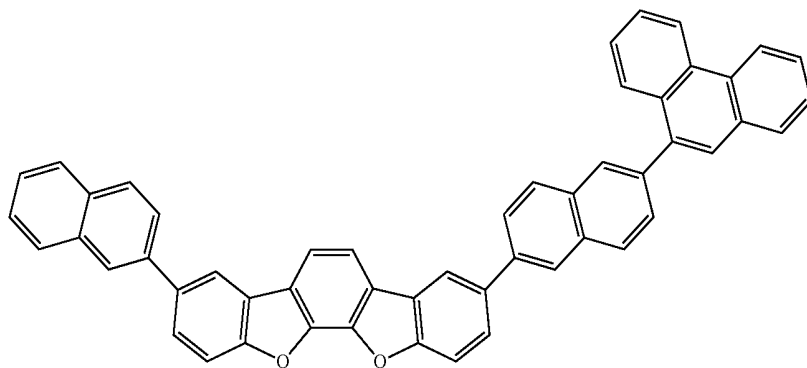
No. 434



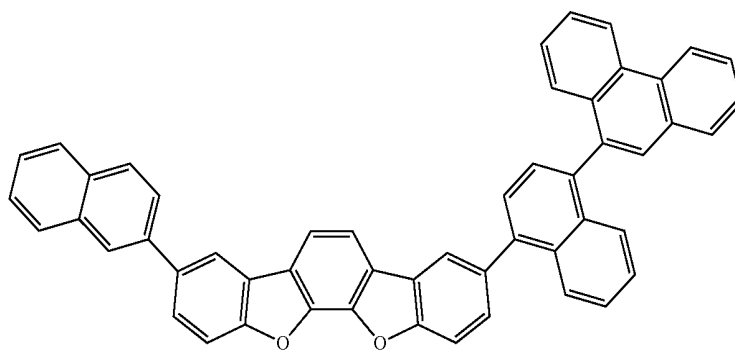
No. 435



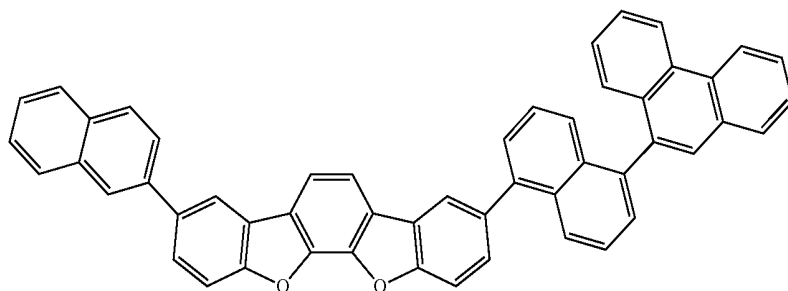
No. 436



No. 437



No. 438

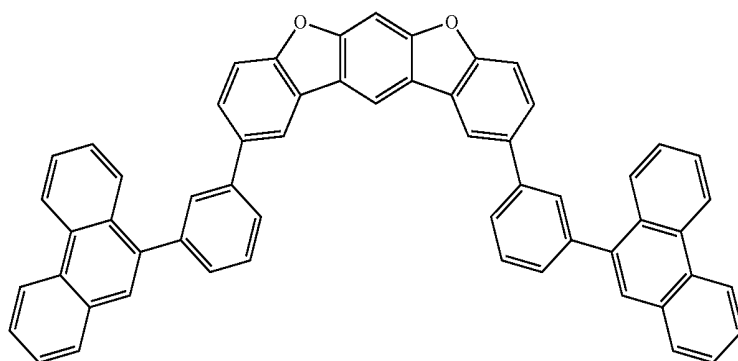


185

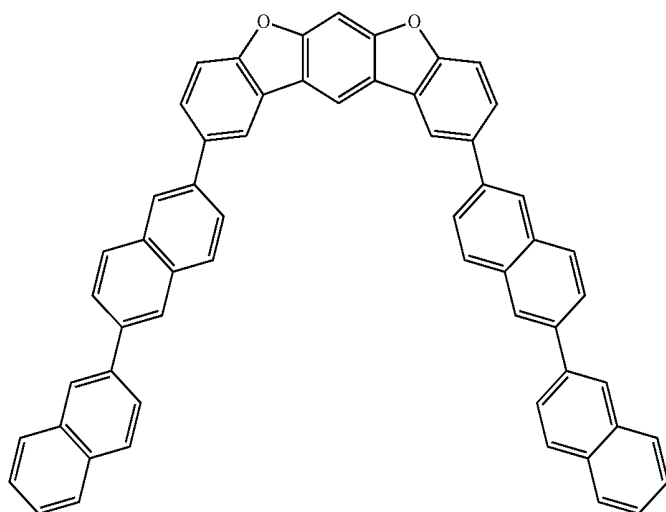
186

-continued

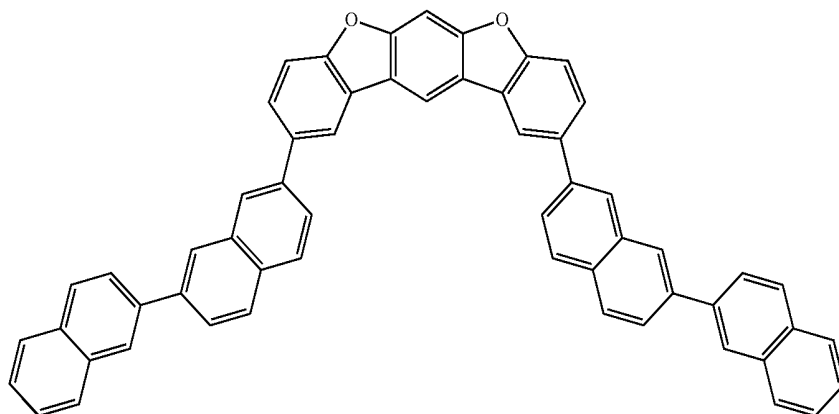
No. 439



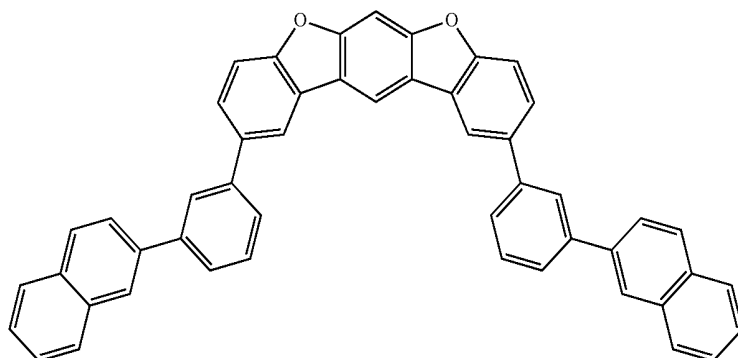
No. 440



No. 441



No. 442



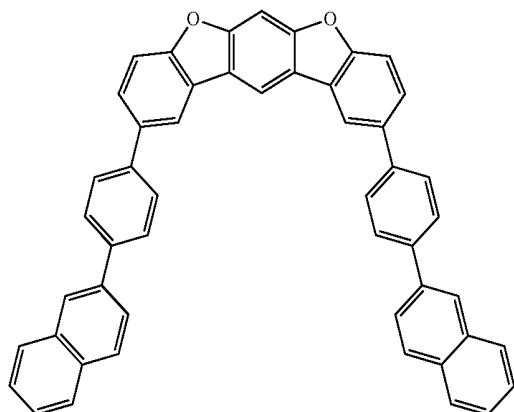
187

188

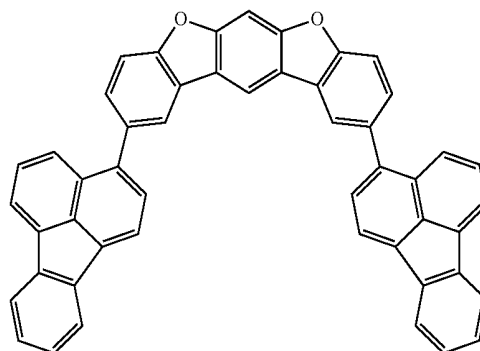
-continued

No. 443

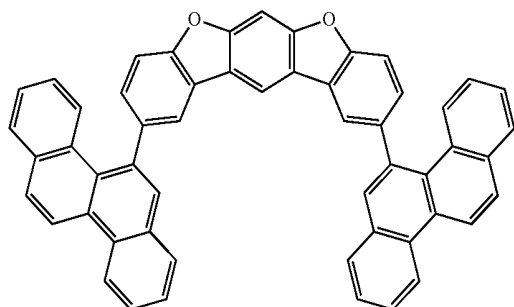
No. 444



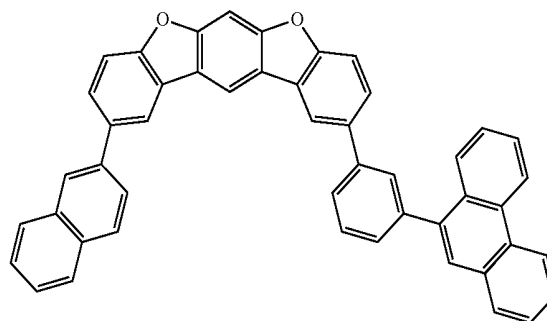
No. 445



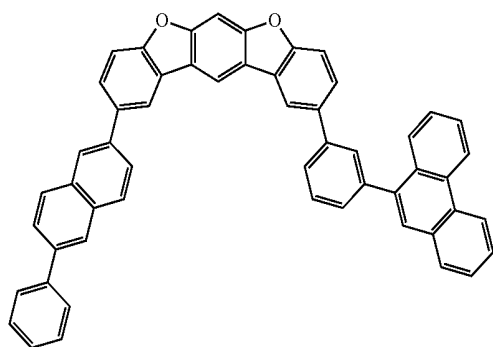
No. 446



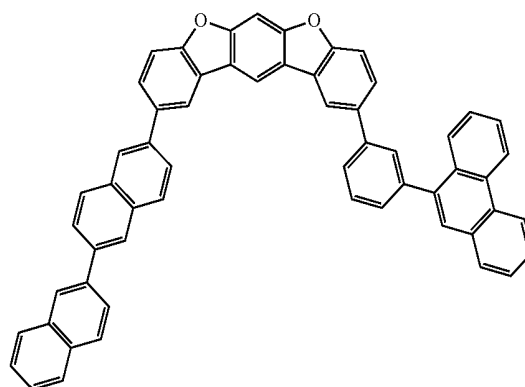
No. 447



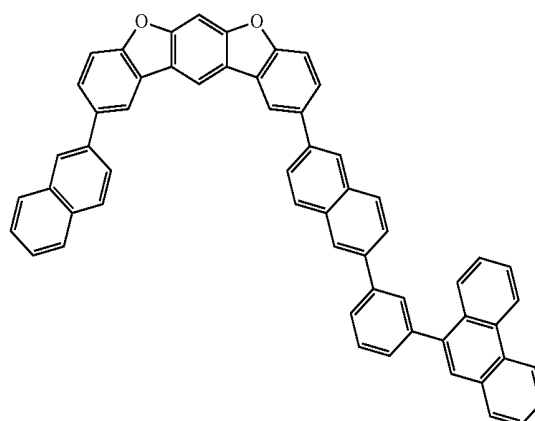
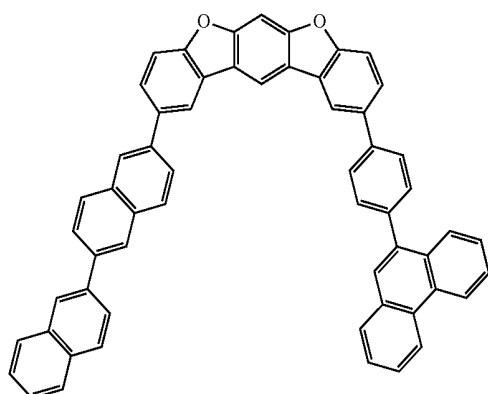
No. 448



No. 449



No. 450

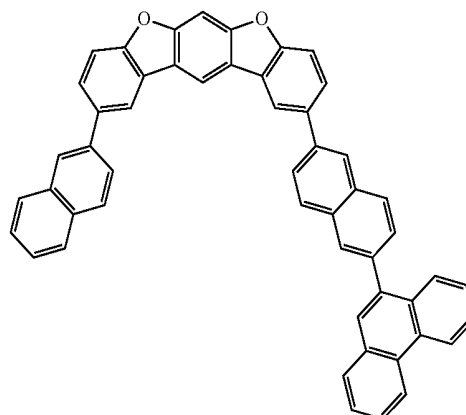
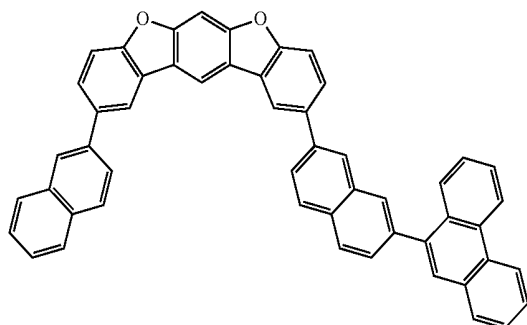


189

190

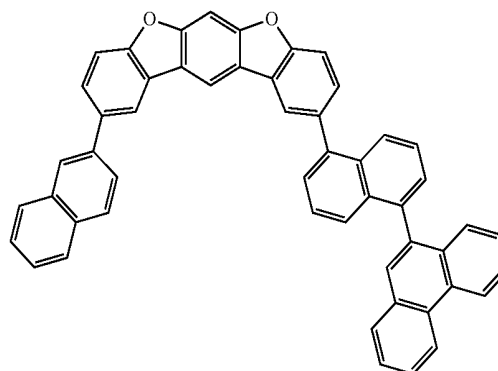
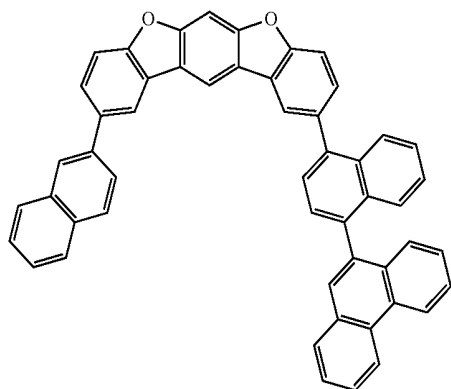
-continued
No. 451

No. 452



No. 453

No. 454



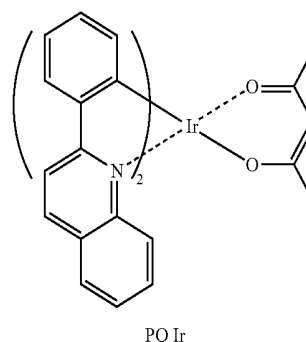
A multi-layer type organic EL device is obtained by laminating multiple layers; for example, the device is formed of an anode, a hole transporting layer (a hole injecting layer), a light emitting layer, and a cathode, of an anode, a light emitting layer, an electron transporting layer (an electron injecting layer), and a cathode, of an anode, a hole transporting layer (a hole injecting layer), a light emitting layer, an electron transporting layer (an electron injecting layer), and a cathode, or of an anode, a hole transporting layer (a hole injecting layer), a light emitting layer, a hole barrier layer, an electron transporting layer (an electron injecting layer), and a cathode.

In the organic EL device of the present invention, the light emitting layer preferably contains the material for an organic EL device as a host material. In addition, it is preferred that the light emitting layer be composed of a host material and a phosphorescent material, and the host material be the material for an organic EL device.

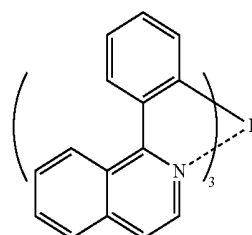
In addition, the material for an organic EL device may be a host material to be used together with a phosphorescent material, or may be an electron transporting material to be used together with a phosphorescent material. The material has a triplet energy gap of preferably 2.2 to 3.2 eV, or more preferably 2.5 to 3.2 eV.

The phosphorescent material is preferably a compound containing iridium (Ir), osmium (Os), ruthenium (Ru), or platinum (Pt) because the compound has a high phosphorescent quantum yield, and can additionally improve the external quantum efficiency of the light emitting device. The material is more preferably a metal complex such as an iridium complex, an osmium complex, a ruthenium complex, or a platinum complex. Of those, the iridium complex and the plati-

num complex are still more preferable, and an orthometalated iridium complex is most preferable. Specific examples of the metal complex such as an iridium complex, an osmium complex, a ruthenium complex, or a platinum complex are shown below.

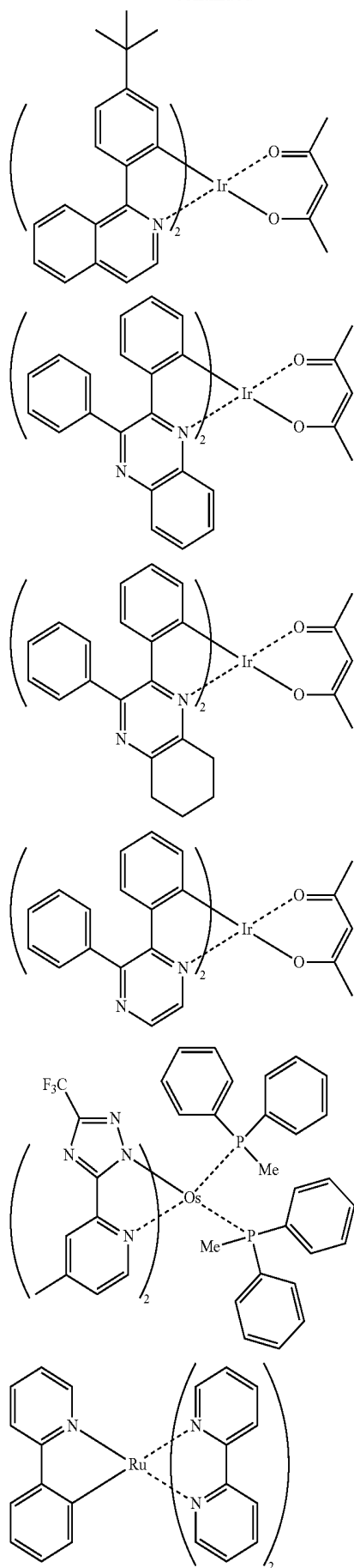


PQ Ir

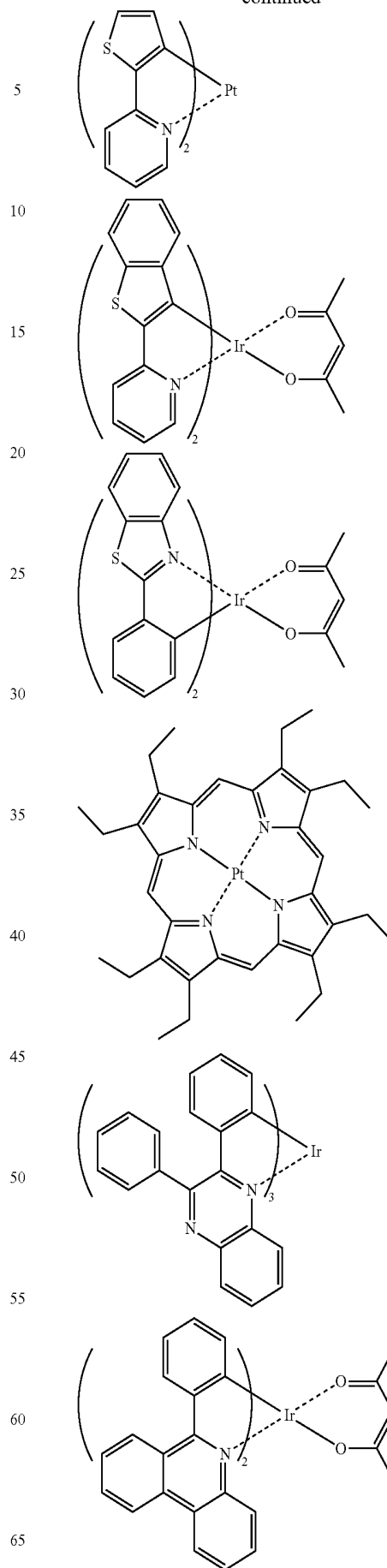


191

-continued

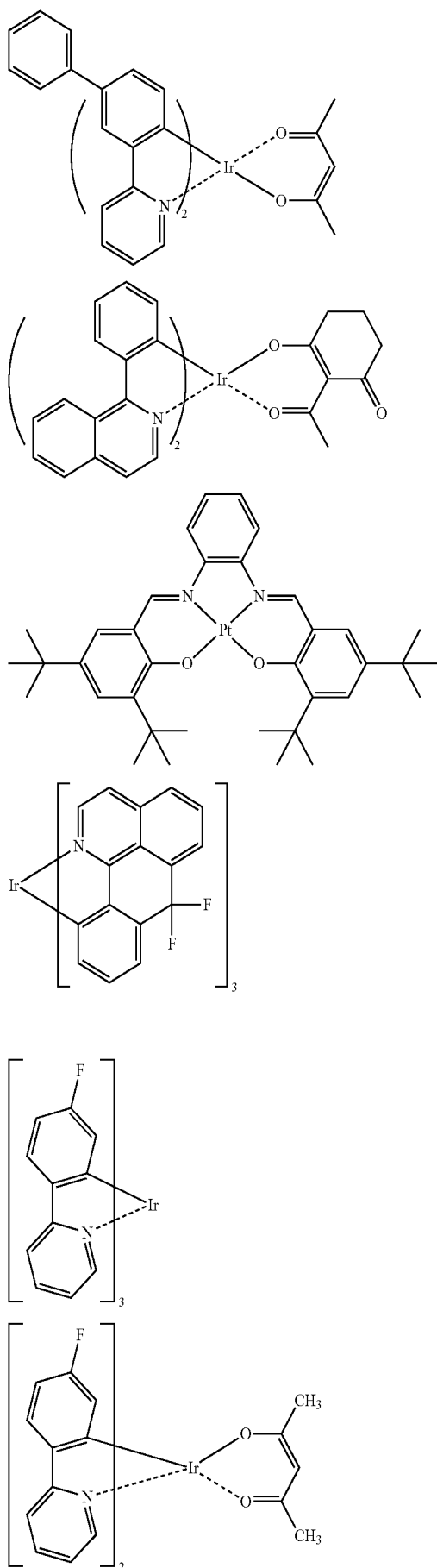
**192**

-continued

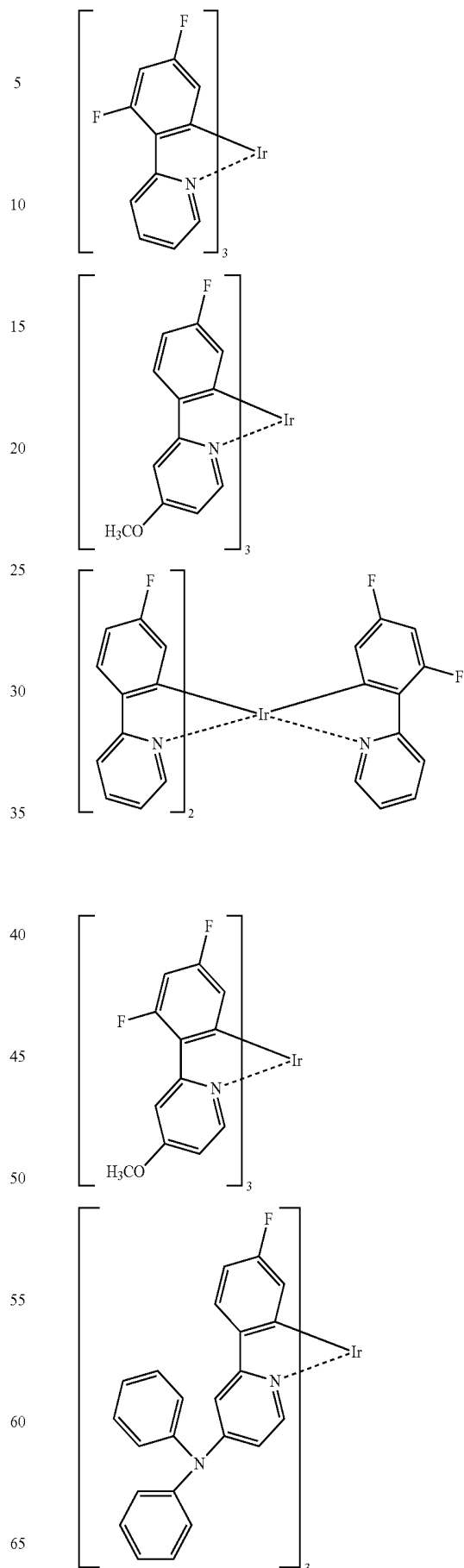


193

-continued

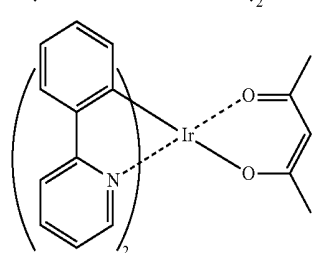
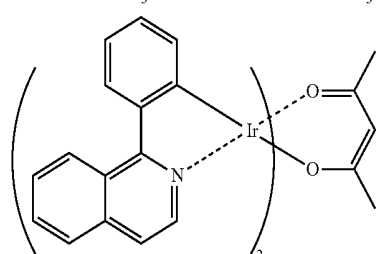
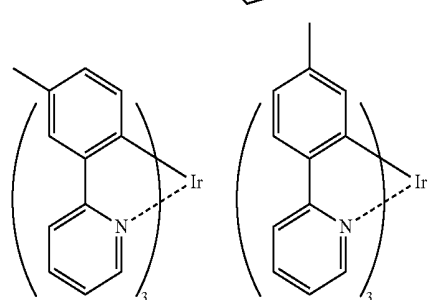
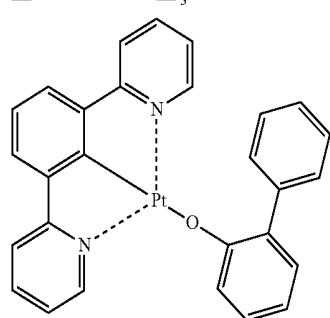
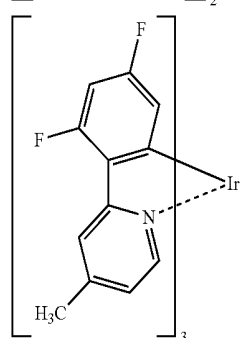
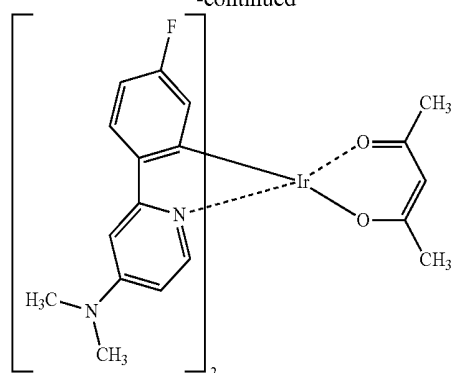
**194**

-continued

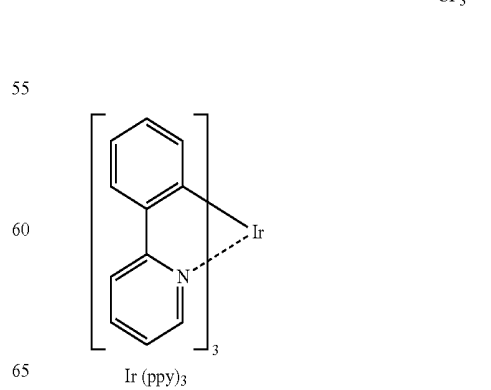
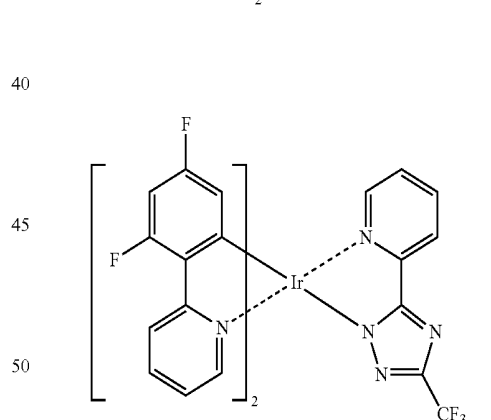
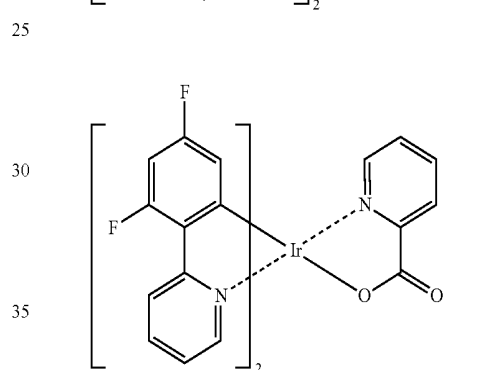
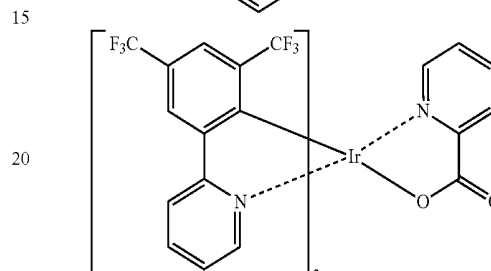
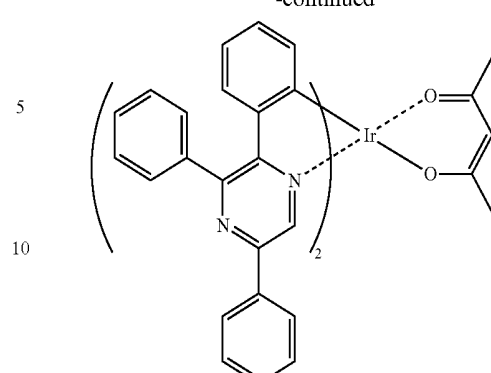


195

-continued

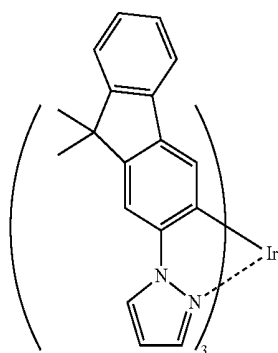
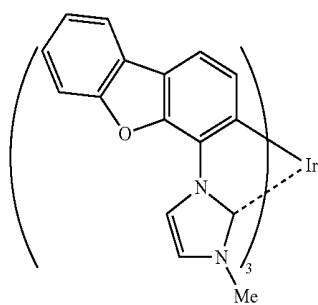
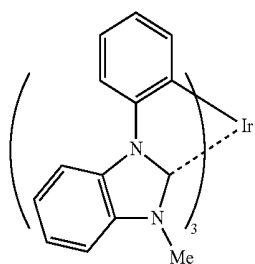
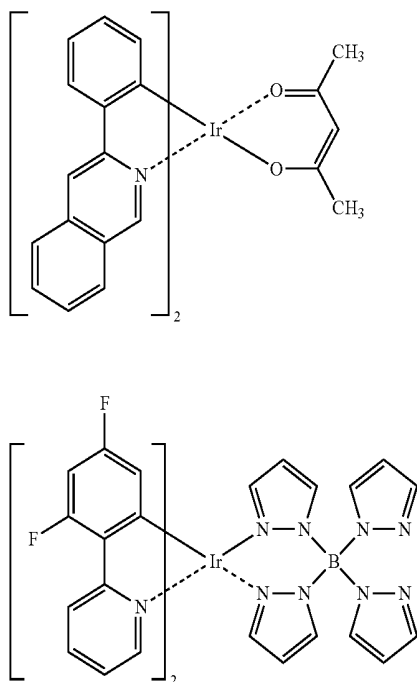
**196**

-continued

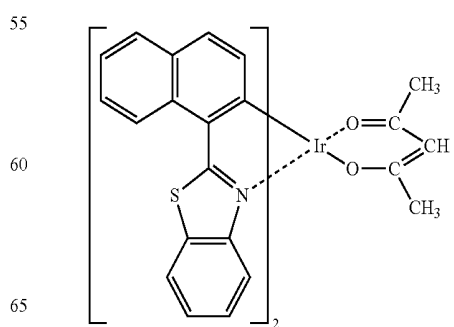
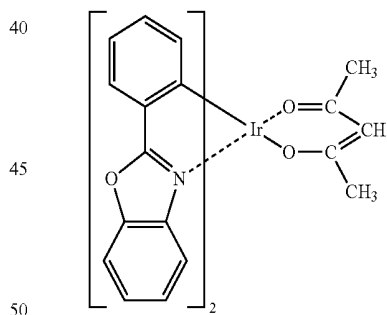
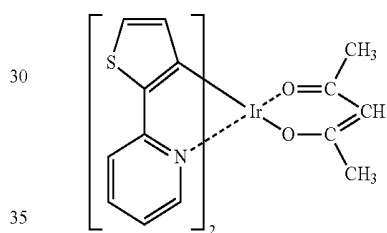
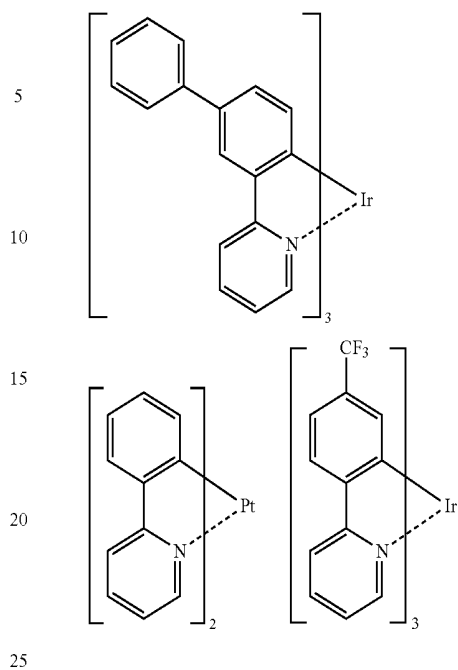


197

-continued

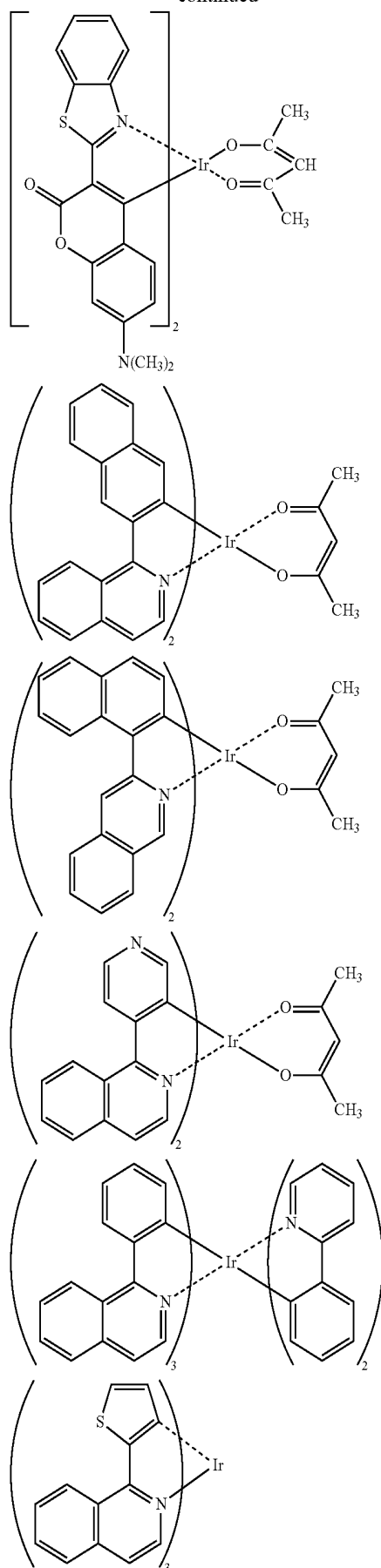
**198**

-continued



199

-continued



200

In addition, the organic EL device of the present invention is preferably such that the light emitting layer contains a host material and a phosphorescent material, and contains a metal complex having a local maximum luminous wavelength of 500 nm or less. Further, the material of the present invention can be used together with a fluorescent dopant. The material can be used together with a blue, green, or red fluorescent dopant. In particular, the material can be more preferably used together with the blue or green fluorescent dopant. Further, the material can be preferably used also as an electron transporting material for a fluorescent organic EL device.

The organic EL device of the present invention preferably has a reductive dopant in an interfacial region between the cathode and an organic thin layer (for example, an electron injecting layer or a light emitting layer). Examples of the reductive dopant include at least one kind selected from an alkali metal, an alkali metal complex, an alkali metal compound, an alkaline earth metal, an alkaline earth metal complex, an alkaline earth metal compound, a rare earth metal, a rare earth metal complex, and a rare earth metal compound.

Preferred examples of the alkali metal include an alkali metal having a work function of 2.9 eV or less, such as Na having a work function of 2.36 eV, K having a work function of 2.28 eV, Rb having a work function of 2.16 eV, and Cs having a work function of 1.95 eV. Of those, K, Rb, and Cs are more preferable, Rb or Cs is still more preferable, and Cs is most preferable.

Preferred examples of the alkali earth metal include an alkali earth metal having a work function of 2.9 eV or less, such as Ca having a work function of 2.9 eV, Sr having a work function of 2.0 to 2.5 eV, and Ba having a work function of 2.52 eV.

Preferred examples of the rare earth metal include a rare earth metal having a work function of 2.9 eV or less, such as Sc, Y, Ce, Tb, and Yb.

Of those metals, a preferable metal has a particularly high reductive ability, so improvement of light emission intensity and long life of organic EL device can be attained by adding a relatively small amount of the metal to an electron injecting region.

Examples of the alkali metal compound include an alkali oxide such as Li₂O, Cs₂O, or K₂O, and an alkali halide such as LiF, NaF, CsF, or KF. Of those, LiF, Li₂O, or NaF is preferable.

Examples of the alkali earth metal compound include BaO, SrO, CaO, and mixtures thereof such as Ba_mSr_{1-m}O (0 < m < 1) and Ba_mCa_{1-m}O (0 < m < 1). Of those, BaO, SrO, and CaO are preferable.

Examples of the rare earth metal compound include YbF₃, ScF₃, ScO₃, Y₂O₃, Ce₂O₃, GdF₃, and TbF₃. Of those, YbF₃, ScF₃, and TbF₃ are preferable.

The alkali metal complex, alkali earth metal complex, and rare metal complex are not particularly limited as long as they each include as a metal ion at least one of alkali metal ions, alkali earth metal ions, and rare earth metal ions. Meanwhile, preferable examples of a ligand include, but not limited to, quinolinol, benzoquinolinol, acridinol, phenanthridinol, hydroxyphenyloxazole, hydroxyphenylthiazole, hydroxydiaryloxadiazole, hydroxydiarylthiadiazole, hydroxyphenylpyridine, hydroxyphenylbenzimidazole, hydroxybenzotriazole, hydroxyphenylborane, bipyridyl, phenanthroline, phthalocyanine, porphyrin, cyclopentadiene, β -diketones, azomethines, and derivatives thereof.

For the addition form of the reductive dopant, it is preferable that the reductive dopant be formed in a shape of a layer or an island in the interfacial region. A preferable example of the forming method includes a method in which an organic

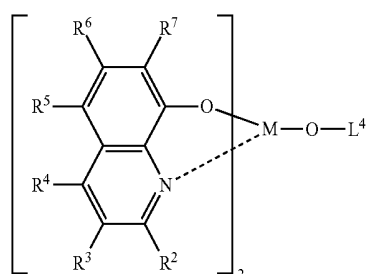
substance which is a light emitting material or an electron injecting material for forming the interfacial region is deposited at the same time as the reductive dopant is deposited by a resistant heating deposition method, thereby dispersing the reductive dopant in the organic substance. The disperse concentration by molar ratio of the organic compound to the reductive dopant is 100:1 to 1:100, and is preferably 5:1 to 1:5.

In a case where the reductive dopant is formed into the shape of a layer, the light emitting material or electron injecting material which serves as an organic layer in the interface is formed into the shape of a layer. After that, the reductive dopant is solely deposited by the resistant heating deposition method to form a layer preferably having a thickness of 0.1 to 15 nm.

In a case where the reductive dopant is formed into the shape of an island, the light emitting material or electron injecting material which serves as an organic layer in the interface is formed into the shape of an island. After that, the reductive dopant is solely deposited by the resistant heating deposition method to form an island preferably having a thickness of 0.05 to 1 nm.

When the organic EL device of the present invention has an electron injecting layer between the light emitting layer and the cathode, an electron transporting material to be used in the electron injecting layer is preferably an aromatic heterocyclic compound containing one or more heteroatoms in any one of its molecules, or particularly preferably a nitrogen-containing ring derivative.

The nitrogen-containing ring derivative is preferably, for example, a nitrogen-containing ring metal chelate complex represented by the following general formula (A).



R^2 to R^7 each independently represent a hydrogen atom, a halogen atom, an amino group, a hydrocarbon group each having 1 to 40 carbon atoms, an alkoxy group, an aryloxy group, an alkoxy carbonyl group, or a heterocyclic group, each of which may be substituted.

Examples of the halogen atom represented by R^2 to R^7 include a fluorine atom, a chlorine atom, a bromine atom, and an iodine atom.

Examples of the amino group that may be substituted and represented by R^2 to R^7 include an alkylamino group, an arylamino group, and an aralkylamino group. Examples of the alkyl group in the alkylamino group include alkyl groups each having 1 to 40 carbon atoms such as a methyl group, an ethyl group, a propyl group, an isopropyl group, an n-butyl group, an s-butyl group, an isobutyl group, a t-butyl group, an n-pentyl group, an n-hexyl group, an n-heptyl group, an n-octyl group, an n-nonyl group, an n-decyl group, an n-undecyl group, an n-dodecyl group, an n-tridecyl group, an n-tetradecyl group, an n-pentadecyl group, an n-hexadecyl group, an n-heptadecyl group, an n-octadecyl group, a neopentyl group, a 1-methylpentyl group, a 2-methylpentyl group, a

1-pentylhexyl group, a 1-butylpentyl group, a 1-heptyloctyl group, a 3-methylpentyl group, a hydroxymethyl group, a 1-hydroxyethyl group, a 2-hydroxyethyl group, a 2-hydroxyisobutyl group, a 1,2-dihydroxyethyl group, a 1,3-dihydroxyisopropyl group, a 2,3-dihydroxy-t-butyl group, a 1,2,3-trihydroxypropyl group, a chloromethyl group, a 1-chloroethyl group, a 2-chloroethyl group, a 2-chloroisobutyl group, a 1,2-dichloroethyl group, a 1,3-dichloroisopropyl group, a 2,3-dichloro-t-butyl group, a 1,2,3-trichloropropyl group, a bromomethyl group, a 1-bromoethyl group, a 2-bromoethyl group, a 2-bromoisobutyl group, a 1,2-dibromoethyl group, a 1,3-dibromoisopropyl group, a 2,3-dibromo-t-butyl group, a 1,2,3-tribromopropyl group, an iodomethyl group, a 1-iodoethyl group, a 2-iodoethyl group, a 2-iodoisobutyl group, a 1,2-diiodoethyl group, a 1,3-diiodoisopropyl group, a 2,3-diiodo-t-butyl group, a 1,2,3-triiodopropyl group, an aminomethyl group, a 1-aminoethyl group, a 2-aminoethyl group, a 2-aminoisobutyl group, a 1,2-diaminoethyl group, a 1,3-diaminoisopropyl group, a 2,3-diamino-t-butyl group, a 1,2,3-triaminopropyl group, a cyanomethyl group, a 1-cyanoethyl group, a 2-cyanoethyl group, a 2-cyanoisobutyl group, a 1,2-dicyanoethyl group, 1,3-dicyanoisopropyl group, a 2,3-dicyano-t-butyl group, a 1,2,3-tricyanopropyl group, a nitromethyl group, a 1-nitroethyl group, a 2-nitroethyl group, a 1,2-dinitroethyl group, a 2,3-dinitro-t-butyl group, and a 1,2,3-trinitropropyl group. Preferred are alkyl groups each having 1 to 20 carbon atoms and more preferred are alkyl groups each having 1 to 10 carbon atoms.

Examples of the aryl group in the arylamino group include aryl groups each having a ring formed of 6 to 40 carbon atoms such as a phenyl group, a 1-naphthyl group, a 2-naphthyl group, a 1-anthryl group, a 2-anthryl group, a 9-anthryl group, a 1-phenanthryl group, a 2-phenanthryl group, a 3-phenanthryl group, 4-phenanthryl group, a 9-phenanthryl group, a 1-naphthacenyl group, a 2-naphthacenyl group, a 9-naphthacenyl group, a 1-pyrenyl group, a 2-pyrenyl group, a 4-pyrenyl group, a 2-biphenylyl group, a 3-biphenylyl group, a 4-biphenylyl group, a p-terphenyl-4-yl group, a p-terphenyl-3-yl group, a p-terphenyl-2-yl group, an m-terphenyl-4-yl group, an m-terphenyl-3-yl group, an m-terphenyl-2-yl group, an o-tolyl group, an m-tolyl group, a p-tolyl group, a p-t-butylphenyl group, a p-(2-phenylpropyl)phenyl group, a 3-methyl-2-naphthyl group, a 4-methyl-1-naphthyl group, a 4-methyl-1-anthryl group, a 4'-methylbiphenylyl group, and a 4''-t-butyl-p-terphenyl-4-yl group. Preferred are aryl groups each having a ring formed of 6 to 20 carbon atoms and more preferred are aryl groups each having a ring formed of 6 to 10 carbon atoms.

Examples of the aralkyl group in the aralkylamino group include aralkyl groups each having 7 to 40 carbon atoms such as a benzyl group, a 1-phenylethyl group, a 2-phenylethyl group, a 1-phenylisopropyl group, a 2-phenylisopropyl group, a phenyl-t-butyl group, an α -naphthylmethyl group, a 1- α -naphthylethyl group, a 2- α -naphthylethyl group, a 1- α -naphthylisopropyl group, a 2- α -naphthylisopropyl group, a β -naphthylmethyl group, a 1- β -naphthylethyl group, a 2- β -naphthylethyl group, a 1- β -naphthylisopropyl group, a 2- β -naphthylisopropyl group, a 1-pyrrolylmethyl group, 2-(1-pyrrolyl)ethyl group, a p-methylbenzyl group, an o-methylbenzyl group, an o-methylbenzyl group, a p-chlorobenzyl group, an m-chlorobenzyl group, an o-chlorobenzyl group, a p-bromobenzyl group, an m-bromobenzyl group, an o-bromobenzyl group, a p-iodobenzyl group, an m-iodobenzyl group, an o-iodobenzyl group, a p-hydroxybenzyl group, an m-hydroxybenzyl group, an o-hydroxybenzyl group, a p-aminobenzyl group, an m-aminobenzyl group, an o-aminobenzyl group, a p-nitrobenzyl group, an m-nitrobenzyl

group, an o-nitrobenzyl group, a p-cyanobenzyl group, an m-cyanobenzyl group, an o-cyanobenzyl group, a 1-hydroxy-2-phenylisopropyl group, and a 1-chloro-2-phenylisopropyl group. Preferred are aralkyl groups each having 7 to 20 carbon atoms and more preferred are aralkyl groups each having 7 to 10 carbon atoms.

Examples of the hydrocarbon groups each having 1 to 40 carbon atoms represented by R^2 to R^7 include substituted or unsubstituted alkyl groups, alkenyl groups, cycloalkyl groups, aryl groups, and aralkyl groups.

As the alkyl groups, the same examples of the alkyl groups in the above-mentioned alkylamino group are given, and alkyl groups each having 1 to 20 carbon atoms are preferred and alkyl groups each having 1 to 10 carbon atoms are more preferred.

Examples of the alkenyl group include alkenyl groups each having 2 to 40 carbon atoms such as a vinyl group, an allyl group, a 1-butenyl group, a 2-butenyl group, a 3-butenyl group, a 1,3-butanediyl group, a 1-methylvinyl group, a styryl group, a 2,2-diphenylvinyl group, a 1,2-diphenylvinyl group, a 1-methylaryl group, a 1,1-dimethylaryl group, a 2-methylallyl group, a 1-phenylallyl group, a 2-phenylallyl group, a 3-phenylallyl group, a 3,3-diphenylallyl group, a 1,2-dimethylallyl group, a 1-phenyl-1-butenyl group, and a 3-phenyl-1-butenyl group. Preferred are alkenyl groups each having 2 to 20 carbon atoms and more preferred are alkenyl groups each having 2 to 10 carbon atoms.

Examples of the cycloalkyl groups include cycloalkyl groups each having a ring formed of 3 to 40 carbon atoms such as a cyclopropyl group, a cyclobutyl group, a cyclopentyl group, a cyclohexyl group, a 4-methylcyclohexyl group, a 1-adamantyl group, a 2-adamantyl group, a 1-norbornyl group, and a 2-norbornyl group. Preferred are cycloalkyl groups each having a ring formed of 3 to 10 carbon atoms are preferred.

As the aryl groups, the same examples of the aryl groups in the above-mentioned arylamino groups are given. Preferred are aryl groups each having a ring formed of 6 to 20 carbon atoms and more preferred are aryl groups each having a ring formed of 6 to 10 carbon atoms.

As the aralkyl groups, the same examples of the aralkyl groups in the above-mentioned aralkylamino groups are given. Preferred are aralkyl groups each having 7 to 20 carbon atoms and more preferred are aralkyl groups each having 7 to 10 carbon atoms.

As the alkoxy group that represented by R^2 to R^7 and may be substituted, the same examples of the alkyl groups in the above-mentioned alkylamino groups are given as alkyl group moieties. Preferred are alkoxy groups each having 1 to 20 carbon atoms and more preferred alkoxy groups having 1 to 10 carbon atoms.

As the aryloxy group that represented by R^2 to R^7 and may be substituted, aryl oxy groups each having the same aryl group in the above-mentioned alkylamino group as an aryl group moiety are given. Preferred are aryl groups each having a ring formed of 6 to 20 carbon atoms and more preferred are aryl groups each having a ring formed of 6 to 10 carbon atoms.

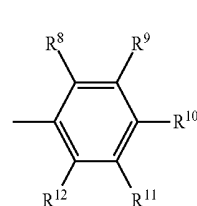
As the alkoxycarbonyl group that represented by R^2 to R^7 and may be substituted, alkoxycarbonyl groups each having the same alkyl group in the above-mentioned alkylamino group as the alkyl group moiety are given. Preferred are alkoxycarbonyl groups each having 2 to 20 carbon atoms and more preferred are alkoxycarbonyl groups each having 2 to 10 carbon atoms.

The heterocyclic group that represented by R^2 to R^7 and may be substituted is a monocycle or a fused ring. The het-

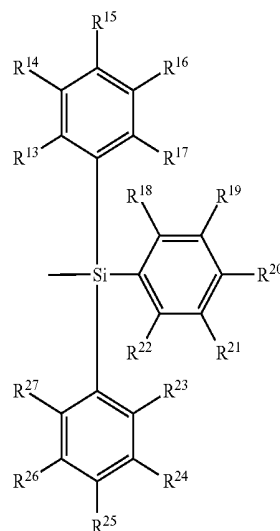
erocyclic group preferably has a ring formed of 1 to 20 carbon atoms, more preferably has a ring formed of 1 to 12 carbon atoms, and still more preferably has a ring formed of 2 to 10 carbon atoms. The heterocyclic group is an aromatic heterocyclic group having at least one hetero atom selected from a nitrogen atom, an oxygen atom, a sulfur atom, and selenium atom. Examples of the heterocyclic group include groups derived from pyrrolidine, piperidine, piperazine, morpholine, thiophene, selenophene, furan, pyrrole, imidazole, pyrazole, pyridine, pyrazine, pyridazine, pyrimidine, triazole, triazine, indole, indazole, purine, thiazoline, thiazole, thiadiazole, oxazoline, oxazole, oxadiazole, quinoline, isoquinoline, phthalazine, naphthyridine, quinoxaline, quinazoline, cinnoline, pteridine, acridine, phenanthroline, phanazine, tetrazole, benzoimidazole, benzoxazole, benzothiazole, benzotriazole, tetrazaindene, carbazole, and azepine. Preferred are groups derived from furan, thiophene, pyridine, pyrazine, pyrimidine, pyridazine, triazine, quinoline, phthalazine, naphthyridine, quinoxaline, and quinazoline, more preferred are groups derived from furan, thiophene, pyridine, and quinoline, and still more preferred is a quinolinyl group.

M represents aluminum (Al), gallium (Ga), or indium (In). Indium is preferred.

L^4 in the formula (A) is a group represented by the following formula (A') or (A'').



(A')



(A'')

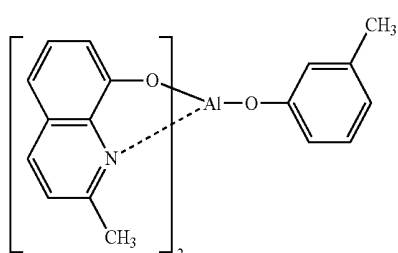
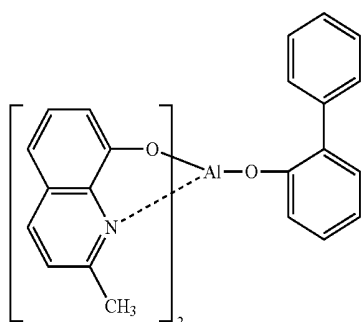
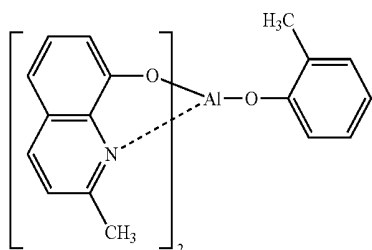
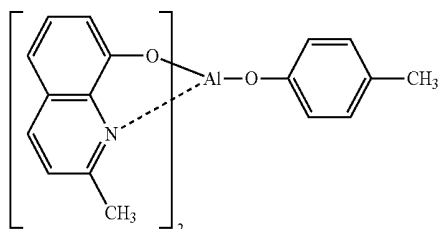
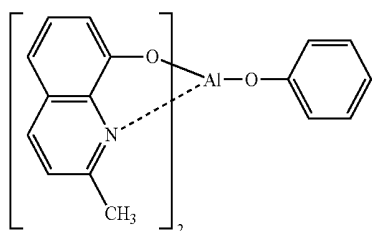
(In the formula, R^8 to R^{12} each independently represent a hydrogen atom, or a substituted or unsubstituted hydrocarbon atoms having 1 to 40 carbon atoms, and adjacent groups may form a cyclic structure. In addition, R^{13} to R^{27} each independently represent a hydrogen atom, or a substituted or unsubstituted hydrocarbon group having 1 to 40 carbon atoms, and adjacent groups may form a cyclic structure.

As the hydrocarbon group having 1 to 40 carbon atoms represented by R^8 to R^{12} in the formula (A') and R^{13} to R^{27} in the formula (A''), the same specific examples of R^2 to R^7 are given.

205

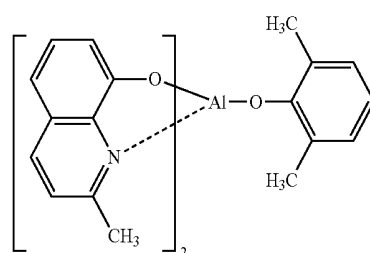
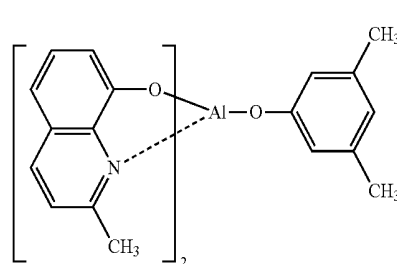
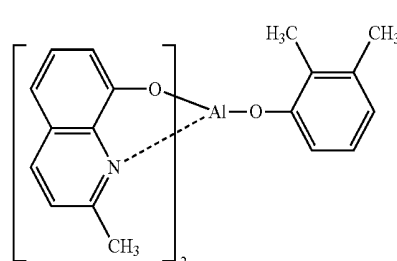
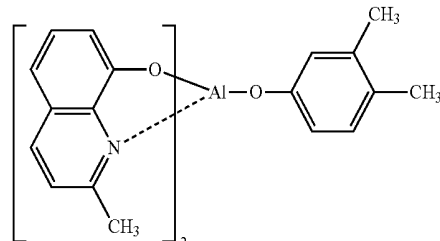
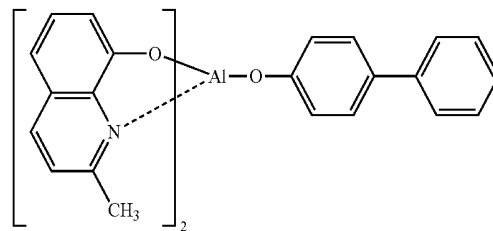
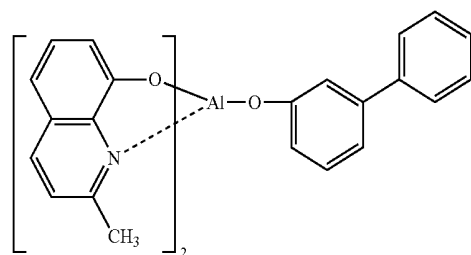
In addition, examples of the divalent group in R^8 to R^{12} and R^{13} to R^{27} in the case where adjacent groups form a cyclic structure include a tetramethylene group, a pentamethylene group, a hexamethylene group, a diphenylmethane-2,2'-diyl group, a diphenylethane-3,3'-diyl group, and diphenylpropane-4,4'-diyl group.

Specific examples of the nitrogen-containing ring metal chelate complex represented by the formula (A) are shown below. However, the present invention is not limited to these exemplified compounds.



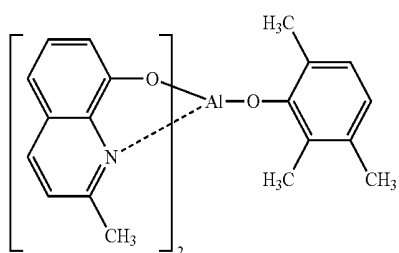
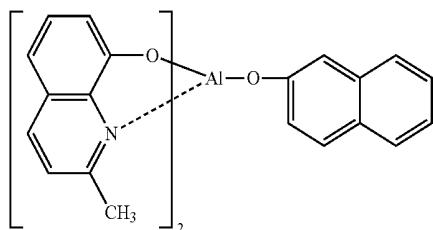
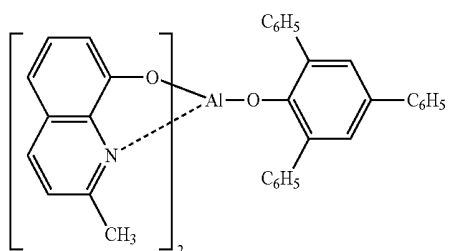
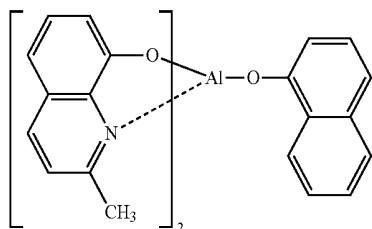
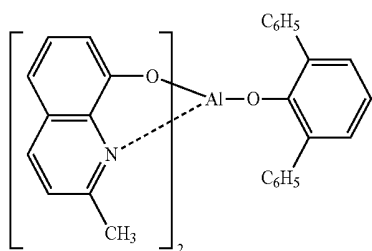
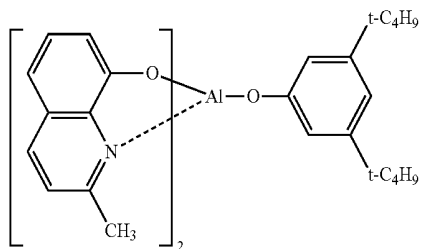
206

-continued

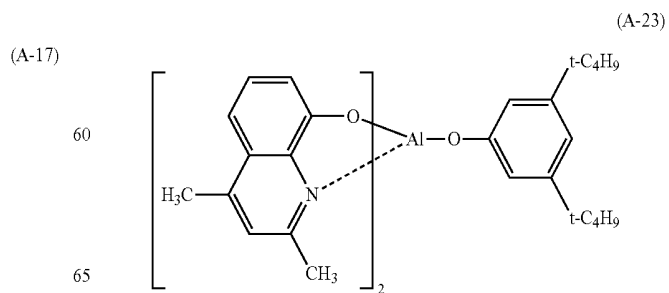
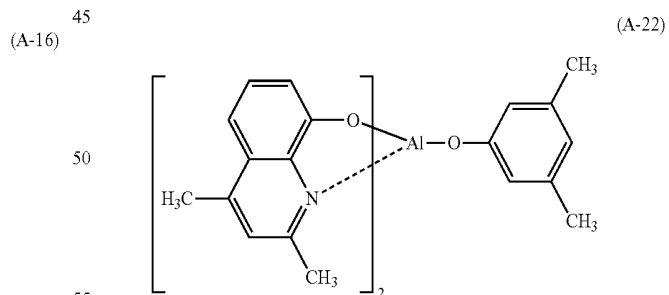
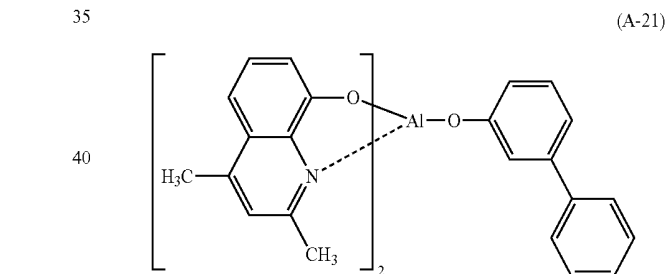
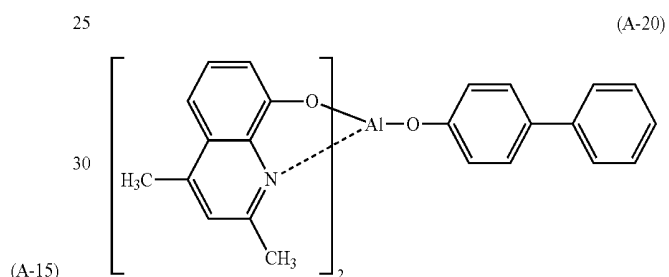
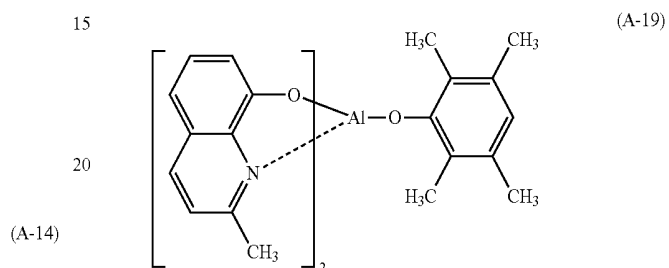
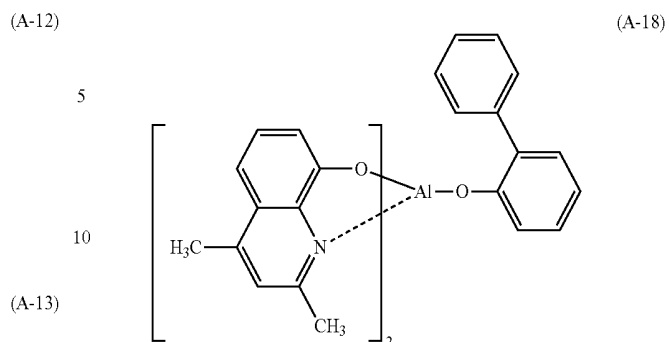


207

-continued

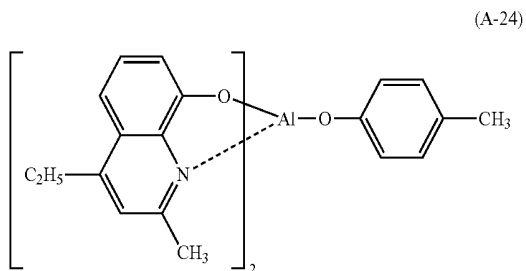
**208**

-continued

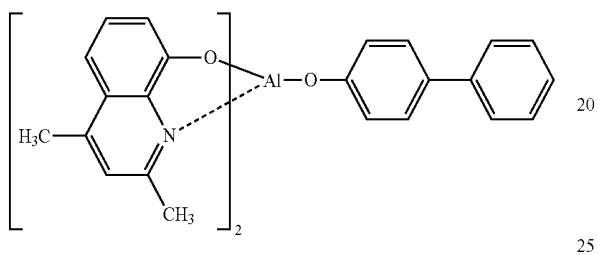


209

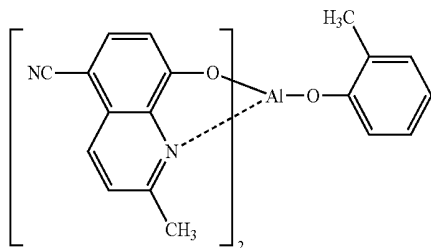
-continued



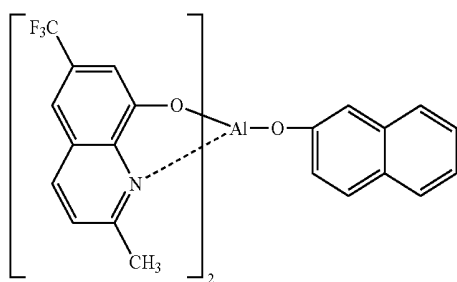
(A-25)



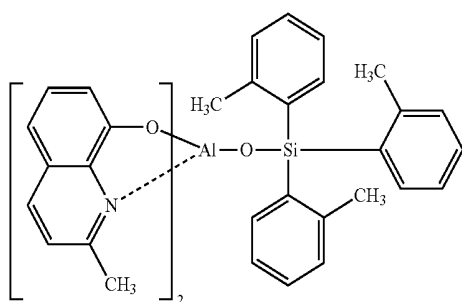
(A-26)



(A-27)

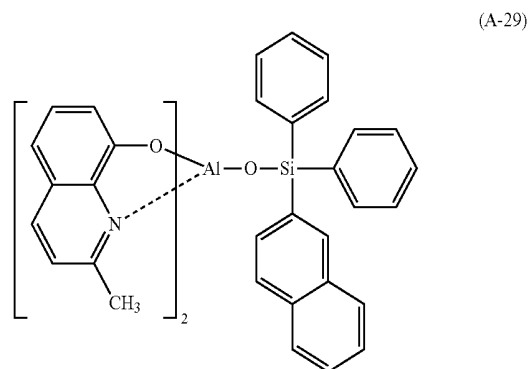


(A-28)

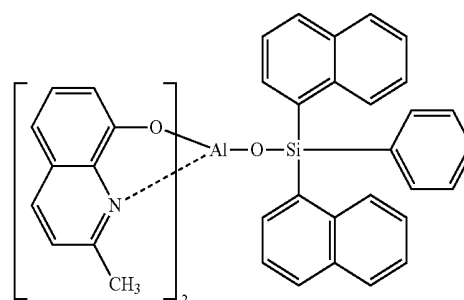


210

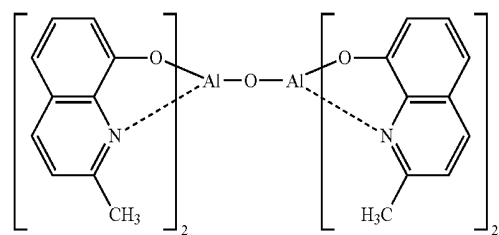
-continued



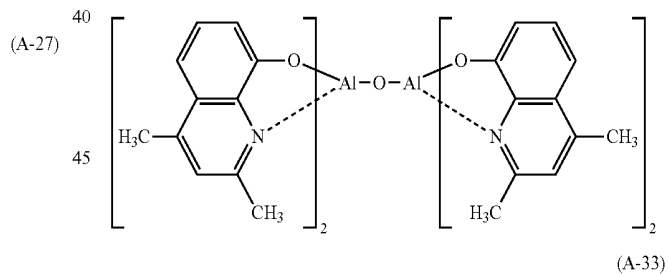
(A-30)



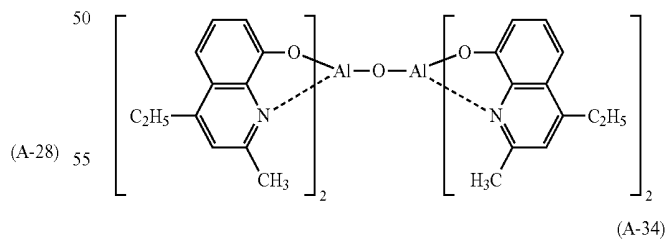
(A-31)



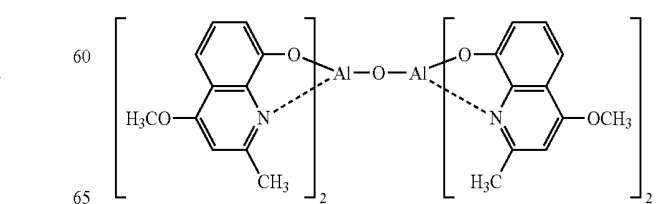
(A-32)



(A-33)

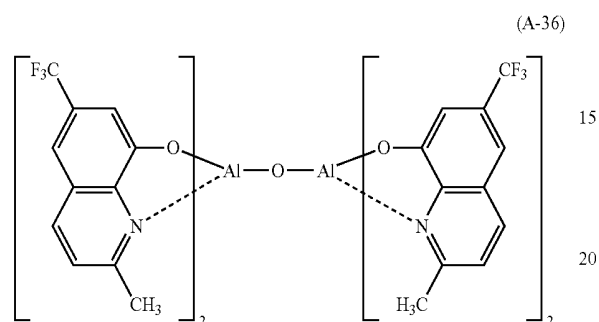
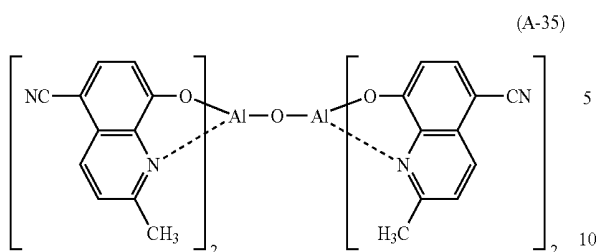


(A-34)



211

-continued



A nitrogen-containing heterocyclic derivative is a nitrogen-containing heterocyclic derivative composed of an organic compound having any one of the following general formulae, and a nitrogen-containing compound which is not a metal complex is also an example of the derivative. Examples of the derivative include a five- or six-membered ring containing a skeleton represented by the following formula (a) and a derivative of a structure represented by the following formula (b).



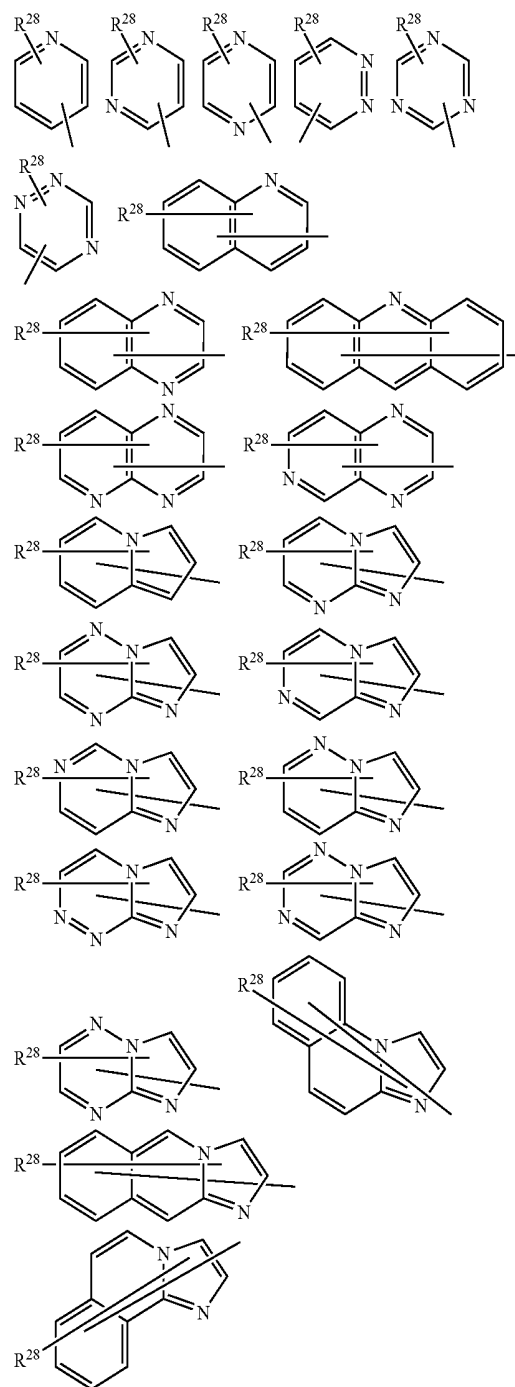
(In the formula (b), X represents a carbon atom or a nitrogen atom, and Z¹ and Z² each independently represent an atomic group capable of forming a nitrogen-containing heterocycle.)



An organic compound having a nitrogen-containing aromatic polycycle composed of a five- or six-membered ring is preferable. In the case of such nitrogen-containing aromatic polycycle having multiple nitrogen atoms, a nitrogen-containing aromatic polycyclic aromatic organic compound having a skeleton obtained by combining the above formulae (a) and (b) or the above formulae (a) and (c) is more preferable.

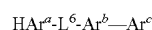
The nitrogen-containing group of the nitrogen-containing organic compound is selected from, for example, nitrogen-containing heterocyclic groups represented by the following general formulae.

212



(In each of the formulae, R²⁸ represents an aryl group having 6 to 40 carbon atoms, a heteroaryl group having 3 to 40 carbon atoms, an alkyl group having 1 to 20 carbon atoms, or an alkoxy group having 1 to 20 carbon atoms, n represents an integer of 0 to 5, and, when n represents an integer of 2 or more, multiple R²⁸s may be identical to or different from each other).

Further, a preferable specific compound is, for example, a nitrogen-containing heterocyclic derivative represented by the following formula.

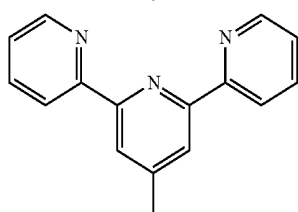
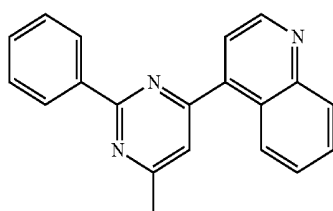
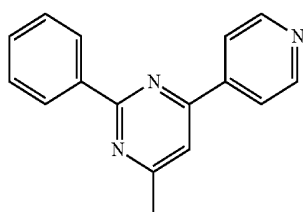
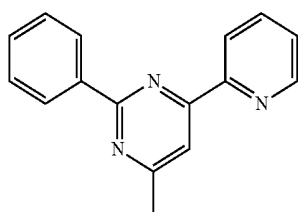
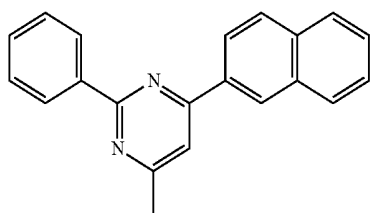
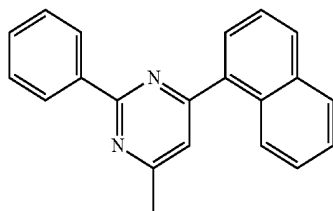
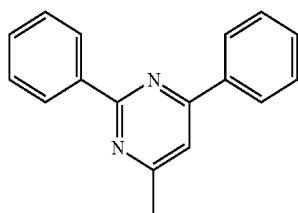


(In the formula, HAr^a represents a nitrogen-containing heterocycle which has 3 to 40 carbon atoms and which may have a substituent, L⁶ represents a single bond, an arylene group

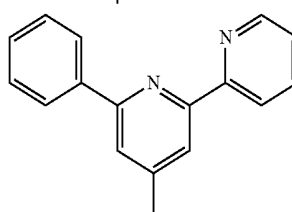
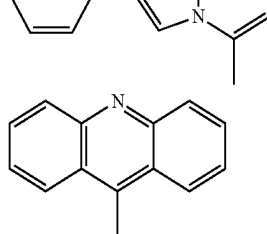
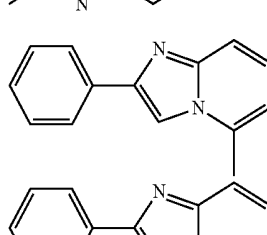
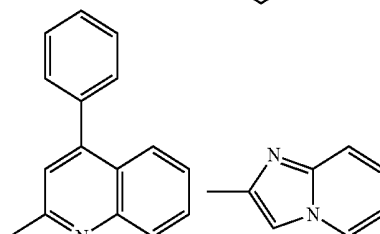
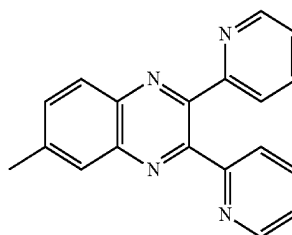
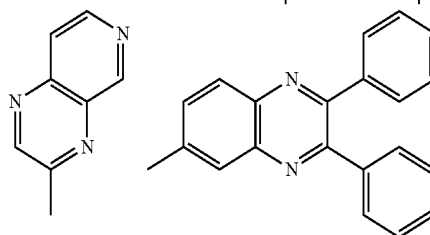
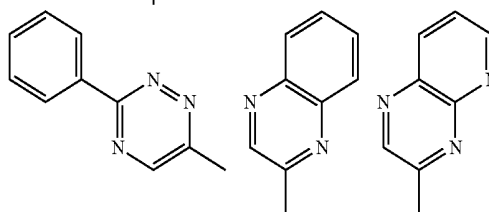
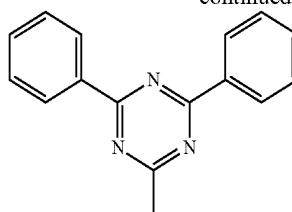
10

15

20

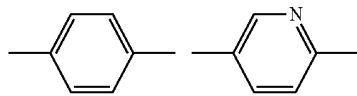


-continued

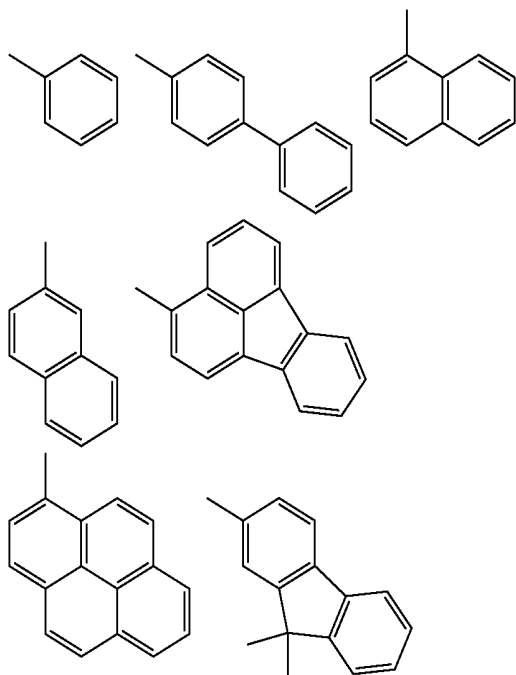


215

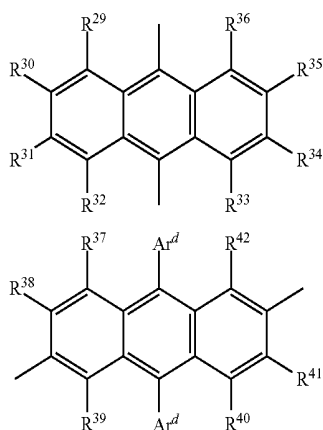
L⁶ is selected from, for example, the following group.



Ar^c is selected from, for example, the following group.



Ar^b is selected from, for example, the following arylanthranil group.

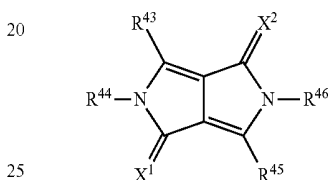


216

(In the formulae, R²⁹ to R⁴² each independently represent a hydrogen atom, a halogen atom, an alkyl group having 1 to 20 carbon atoms, an alkoxy group having 1 to 20 carbon atoms, an aryloxy group having 6 to 40 carbon atoms, an aryl group which has 6 to 40 carbon atoms and which may have a substituent, or a heteroaryl group having 3 to 40 carbon atoms, and Ar^d represents an aryl group which has 6 to 40 carbon atoms and which may have a substituent, or a heteroaryl group having 3 to 40 carbon atoms.)

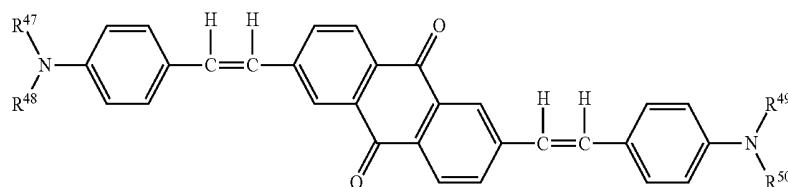
In addition, a nitrogen-containing heterocyclic derivative in which R²⁹ to R³⁶ in Ar^b represented by the above formula each represent a hydrogen atom is preferable.

In addition to the foregoing, the following compound (see JP 09-3448 A) is also suitably used.

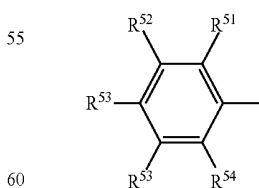


(In the formula, R⁴³ to R⁴⁶ each independently represent a hydrogen atom, a substituted or unsubstituted aliphatic group, a substituted or unsubstituted alicyclic group, a substituted or unsubstituted carbocyclic aromatic ring group, or a substituted or unsubstituted heterocyclic group, and X¹ and X² each independently represent an oxygen atom, a sulfur atom, or a dicyanomethylene group.)

In addition to the foregoing, the following compound (see JP 2000-173774 A) is also suitably used.



In the formula, R⁴⁷, R⁴⁸, R⁴⁹, and R⁵⁰ represent groups identical to or different from one another, and each represent an aryl group represented by the following formula.

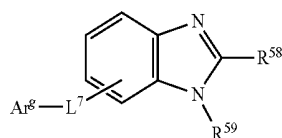
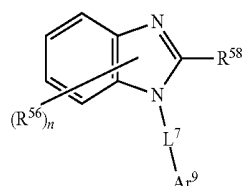
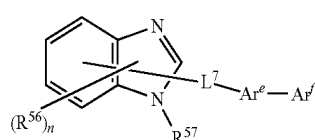


(In the formula, R⁵¹, R⁵², R⁵³, R⁵⁴, and R⁵⁵ represent groups identical to or different from one another, and each may represent a hydrogen atom, or at least one of them may represent a saturated or unsaturated alkoxy, alkyl, amino, or alkylamino group.)

217

Further, a polymer compound containing the nitrogen-containing heterocyclic group or nitrogen-containing heterocyclic derivative is also permitted.

In addition, the electron transporting layer preferably contains at least one of the nitrogen-containing heterocyclic derivatives represented by the following general formulae (201) to (203).



In the formulae (201) to (203), R^{56} represents a hydrogen atom, an aryl group which has 6 to 60 carbon atoms and which may have a substituent, a pyridyl group which may have a substituent, a quinolyl group which may have a substituent, an alkyl group which has 1 to 20 carbon atoms and which may have a substituent, or an alkoxy group which has 1 to 20 carbon atoms and which may have a substituent, n represents an integer of 0 to 4, R^{57} represents an aryl group which has 6 to 60 carbon atoms and which may have a substituent, a pyridyl group which may have a substituent, a quinolyl group which may have a substituent, an alkyl group which has 1 to 20 carbon atoms and which may have a substituent, or an alkoxy group having 1 to 20 carbon atoms, R^{58} and R^{59} each independently represent a hydrogen atom, an aryl group which has 6 to 60 carbon atoms and which may have a substituent, a pyridyl group which may have a substituent, a quinolyl group which may have a substituent, an alkyl group which has 1 to 20 carbon atoms and which may have a substituent, or an alkoxy group which has 1 to 20 carbon atoms and which may have a substituent, L^7 represents a single bond, an arylene group which has 6 to 60 carbon atoms and which may have a substituent, a pyridinylene group which may have a substituent, a quinolinyne group which may have a substituent, or a fluorenylene group which may have a substituent, Ar^e represents an arylene group which has 6 to 60 carbon atoms and which may have a substituent, a pyridinylene group which may have a substituent, or a quinolinyne group which may have a substituent, and Ar^f represents a hydrogen atom, an aryl group which has 6 to 60 carbon atoms and which may have a substituent, a pyridyl group which may have a substituent, a quinolyl group which may have a substituent, an alkyl group which has 1 to 20 carbon atoms and which may have a substituent, or an alkoxy group which has 1 to 20 carbon atoms and which may have a substituent.

In the formulae, Ar^g represents an aryl group which has 6 to 60 carbon atoms and which may have a substituent, a pyridyl

218

group which may have a substituent, a quinolyl group which may have a substituent, an alkyl group which has 1 to 20 carbon atoms and which may have a substituent, an alkoxy group which has 1 to 20 carbon atoms and which may have a substituent, or a group represented by $-Ar^e-Ar^f$ (Ar^e and Ar^f each have the same meaning as that described above).

It should be noted that, in the formulae (201) to (203), R^{56} represents a hydrogen atom, an aryl group which has 6 to 60 carbon atoms and which may have a substituent, a pyridyl group which may have a substituent, a quinolyl group which may have a substituent, an alkyl group which has 1 to 20 carbon atoms and which may have a substituent, or an alkoxy group which has 1 to 20 carbon atoms and which may have a substituent.

The aryl group which has 6 to 60 carbon atoms is preferably an aryl group having 6 to 40 carbon atoms, or more preferably an aryl group having 6 to 20 carbon atoms, and specific examples of such groups include a phenyl group, a naphthyl group, an anthryl group, a phenanthryl group, a naphthacenyl group, a chrysenyl group, a pyrenyl group, a biphenyl group, a terphenyl group, a tolyl group, a t-butylphenyl group, a (2-phenylpropyl)phenyl group, a fluoranthenyl group, a fluorenyl group, a monovalent group composed of spirobifluorene, a perfluorophenyl group, a perfluoronaphthyl group, a perfluoroanthryl group, a perfluorobiphenyl group, a monovalent group composed of 9-phenylanthracene, a monovalent group composed of 9-(1'-naphthyl)anthracene, a monovalent group composed of 9-(2'-naphthyl)anthracene, a monovalent group composed of 6-phenylchrysene, and a monovalent group composed of 9-[4-(diphenylamino)phenyl]anthracene; a phenyl group, a naphthyl group, a biphenyl group, a terphenyl group, a 9-(10-phenyl)anthryl group, a 9-[10-(1'-naphthyl)]anthryl group, a 9-[10-(2'-naphthyl)]anthryl group, or the like is preferable.

The alkyl group which has 1 to 20 carbon atoms is preferably an alkyl group having 1 to 6 carbon atoms, and specific examples of such group include a methyl group, an ethyl group, a propyl group, a butyl group, a pentyl group, a hexyl group, and a haloalkyl group such as a trifluoromethyl group. An alkyl group having 3 or more carbon atoms may be linear, cyclic, or branched.

The alkoxy group which has 1 to 20 carbon atoms is preferably an alkoxy group having 1 to 6 carbon atoms, and specific examples of such group include a methoxy group, an ethoxy group, a propoxy group, a butoxy group, a pentyloxy group, and a hexyloxy group. An alkoxy group having 3 or more carbon atoms may be linear, cyclic, or branched.

Examples of the substituent of each group represented by R^{56} include a halogen atom, an alkyl group which has 1 to 20 carbon atoms and which may have a substituent, an alkoxy group which has 1 to 20 carbon atoms and which may have a substituent, an aryloxy group which has 6 to 40 carbon atoms and which may have a substituent, an aryl group which has 6 to 40 carbon atoms and which may have a substituent, or a heteroaryl group which has 3 to 40 carbon atoms and which may have a substituent.

Examples of the halogen atom include fluorine, chlorine, bromine, and iodine.

Examples of the alkyl group which has 1 to 20 carbon atoms, the alkoxy group which has 1 to 20 carbon atoms, and the aryl group which has 6 to 40 carbon atoms include the same examples as those described above.

Examples of the aryloxy group which has 6 to 40 carbon atoms include a phenoxy group and a biphenyloxy group.

Examples of the heteroaryl group which has 3 to 40 carbon atoms include a pyrrolyl group, a furyl group, a thienyl group, a silolyl group, a pyridyl group, a quinolyl group, an iso-

219

quinolyl group, a benzofuryl group, an imidazolyl group, a pyrimidyl group, a carbazolyl group, a selenophenyl group, an oxadiazolyl group, and a triazolyl group.

n represents an integer of 0 to 4, or preferably 0 to 2.

In the formula (201), R^{57} represents an aryl group which has 6 to 60 carbon atoms and which may have a substituent, a pyridyl group which may have a substituent, a quinolyl group which may have a substituent, an alkyl group which has 1 to 20 carbon atoms and which may have a substituent, or an alkoxy group having 1 to 20 carbon atoms.

Specific examples of the respective groups, and preferable carbon numbers and preferable substituents of those groups are the same as those described for R^{56} .

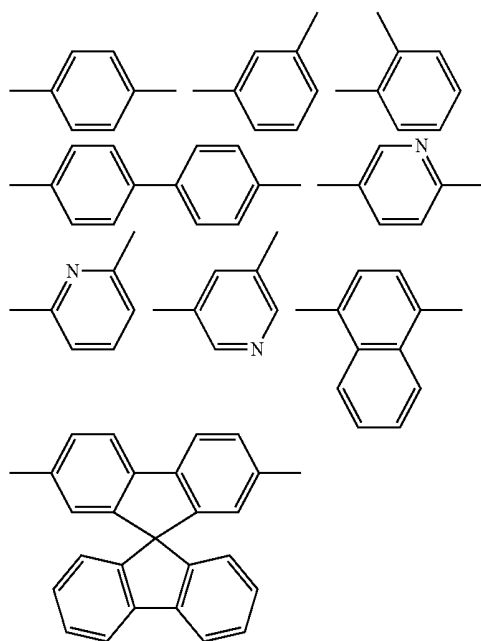
In the formulae (202) and (203), R^{58} and R^{59} each independently represent a hydrogen atom, an aryl group which has 6 to 60 carbon atoms and which may have a substituent, a pyridyl group which may have a substituent, a quinolyl group which may have a substituent, an alkyl group which has 1 to 20 carbon atoms and which may have a substituent, or an alkoxy group which has 1 to 20 carbon atoms and which may have a substituent.

Specific examples of the respective groups, and preferable carbon numbers and preferable substituents of those groups are the same as those described for R^{56} .

In the formulae (201) to (203), L^7 represents a single bond, an arylene group which has 6 to 60 carbon atoms and which may have a substituent, a pyridinylene group which may have a substituent, a quinolinylenylene group which may have a substituent, or a fluorenylene group which may have a substituent.

The arylene group which has 6 to 60 carbon atoms is preferably an arylene group having 6 to 40 carbon atoms, or more preferably an arylene group having 6 to 20 carbon atoms, and specific examples of such groups include divalent groups each formed by removing one hydrogen atom from the aryl group described for R^{56} . Examples of the substituent of each group represented by L^7 include the same examples as those described for R^{56} .

In addition, L^7 preferably represents a group selected from the group consisting of the following groups.

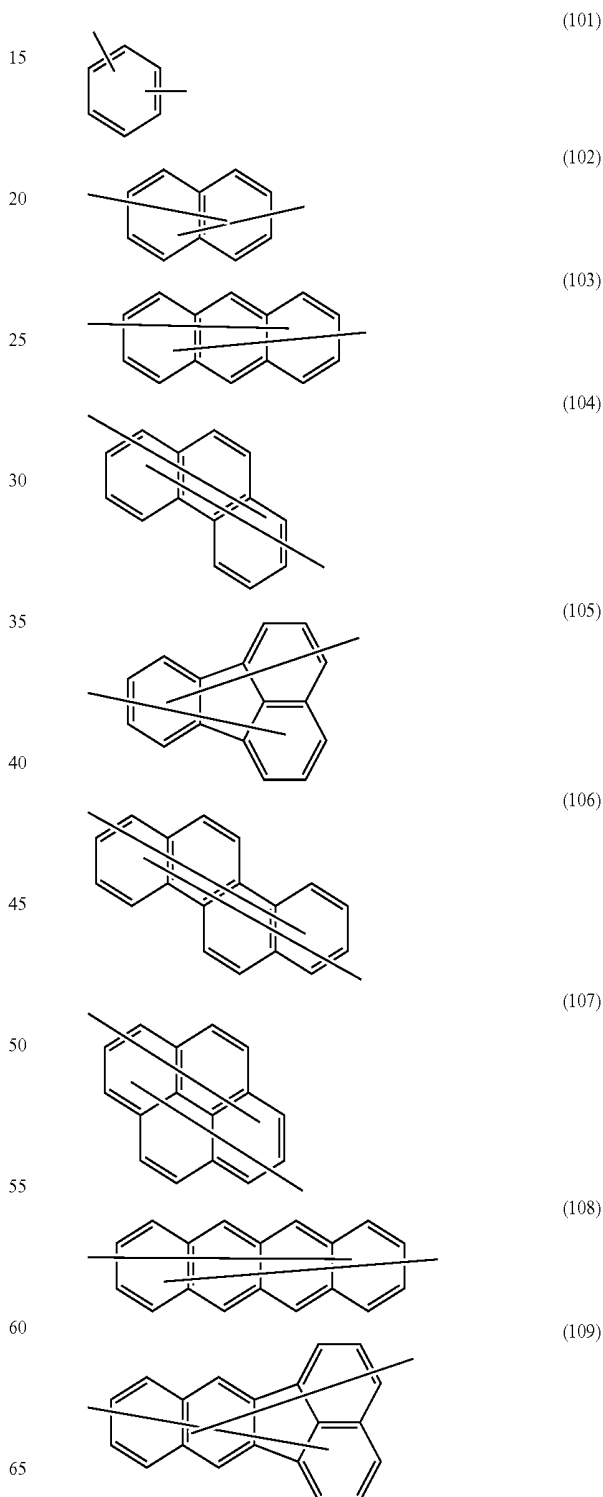


220

In the formula (201), Ar^e represents an arylene group which has 6 to 60 carbon atoms and which may have a substituent, a pyridinylene group which may have a substituent, or a quinolinylenylene group which may have a substituent.

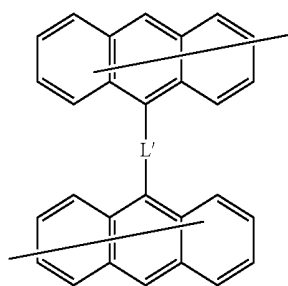
5 Examples of the substituents of the respective groups represented by Ar^e and Ar^e include the same examples as those described for R^{56} .

10 In addition, Ar^e preferably represents a group selected from fused ring groups represented by the following formulae (101) to (110).



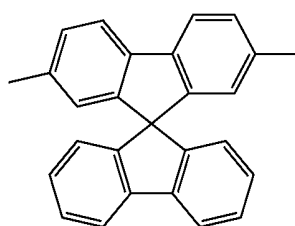
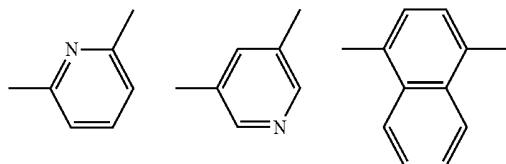
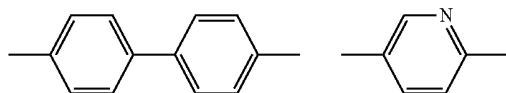
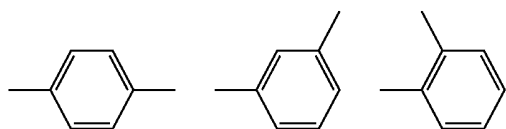
221

-continued



In the formulae (101) to (110), each fused ring may be bonded with a bonding group composed of a halogen atom, an alkyl group which has 1 to 20 carbon atoms and which may have a substituent, an alkoxy group which has 1 to 20 carbon atoms and which may have a substituent, an aryloxy group which has 6 to 40 carbon atoms and which may have a substituent, an aryl group which has 6 to 40 carbon atoms and which may have a substituent, or a heteroaryl group which has 3 to 40 carbon atoms and which may have a substituent, and, when multiple bonding groups of this kind are present, the bonding groups may be identical to or different from each other. Specific examples of the respective groups include the same examples as those described above.

In the formula (110), L' represents a single bond or a group selected from the group consisting of the following groups.



The formula (103) represented by Ar^e is preferably a fused ring group represented by the following formulae (111) to (125).

222

(110)

5

10

15

20

25

30

35

40

45

50

55

60

(111)

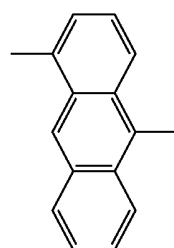
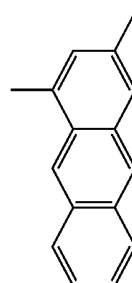
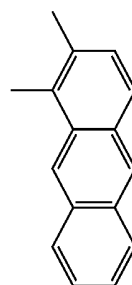
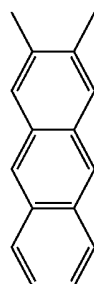
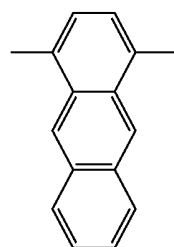
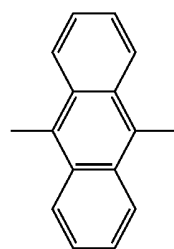
(112)

(113)

(114)

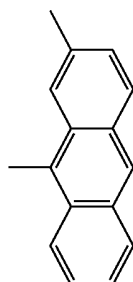
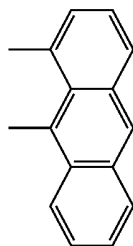
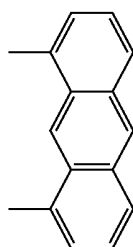
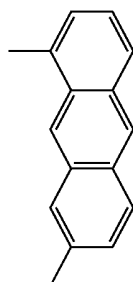
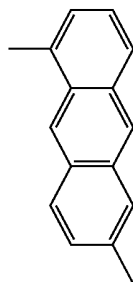
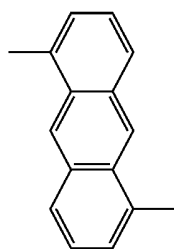
(115)

(116)



223

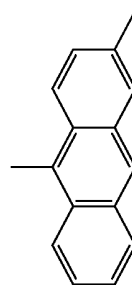
-continued

**224**

-continued

(117)

5



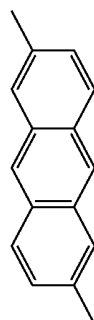
(123)

(118)

10

(119)

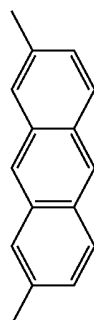
25



(124)

(120)

35



(125)

In the formulae (111) to (125), each fused ring may be bonded with a bonding group composed of a halogen atom, an alkyl group which has 1 to 20 carbon atoms and which may have a substituent, an alkoxy group which has 1 to 20 carbon atoms and which may have a substituent, an aryloxy group which has 6 to 40 carbon atoms and which may have a substituent, an aryl group which has 6 to 40 carbon atoms and which may have a substituent, or a heteroaryl group which has 3 to 40 carbon atoms and which may have a substituent, and, when multiple bonding groups of this kind are present, the bonding groups may be identical to or different from each other. Specific examples of the respective groups include the same examples as those described above.

In the formula (201), Ar^f represents a hydrogen atom, an aryl group which has 6 to 60 carbon atoms and which may have a substituent, a pyridyl group which may have a substituent, a quinolyl group which may have a substituent, an alkyl group which has 1 to 20 carbon atoms and which may have a substituent, or an alkoxy group which has 1 to 20 carbon atoms and which may have a substituent.

Specific examples of the respective groups, and preferable carbon numbers and preferable substituents of those groups are the same as those described for R⁵⁶.

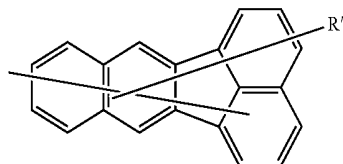
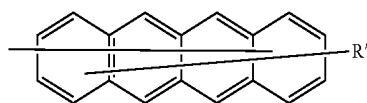
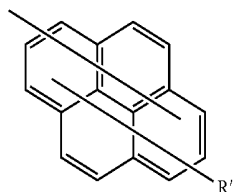
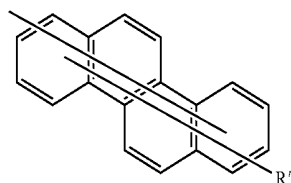
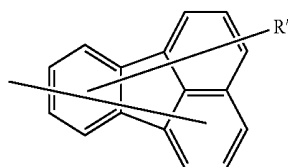
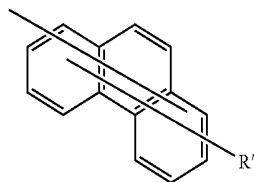
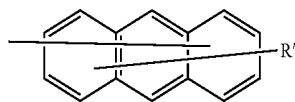
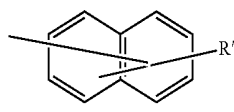
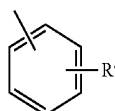
In the formulae (202) and (203), Ar^g represents an aryl group which has 6 to 60 carbon atoms and which may have a substituent, a pyridyl group which may have a substituent, a quinolyl group which may have a substituent, an alkyl group which has 1 to 20 carbon atoms and which may have a substituent, an alkoxy group which has 1 to 20 carbon atoms

225

and which may have a substituent, or a group represented by $-\text{Ar}^e-\text{Ar}^f$ (Ar^e and Ar^f each have the same meaning as that described above).

Specific examples of the respective groups, and preferable carbon numbers and preferable substituents of those groups are the same as those described for R^{56} .

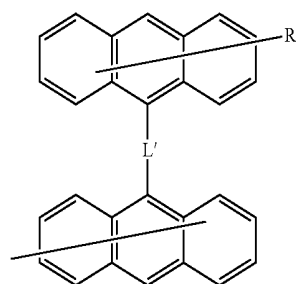
In addition, Ar^g preferably represents a group selected from fused ring groups represented by the following formulae (126) to (135).



226

-continued

(135)



(126)

(127)

(128)

(129)

(130)

(131)

(132)

(133)

(134)

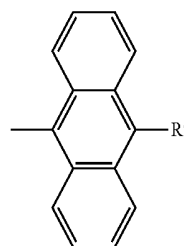
In the formulae (126) to (135), each fused ring may be bonded with a bonding group composed of a halogen atom, an alkyl group which has 1 to 20 carbon atoms and which may have a substituent, an alkoxy group which has 1 to 20 carbon atoms and which may have a substituent, an aryloxy group which has 6 to 40 carbon atoms and which may have a substituent, an aryl group which has 6 to 40 carbon atoms and which may have a substituent, or a heteroaryl group which has 3 to 40 carbon atoms and which may have a substituent, and, when multiple bonding groups of this kind are present, the bonding groups may be identical to or different from each other. Specific examples of the respective groups include the same examples as those described above.

In the formula (135), L' is the same as that described above.

In the formulae (126) to (135), R' represents a hydrogen atom, an alkyl group which has 1 to 20 carbon atoms and which may have a substituent, an aryl group which has 6 to 40 carbon atoms and which may have a substituent, or a heteroaryl group which has 3 to 40 carbon atoms and which may have a substituent. Specific examples of the respective groups include the same examples as those described above.

The general formula (128) represented by Ar^g is preferably a fused ring group represented by the following formulae (136) to (158).

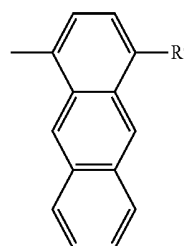
(136)



55

(137)

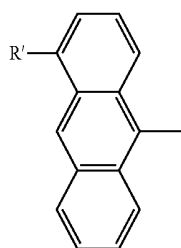
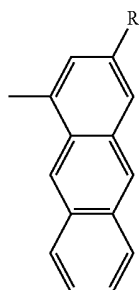
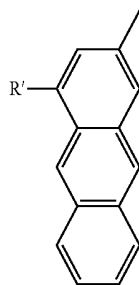
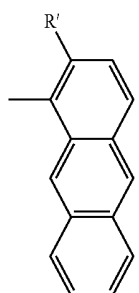
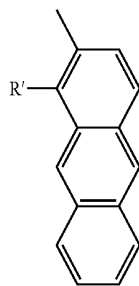
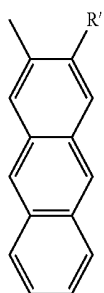
(137)



65

227

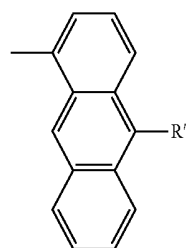
-continued

**228**

-continued

(138)

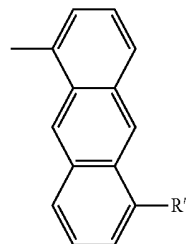
5



10

(139)

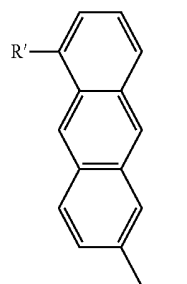
15



20

(140)

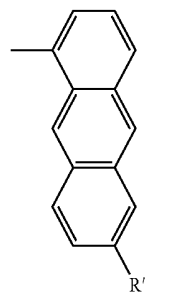
25



30

(141)

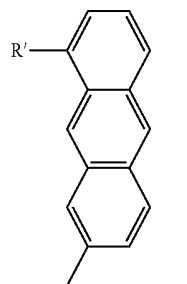
35



40

(142)

45

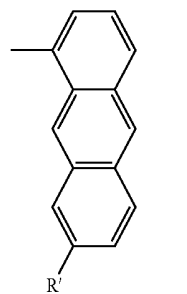


50

55

(143)

60



65

(144)

(145)

(146)

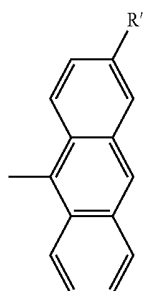
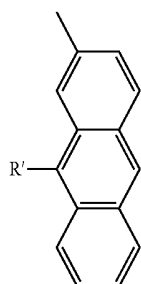
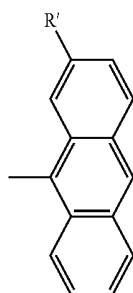
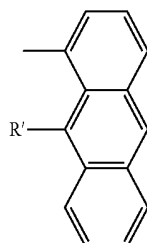
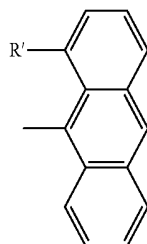
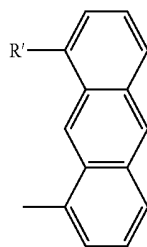
(147)

(148)

(149)

229

-continued

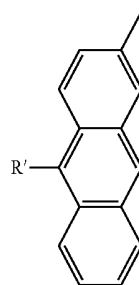


230

-continued

(150)

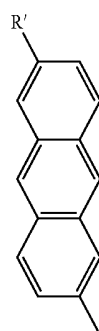
5



10

(151)

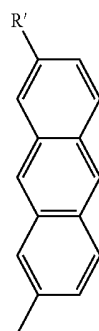
15



20

(152)

25



30

(153)

35

40

(154)

45

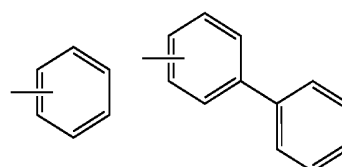
50

(155) 55

In the formulae (136) to (158), each fused ring may be bonded with a bonding group composed of a halogen atom, an alkyl group which has 1 to 20 carbon atoms and which may have a substituent, an alkoxy group which has 1 to 20 carbon atoms and which may have a substituent, an aryloxy group which has 6 to 40 carbon atoms and which may have a substituent, an aryl group which has 6 to 40 carbon atoms and which may have a substituent, or a heteroaryl group which has 3 to 40 carbon atoms and which may have a substituent, and, when multiple bonding groups of this kind are present, the bonding groups may be identical to or different from each other. Specific examples of the respective groups include the same examples as those described above. R' is the same as that described above.

In addition, it is preferred that Ar^f and Ar^g each independently represent a group selected from the group consisting of the following groups.

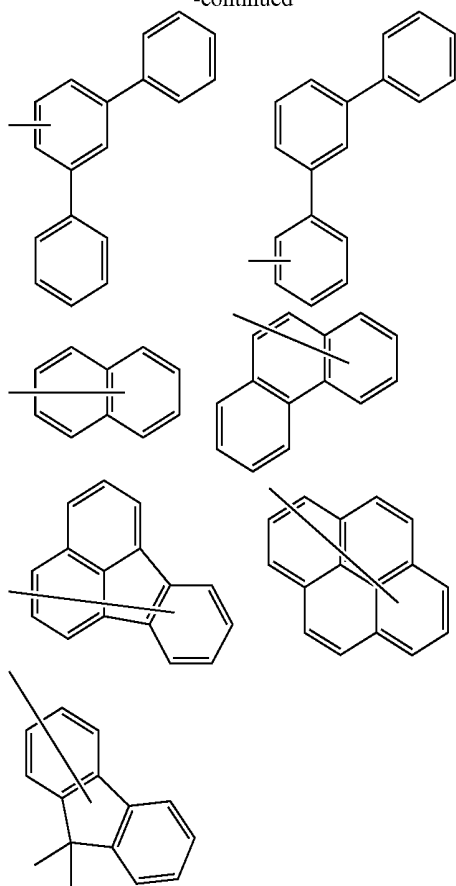
60



65

231

-continued



232

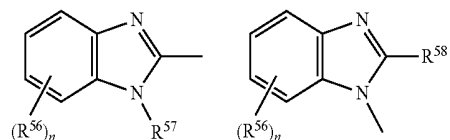
Specific examples of the nitrogen-containing heterocyclic derivatives represented by the formulae (201) to (203) of the present invention are shown below. However, the present invention is not limited to these exemplified compounds.

5

It should be noted that HAr in the following tables represent any one of the following parts in the formulae (201) to (203).

10

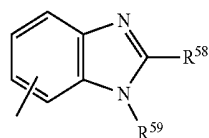
15

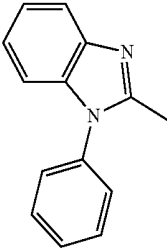
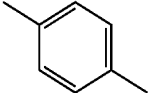
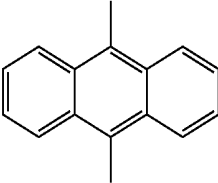
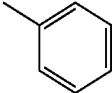
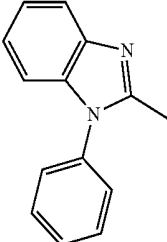
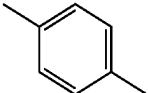
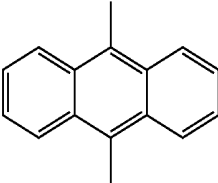
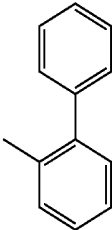


20

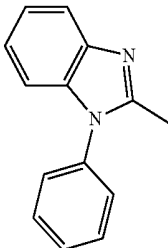
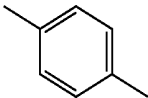
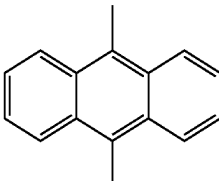
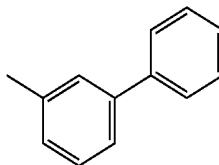
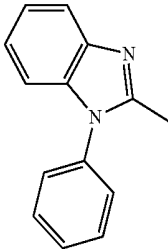
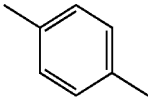
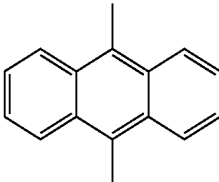
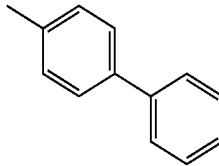
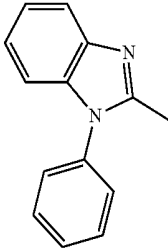
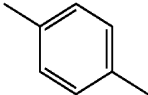
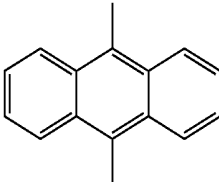
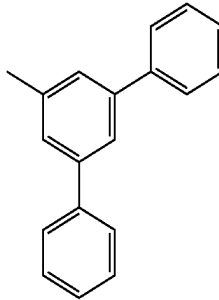
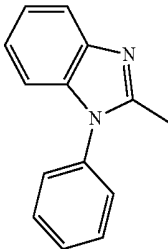
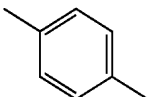
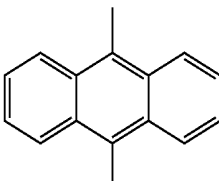
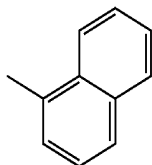
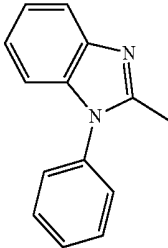
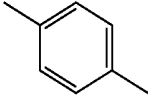
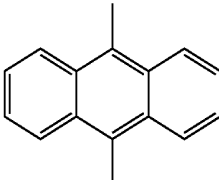
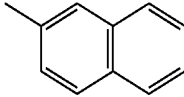
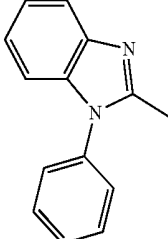
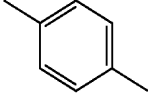
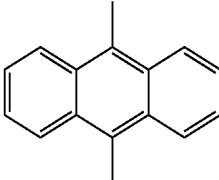
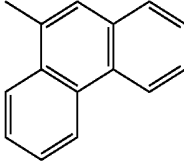
25

30

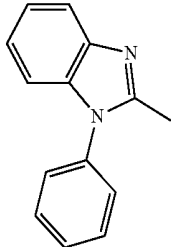
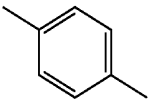
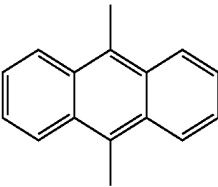
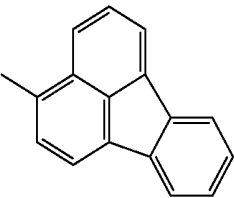
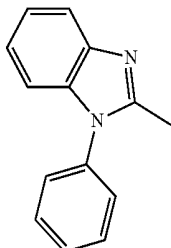
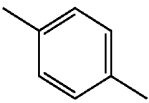
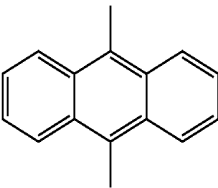
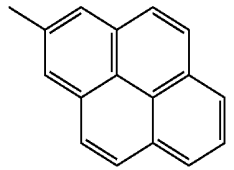
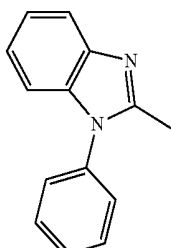
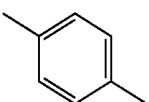
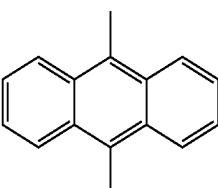
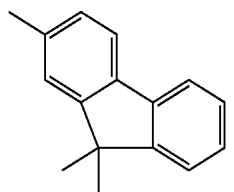
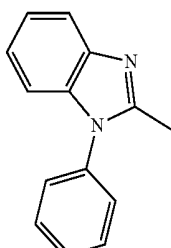
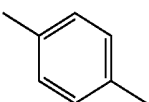
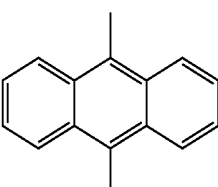
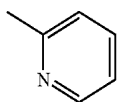
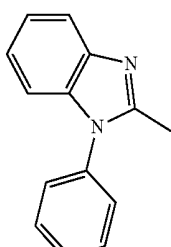
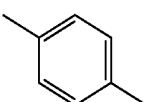
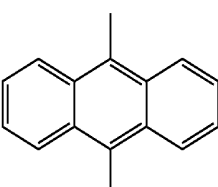
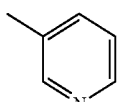
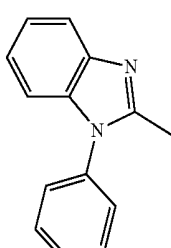
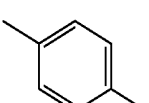
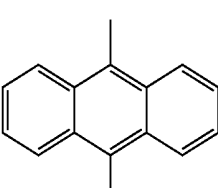
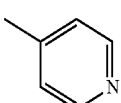


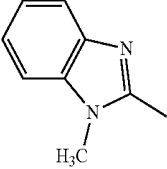
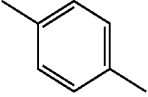
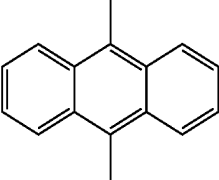
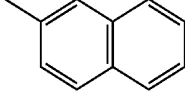
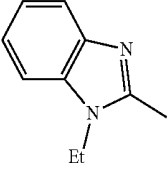
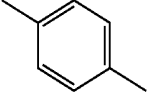
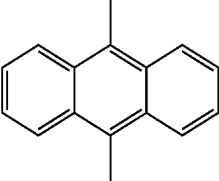
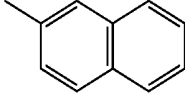
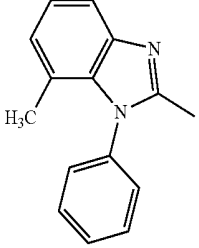
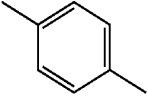
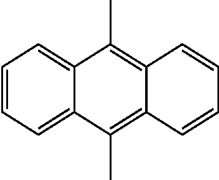
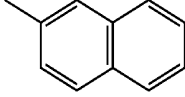
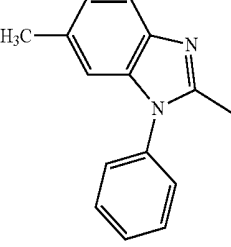
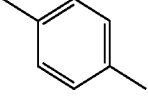
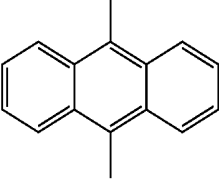
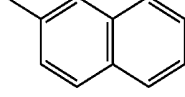
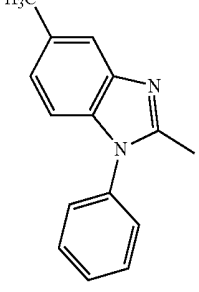
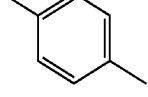
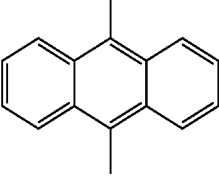
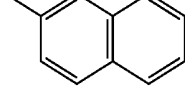
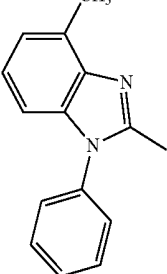
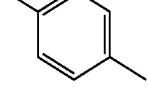
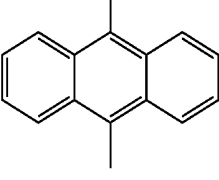
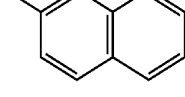
HAr—L ⁷ —Ar ^e —Ar ^f				
	HAr	L ⁷	Ar ^e	Ar ^f
1-1				
2				

-continued

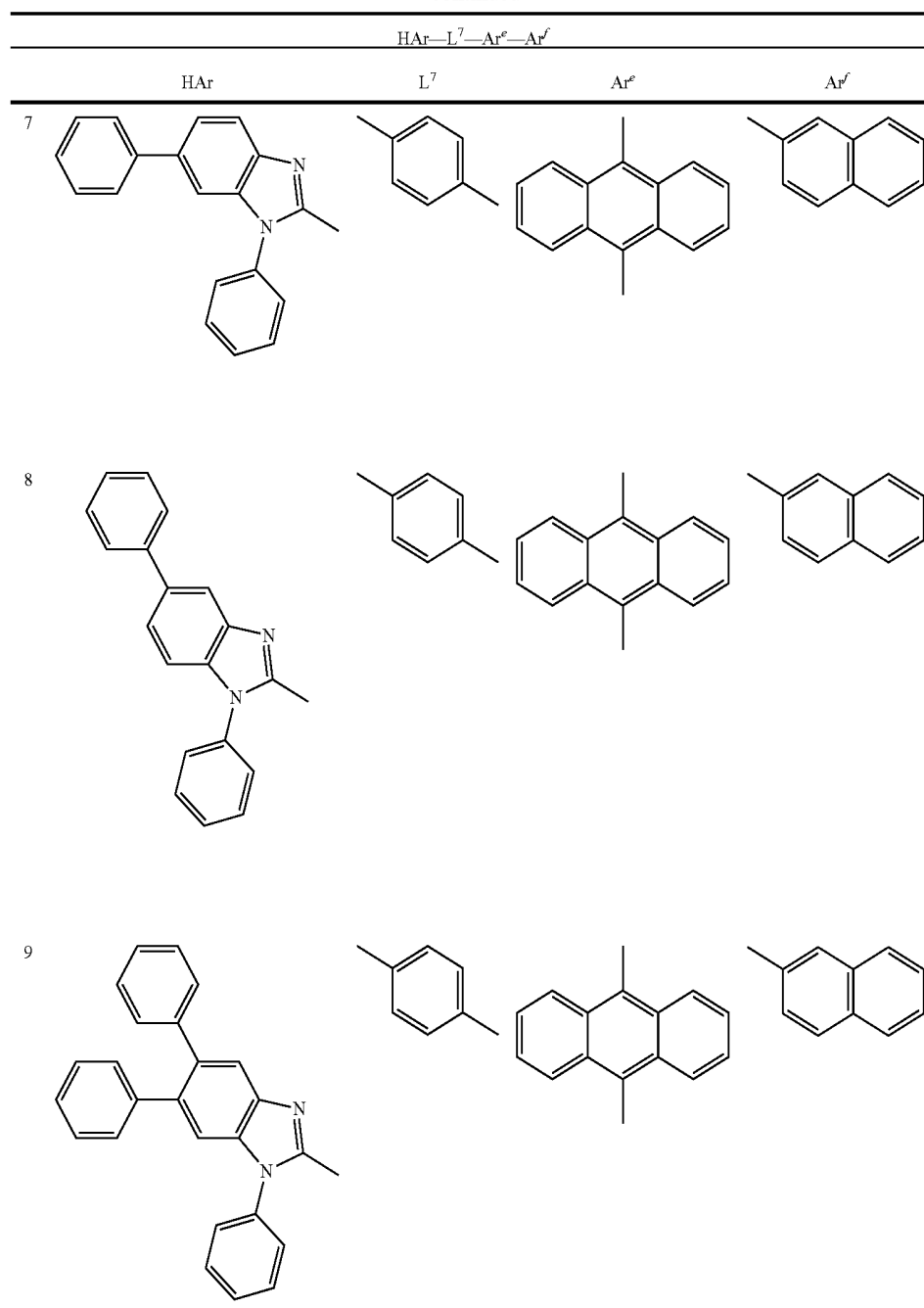
HAr—L ⁷ —Ar ^e —Ar ^f				
	HAr	L ⁷	Ar ^e	Ar ^f
3				
4				
5				
6				
7				
8				

-continued

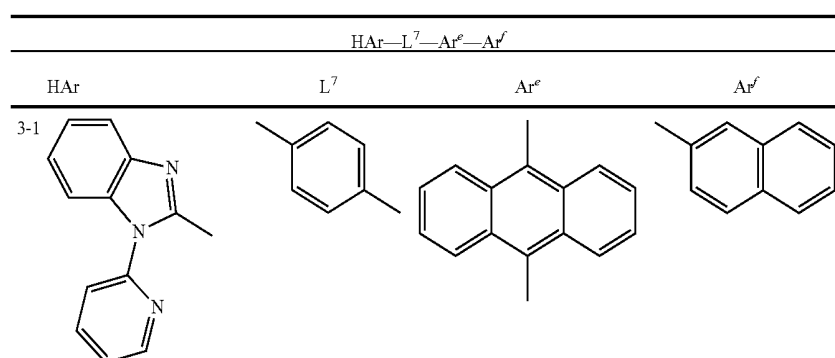
HAr—L ⁷ —Ar ^e —Ar ^f			
HAr	L ⁷	Ar ^e	Ar ^f
9 			
10 			
11 			
12 			
13 			
14 			

$\text{HAr}-\text{L}^7-\text{Ar}^e-\text{Ar}^f$			
HAr	L^7	Ar^e	Ar^f
2-1 			
2 			
3 			
4 			
5 			
6 			

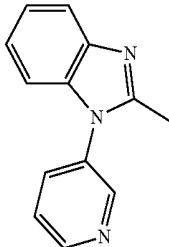
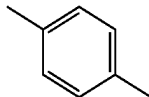
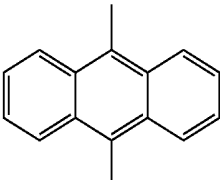
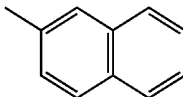
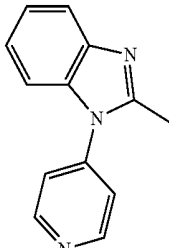
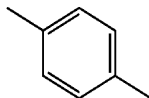
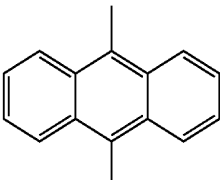
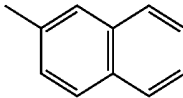
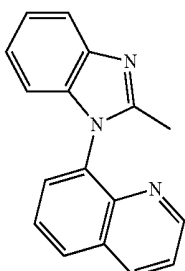
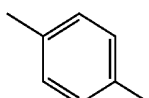
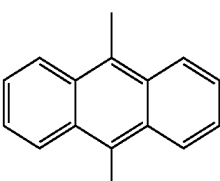
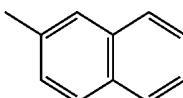
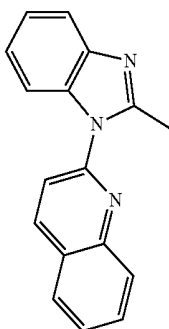
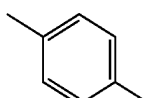
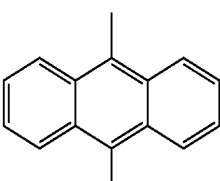
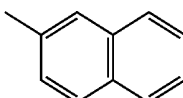
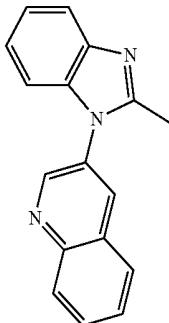
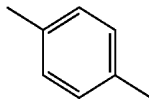
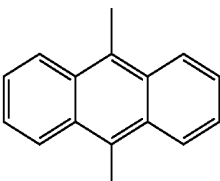
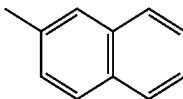
-continued

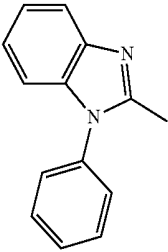

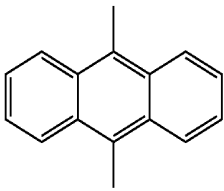
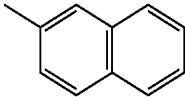
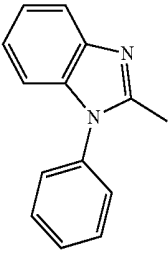
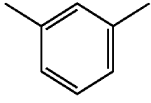
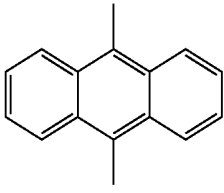
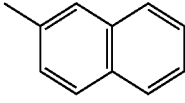
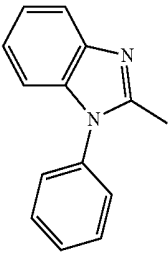
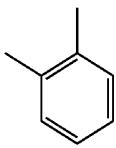
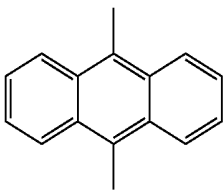
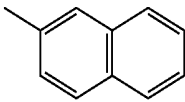
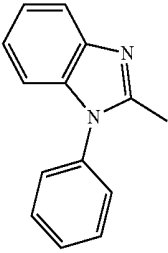
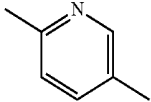
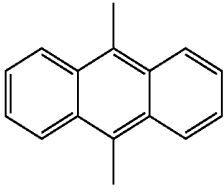
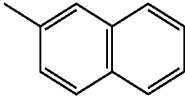
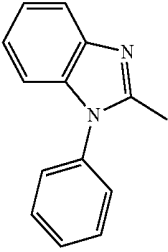
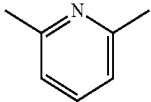
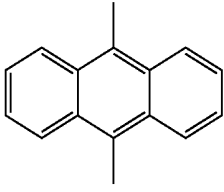
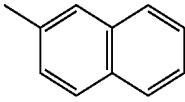
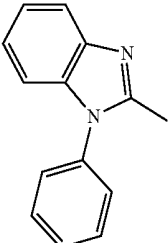
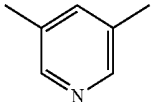
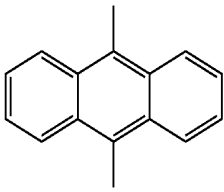
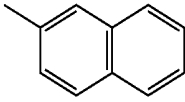


50

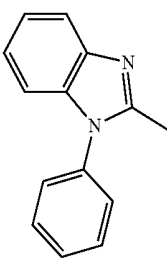
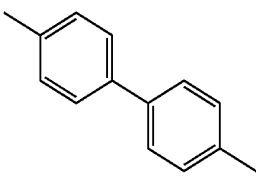
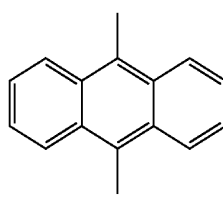
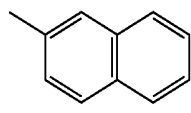
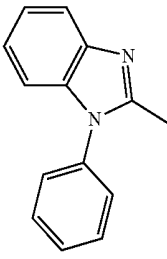
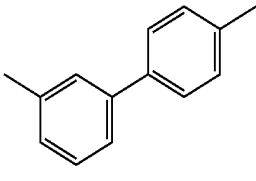
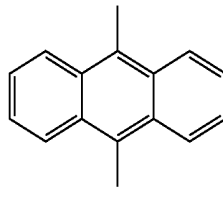
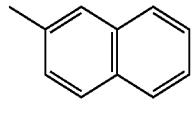
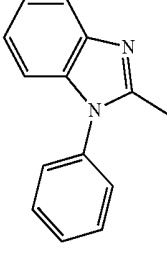
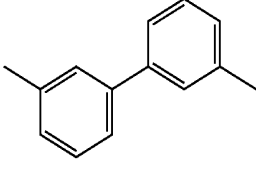
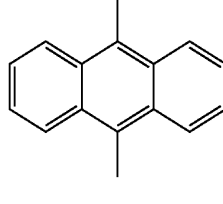
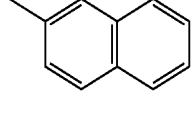
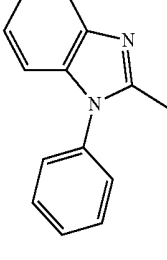
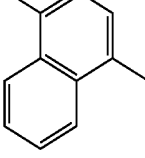
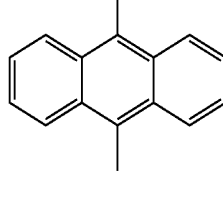
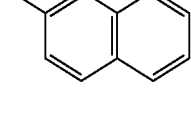
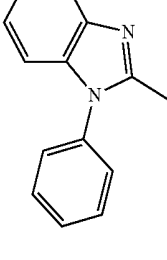
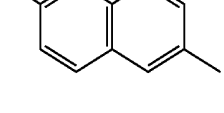
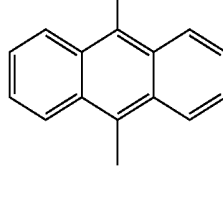
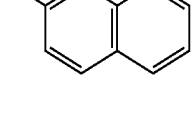
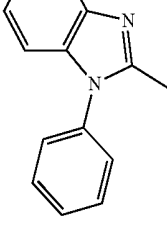
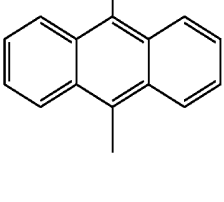
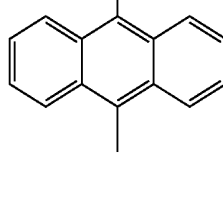
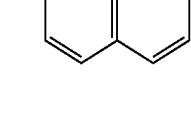


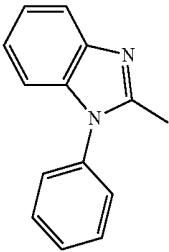
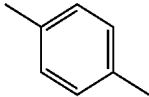
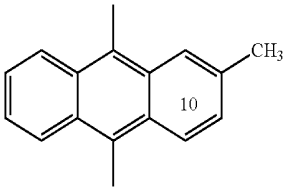
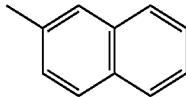
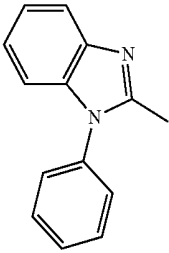
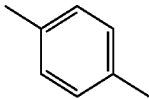
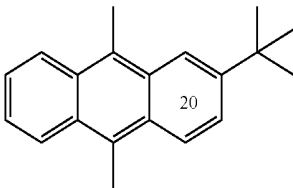
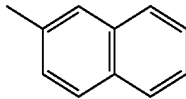
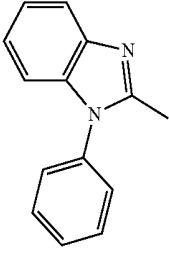
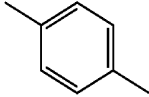
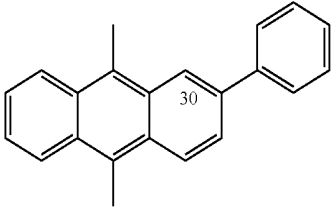
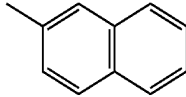
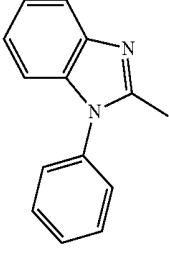
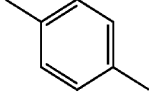
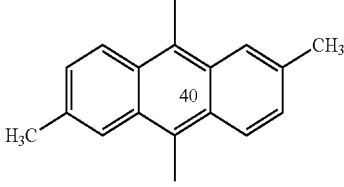
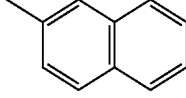
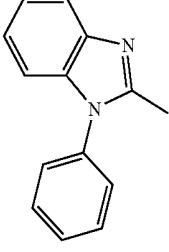
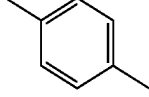
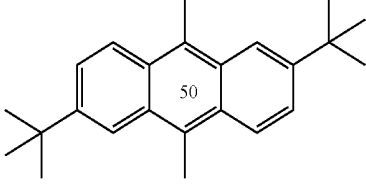
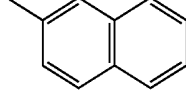
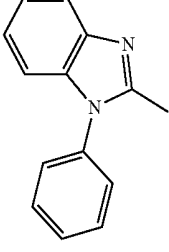
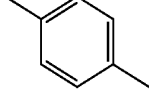
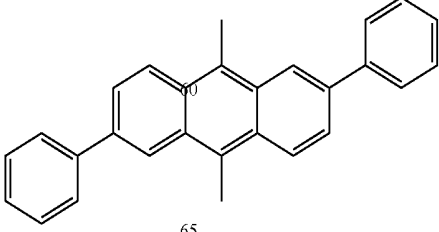
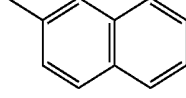
-continued

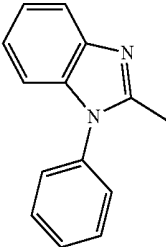
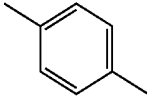
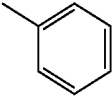
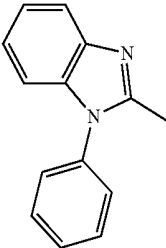
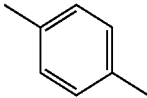
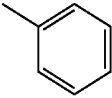
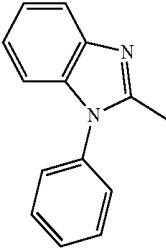
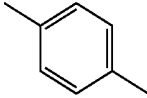
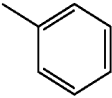
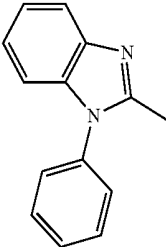
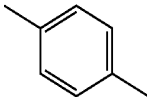
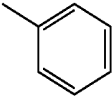
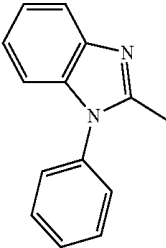
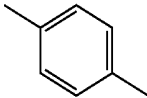
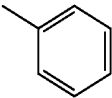
HAr—L ⁷ —Ar ^e —Ar ^f				
HAr	L ⁷	Ar ^e	Ar ^f	
2				
3				
4				
5				
6				

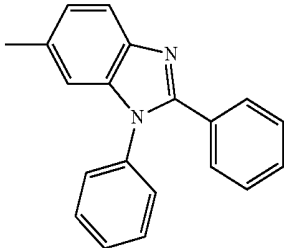
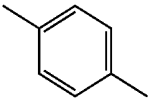
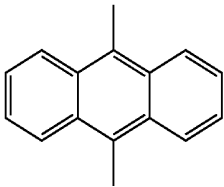
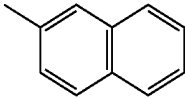
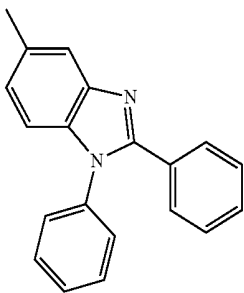
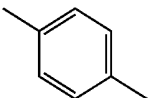
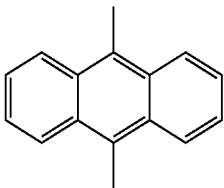
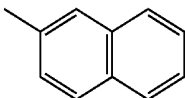
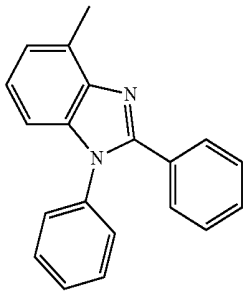
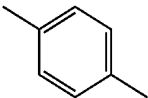
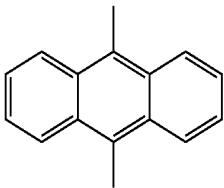
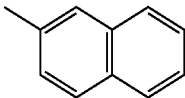
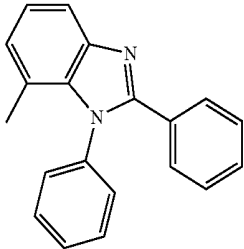
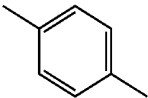
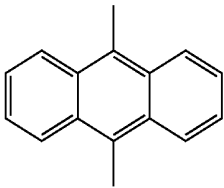
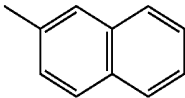
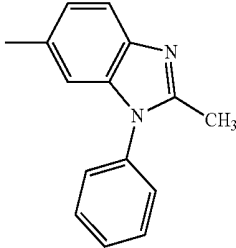
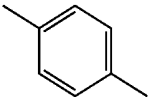
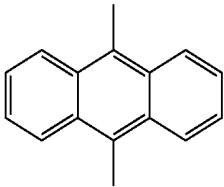
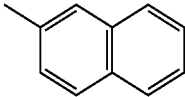
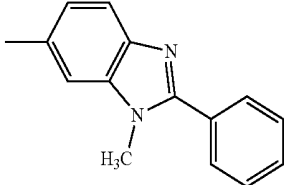
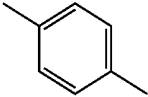
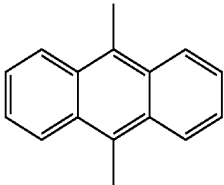
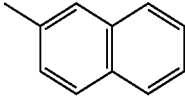
HAr—L ⁷ —Ar ^e —Ar ^f				
	HAr	L ⁷	Ar ^e	Ar ^f
4-1				
2				
3				
4				
5				
6				

-continued

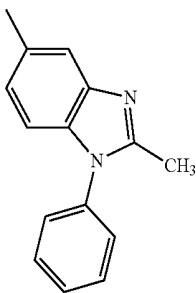
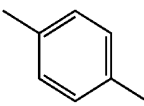
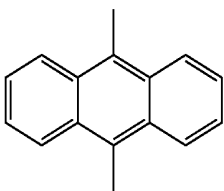
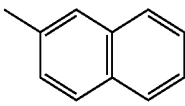
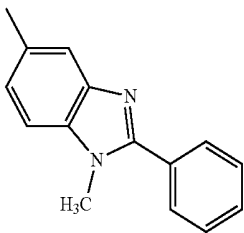
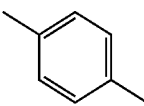
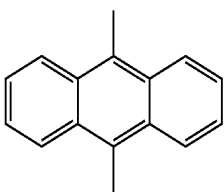
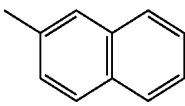
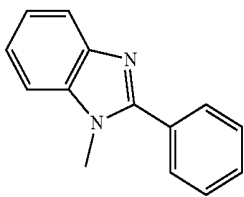
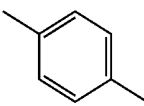
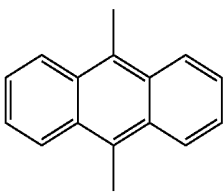
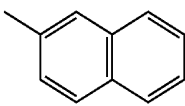
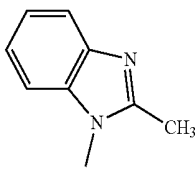
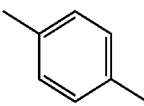
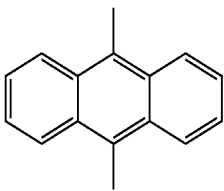
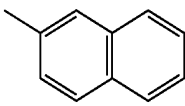
HAr—L ⁷ —Ar ^e —Ar ^f				
HAr	L ⁷	Ar ^e	Ar ^f	
7				
8				
9				
10				
11				
12				

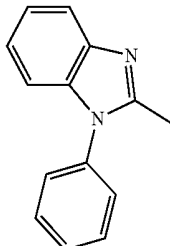
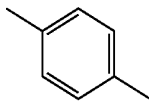
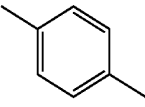
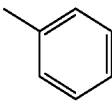
$\text{HAr}-\text{L}^7-\text{Ar}^e-\text{Ar}^f$				
HAr	L^7	Ar^e	5	Ar^f
5-1			 10	
			15	
2			 20	
			25	
3			 30	
			35	
4			 40	
			45	
5			 50	
			55	
6			 60	
			65	

HAr—L ⁷ —Ar ^e —Ar ^f			
HAr	L ⁷	Ar ^e	Ar ^f
6-1			
2			
3			
4			
5			

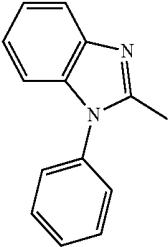
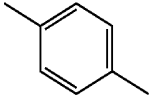
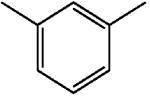
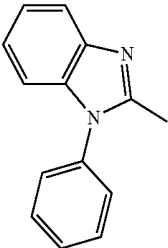
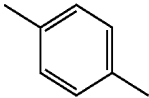
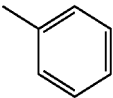
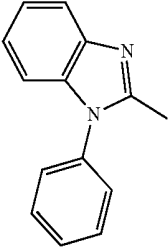
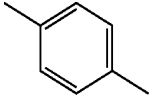
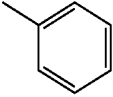
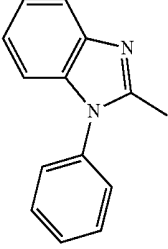
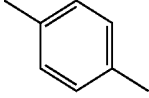
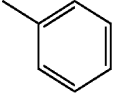
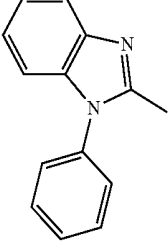
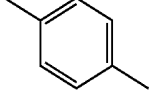
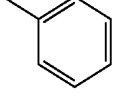
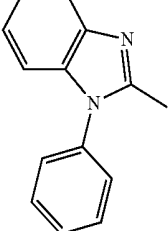
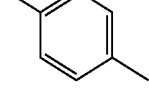

HAr—L ⁷ —Ar ^e —Ar ^f			
HAr	L ⁷	Ar ^e	Ar ^f
7-1 			
2 			
3 			
4 			
5 			
6 			

-continued

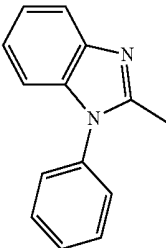
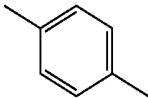
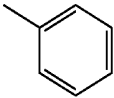
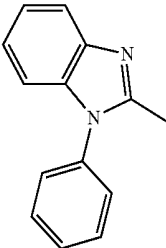
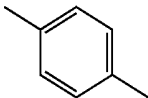
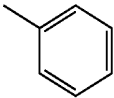
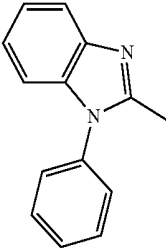
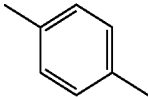
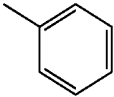
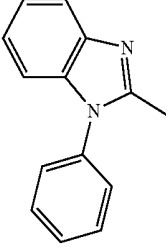
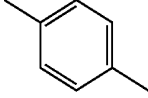

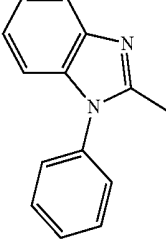
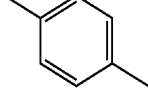
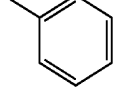
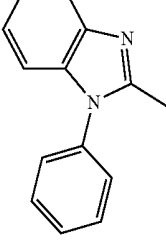
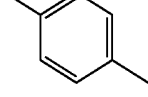
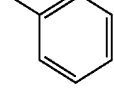
HAr—L ⁷ —Ar ^e —Ar ^f			
HAr	L ⁷	Ar ^e	Ar ^f
7 			
8 			
9 			
10 			

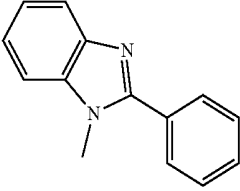
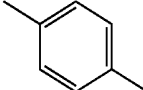
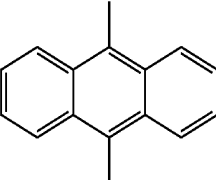
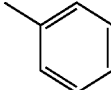
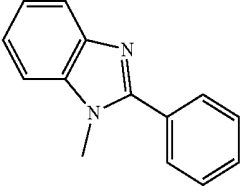
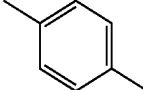
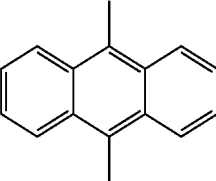
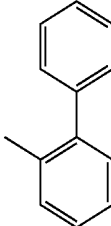
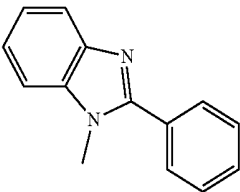
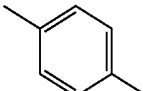
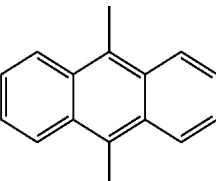
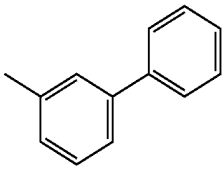
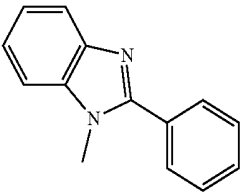
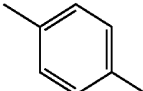
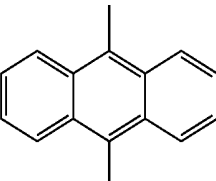
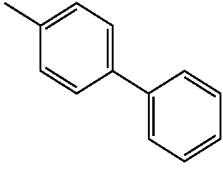
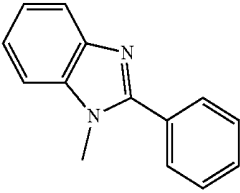
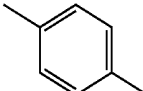
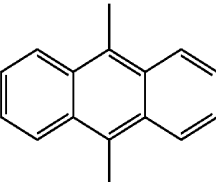
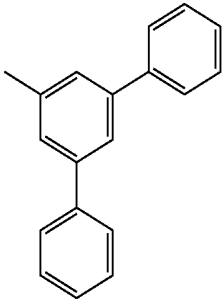
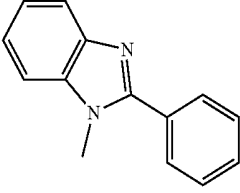
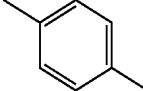
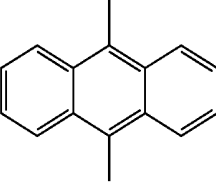
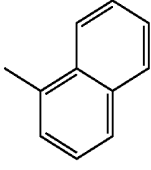
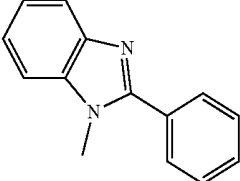
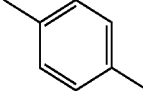
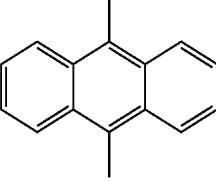
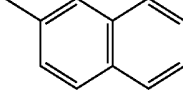
HAr—L ⁷ —Ar ^e —Ar ^f			
HAr	L ⁷	Ar ^e	Ar ^f
8-1 			

-continued

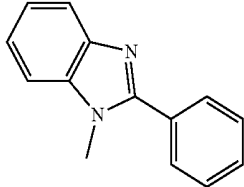
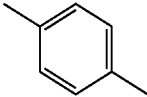
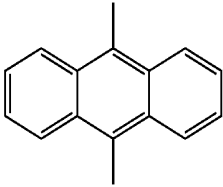
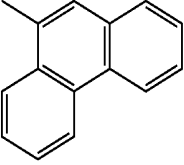
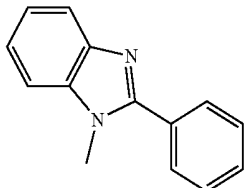
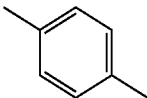
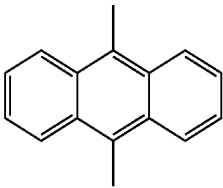
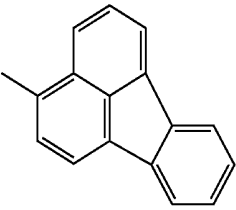
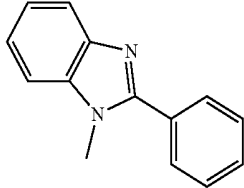
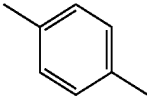
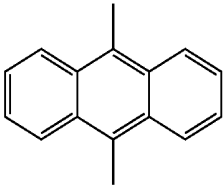
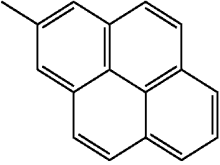
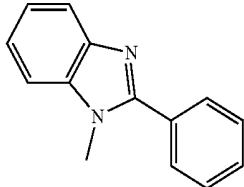
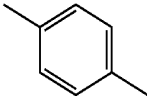
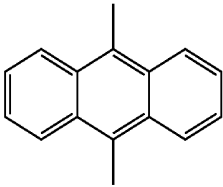
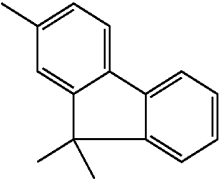
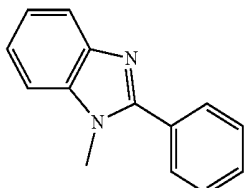
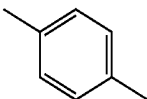
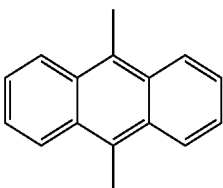
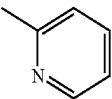
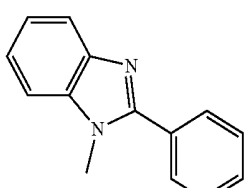
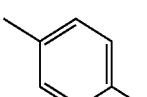
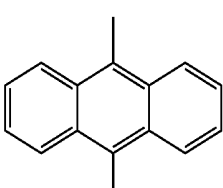
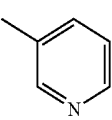
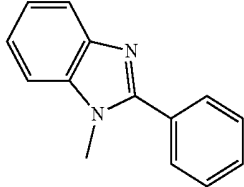
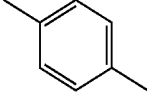
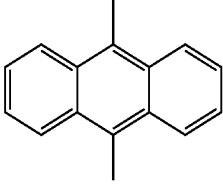
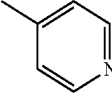
HAr—L ⁷ —Ar ^e —Ar ^f			
HAr	L ⁷	Ar ^e	Ar ^f
2			
3			
4			
5			
6			
7			

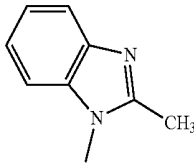
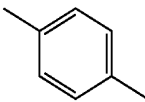
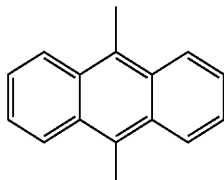
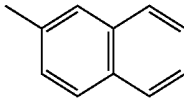
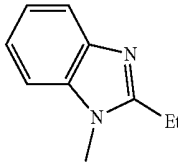
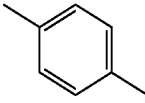
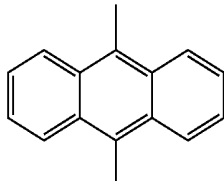
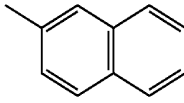
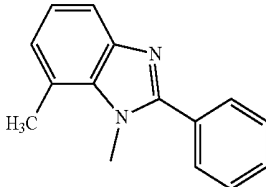
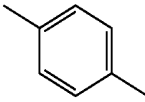
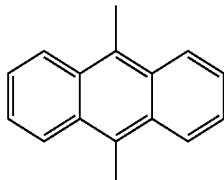
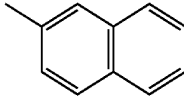
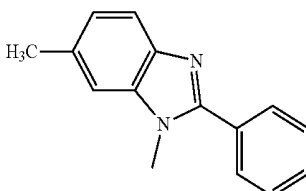
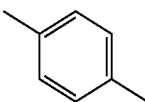
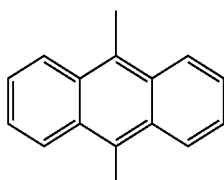
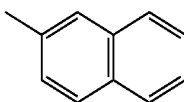
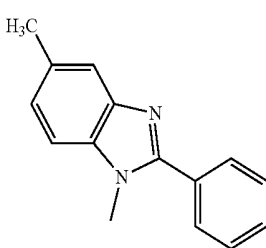
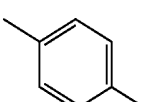
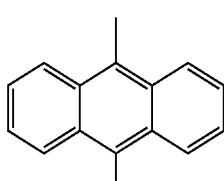
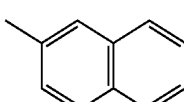
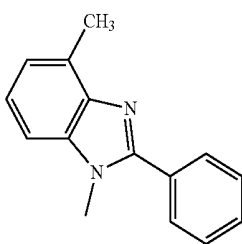
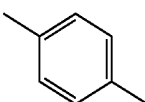
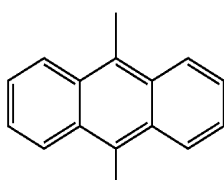
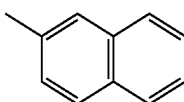
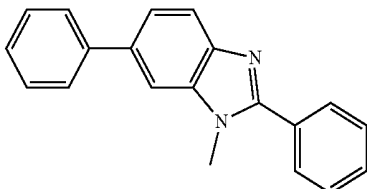
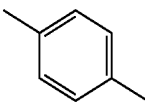
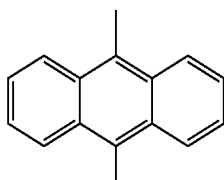
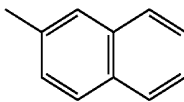
-continued

HAr—L ⁷ —Ar ^e —Ar ^f			
HAr	L ⁷	Ar ^e	Ar ^f
8			
9			
10			
11			
12			
13			

$\text{HAr}-\text{L}^7-\text{Ar}^e-\text{Ar}^f$				
	HAr	L^7	Ar^e	Ar^f
9-1				
2				
3				
4				
5				
6				
7				

-continued

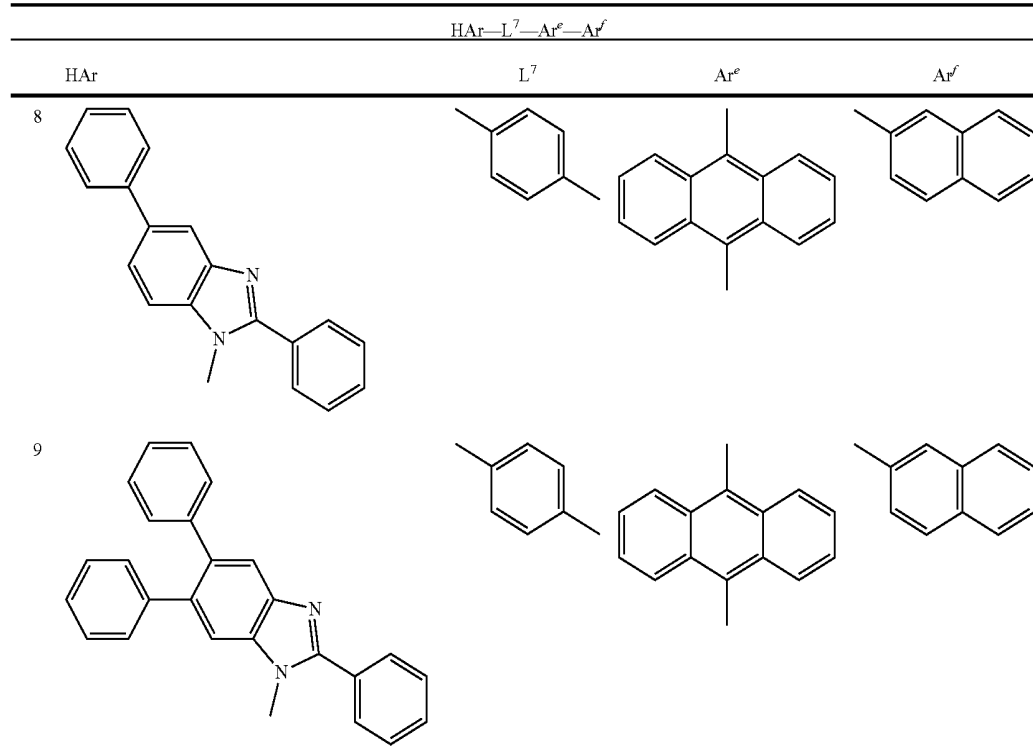
HAr—L ⁷ —Ar ^e —Ar ^f				
HAr	L ⁷	Ar ^e	Ar ^f	
8				
9				
10				
11				
12				
13				
14				

HAr—L ⁷ —Ar ^e —Ar ^f			
HAr	L ⁷	Ar ^e	Ar ^f
10-1 			
2 			
3 			
4 			
5 			
6 			
7 			

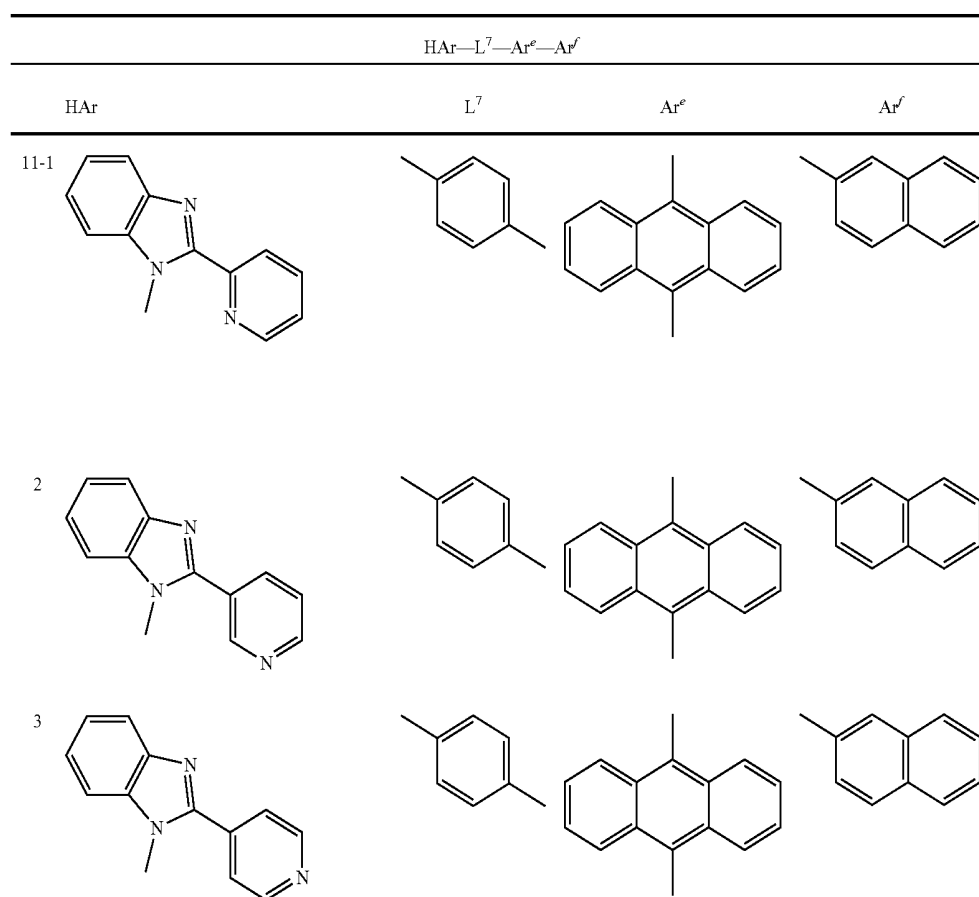
265

266

-continued



30



-continued

$\text{HAr}-\text{L}^7-\text{Ar}^e-\text{Ar}^f$					
HAr	L^7	Ar^e	Ar^f		
4					
5					
6					

HAr—L ⁷ —Ar ^e —Ar ^f				
	HAr	L ⁷	Ar ^e	Ar ^f
12-1				
2				
3				

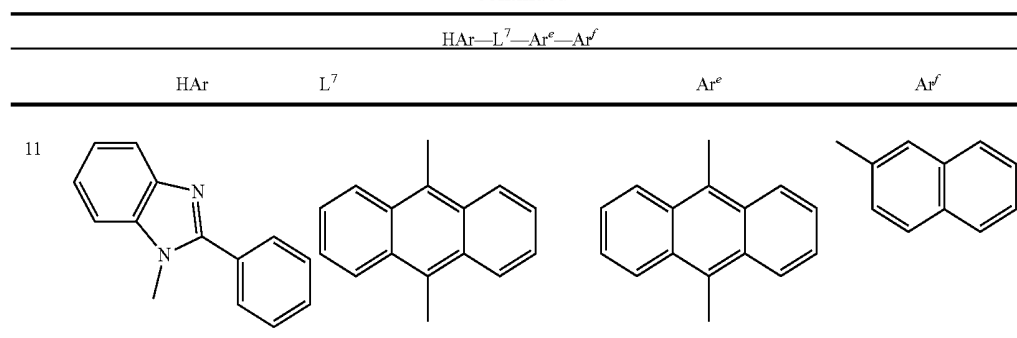
-continued

HAr—L ⁷ —Ar ^e —Ar ^f				
	HAr	L ⁷	Ar ^e	Ar ^f
4				
5				
6				
7				
8				
9				
10				

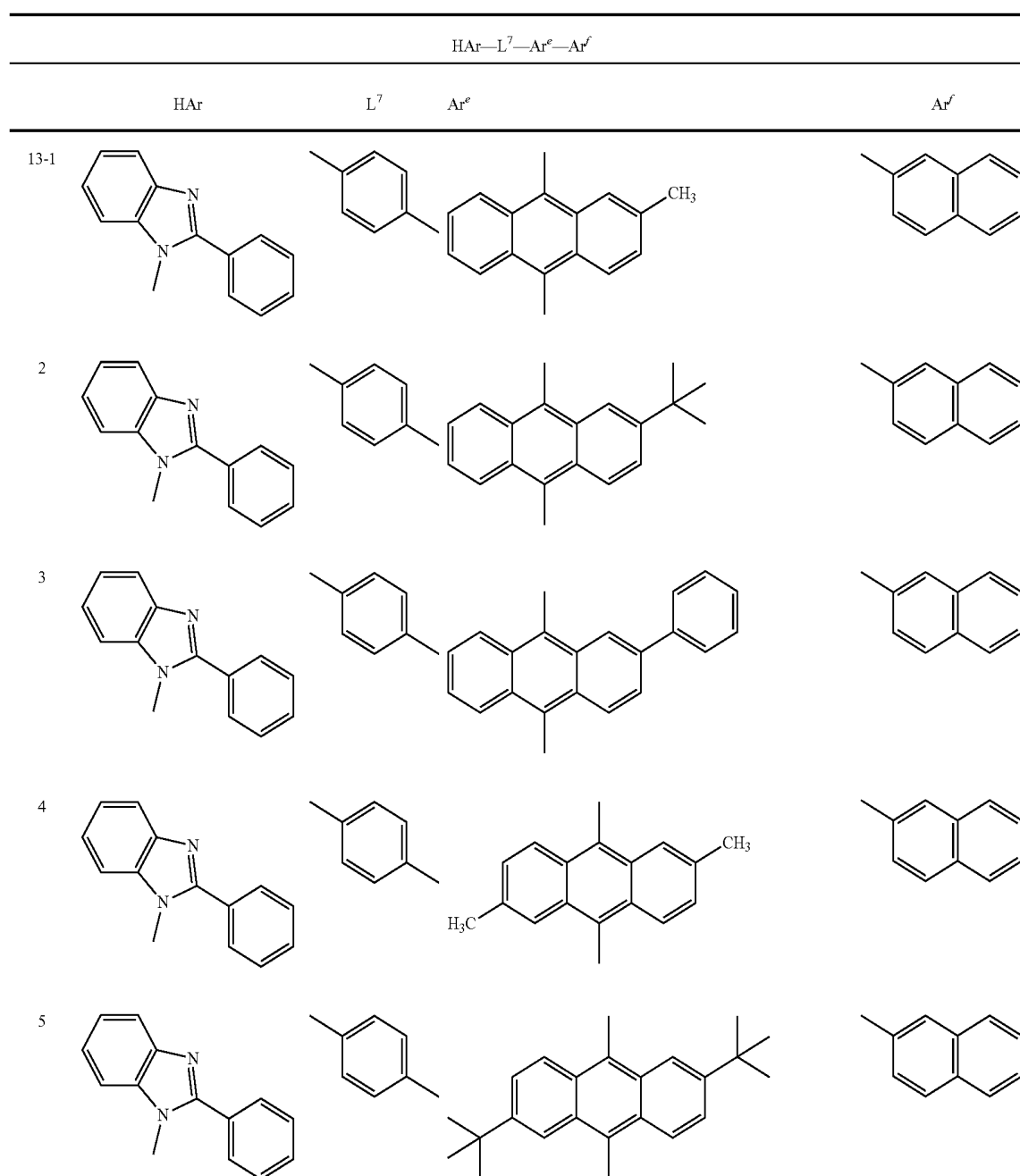
271

272

-continued



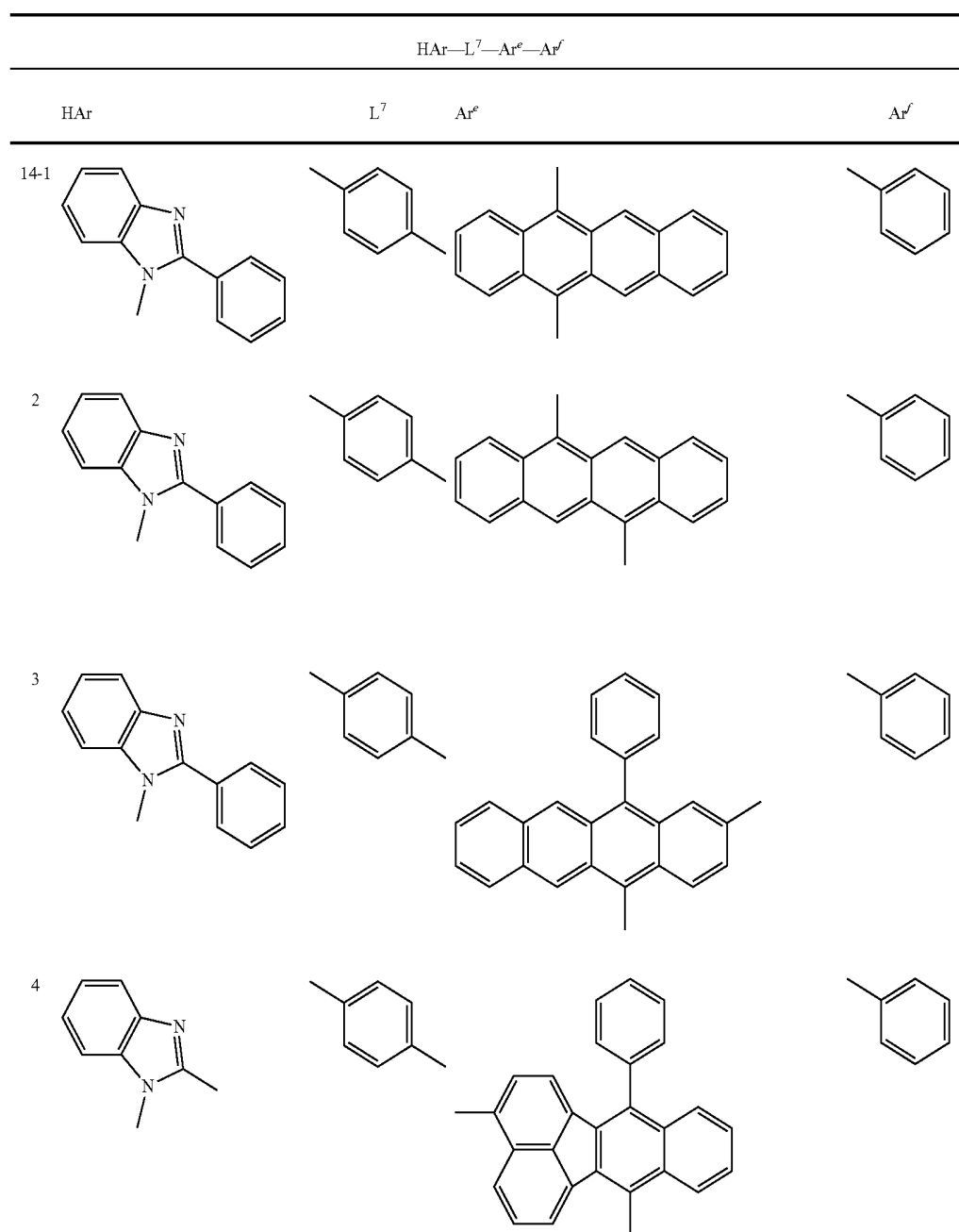
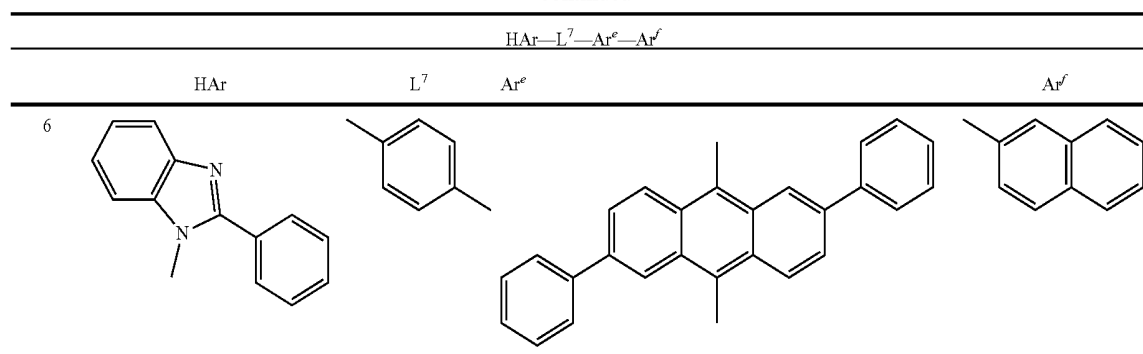
15



273

274

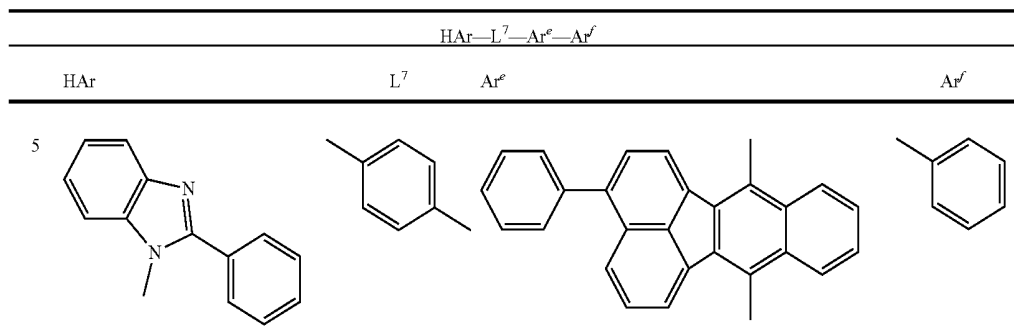
-continued



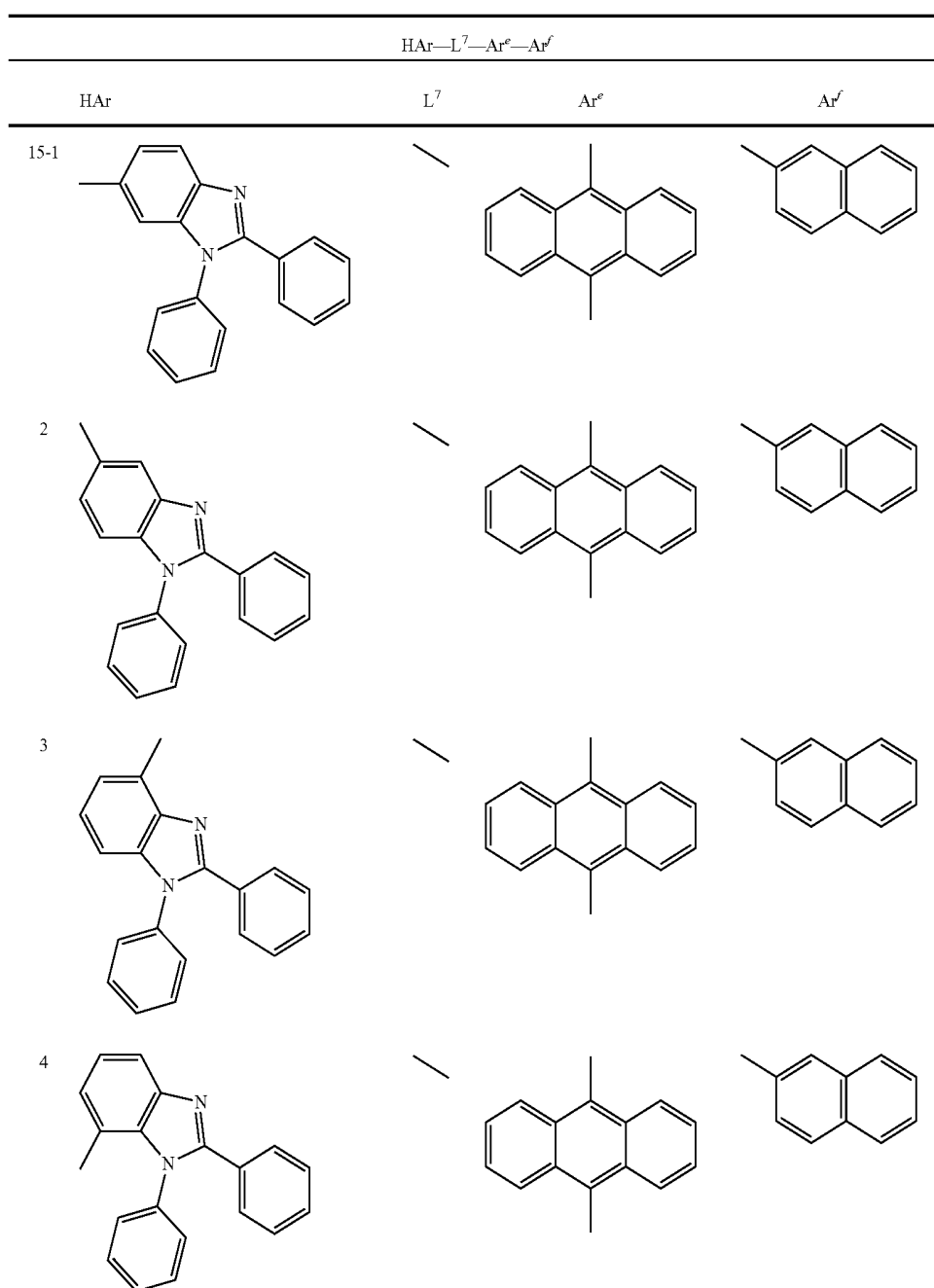
275

276

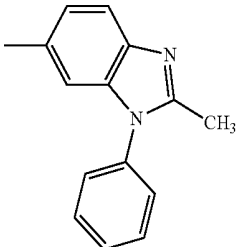

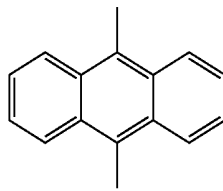
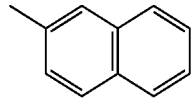
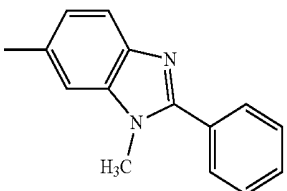

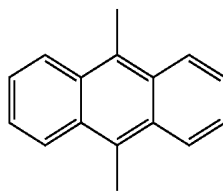
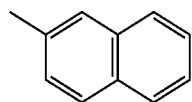
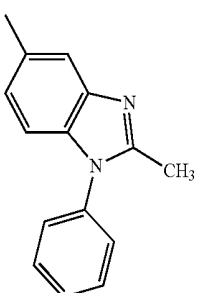

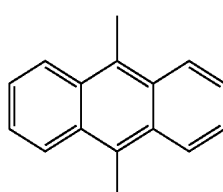
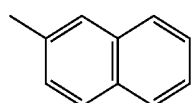
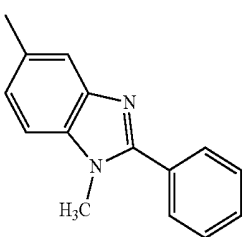

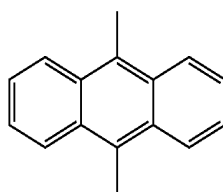
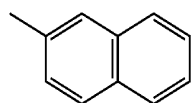
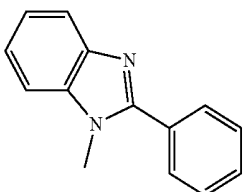

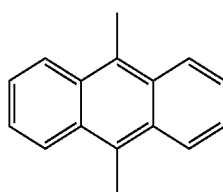
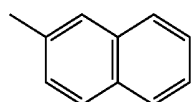
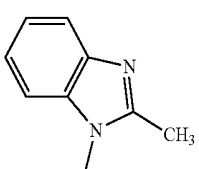

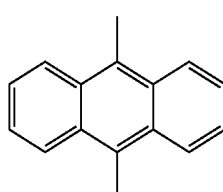
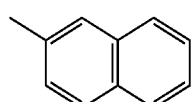
-continued

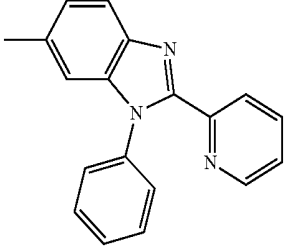

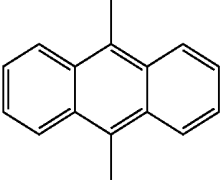
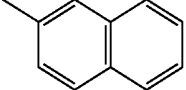
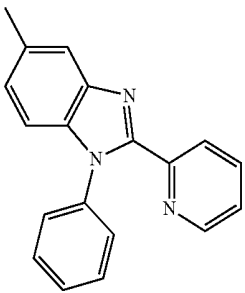

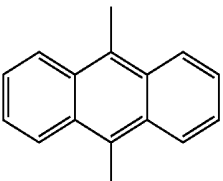
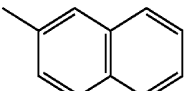
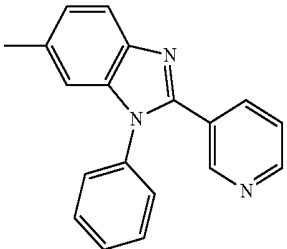

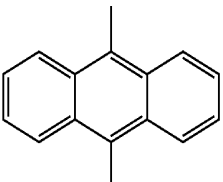
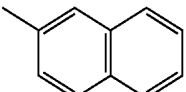
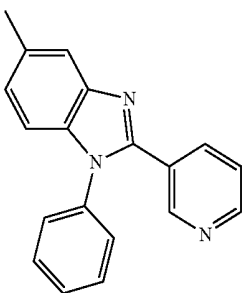

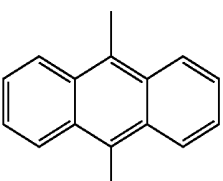
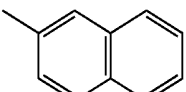
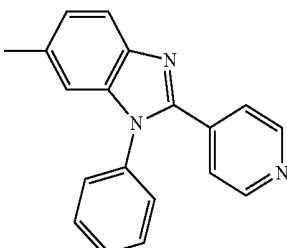

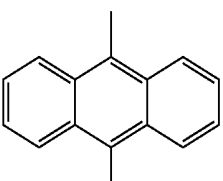
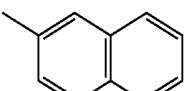


15

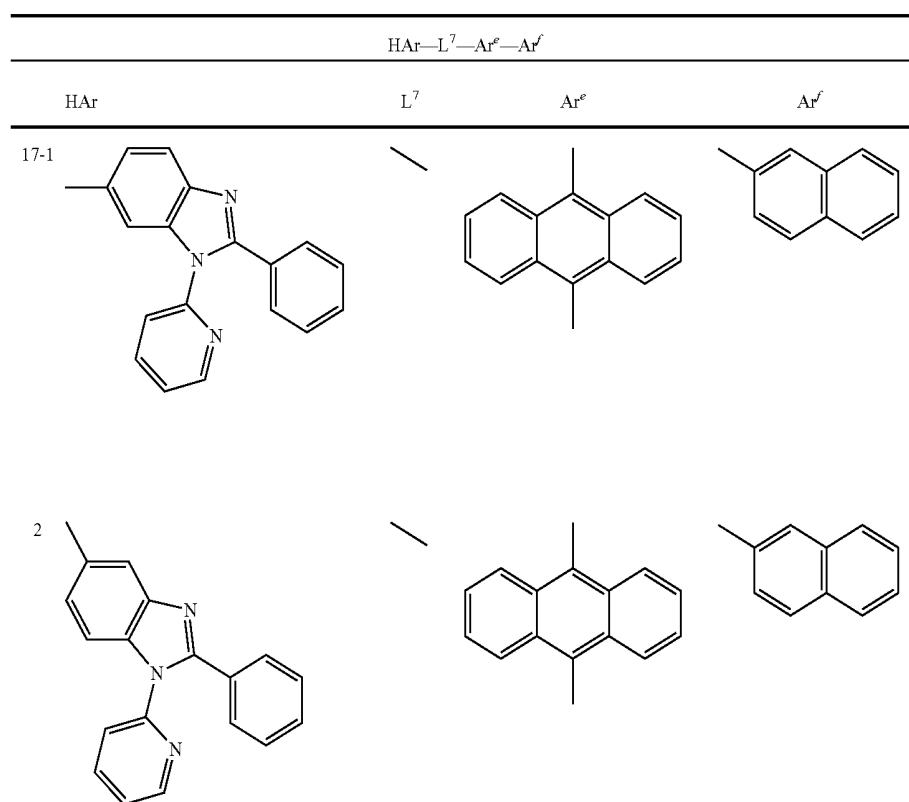
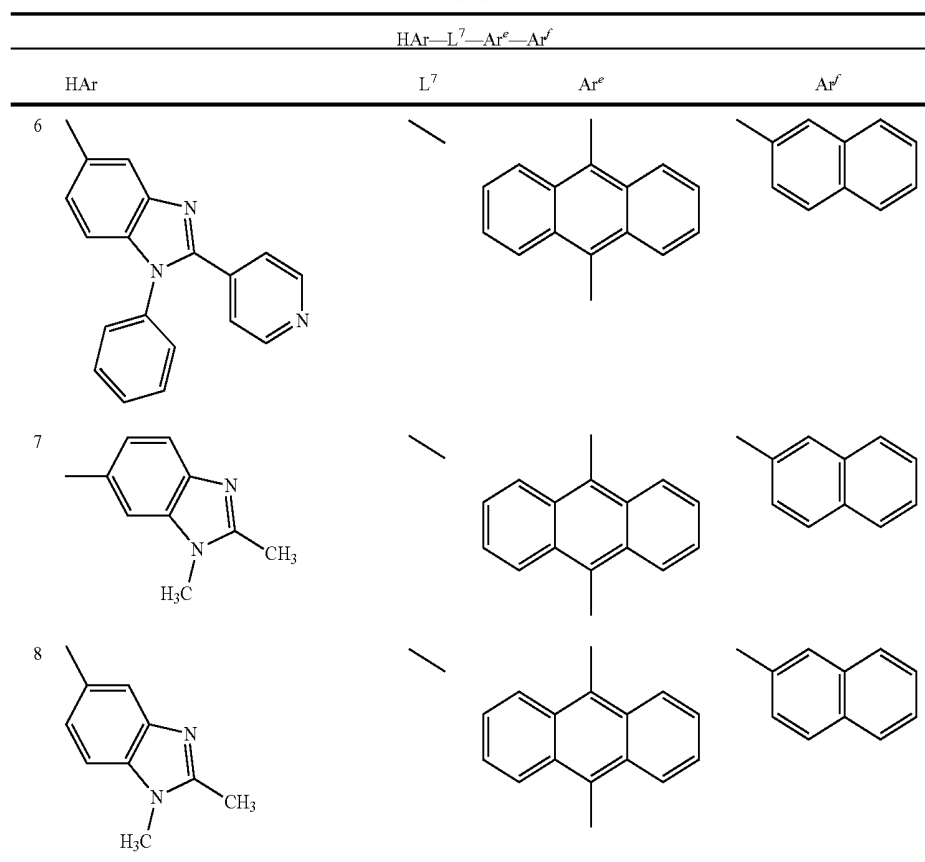


-continued

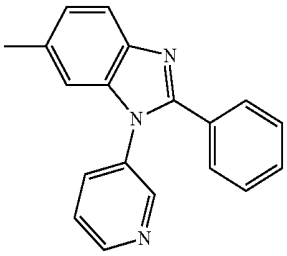

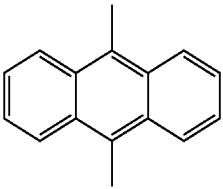
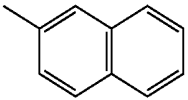
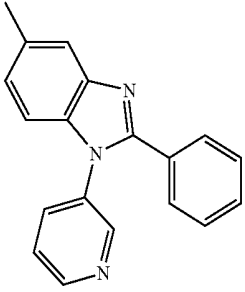

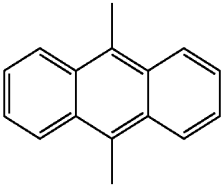
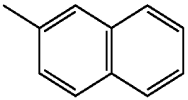
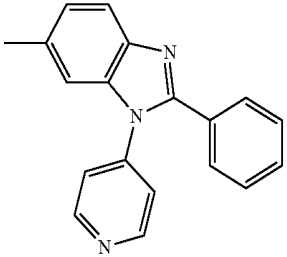

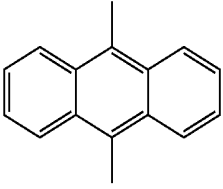
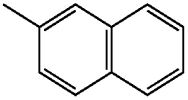
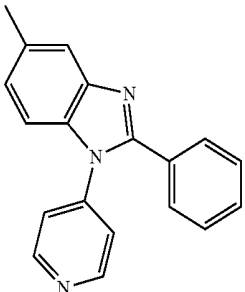

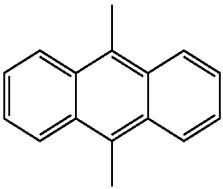
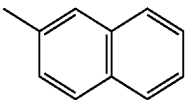
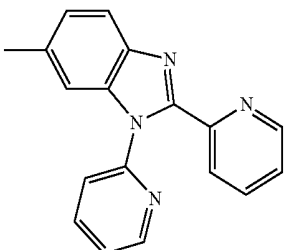

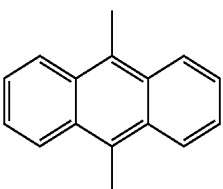
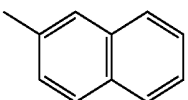
HAr—L ⁷ —Ar ^e —Ar ^f			
HAr	L ⁷	Ar ^e	Ar ^f
5 			
6 			
7 			
8 			
9 			
10 			

$\text{HAr}-\text{L}^7-\text{Ar}^e-\text{Ar}^f$			
HAr	L^7	Ar^e	Ar^f
16-1 			
2 			
3 			
4 			
5 			

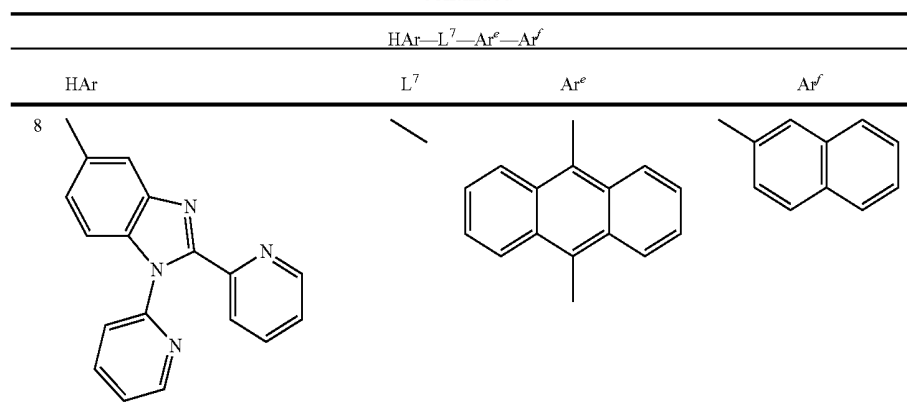
-continued



-continued

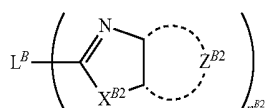
HAr—L ⁷ —Ar ^e —Ar ^f			
HAr	L ⁷	Ar ^e	Ar ^f
3 			
4 			
5 			
6 			
7 			

-continued



Of those specific examples, (1-1), (1-5), (1-7), (2-1), (3-1), (4-2), (4-6), (7-2), (7-7), (7-8), (7-9), (9-1), (9-7) are particularly preferred.

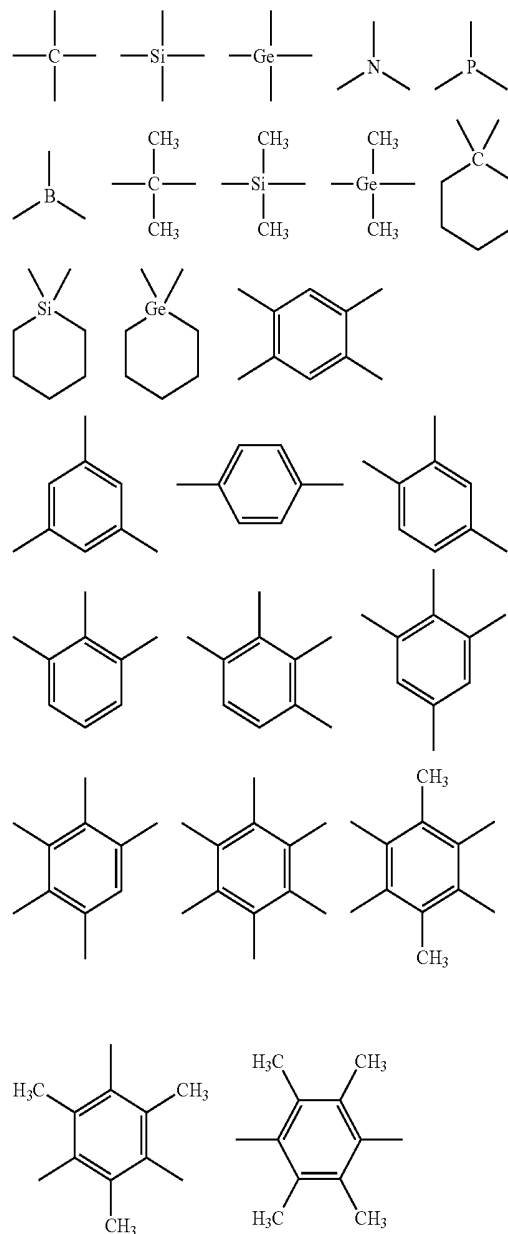
In addition, as the nitrogen-containing ring derivative, nitrogen-containing five-membered ring derivative are preferably exemplified. Examples of the nitrogen-containing five-membered ring include an imidazole ring, a triazole ring, a tetrazole ring, an oxadiazole ring, a thiadiazole ring, an oxatriazole ring, and a thiatriazole ring. Examples of the nitrogen-containing five-membered ring derivative include a benzimidazole ring, a benzotriazole ring, a pyridinoimidazole ring, a pyrimidinoimidazole ring, and a pyridazinoimidazole ring. Particularly preferred is the compound represented by the following general formula (B).

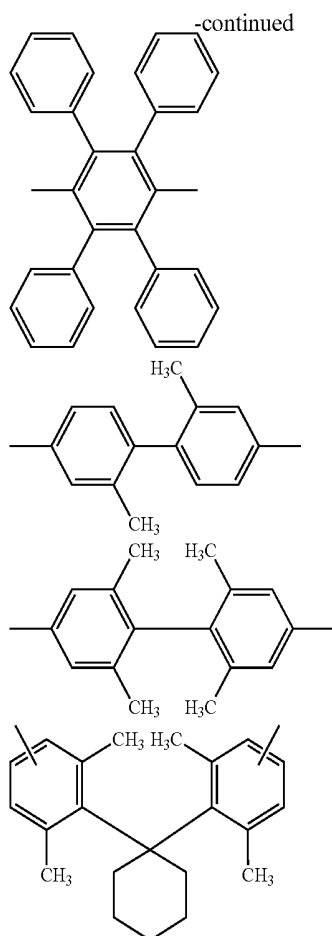


In the general formula (B), L^B represents a divalent or more bonding group. Examples thereof include a carbon atom, a silicon atom, a nitrogen atom, a boron atom, an oxygen atom, a sulfur atom, metal atoms (for example, a barium atom, a beryllium atom), aromatic hydrocarbon rings, aromatic heterocycles. Of those, preferred are a carbon atom, a nitrogen atom, a silicon atom, a boron atom, an oxygen atom, a sulfur atom, aromatic hydrocarbon rings, aromatic heterocyclic groups and more preferred are a carbon atom, a silicon atom, aromatic hydrocarbon rings, and aromatic heterocyclic groups.

The aromatic hydrocarbon rings and aromatic heterocyclic groups represented by L^B may have a substituent. Examples of the substituent include alkyl groups, alkenyl groups, aryl groups, amino groups, alkoxy groups, aryloxy groups, acyl groups, alkoxy carbonyl groups, aryloxy carbonyl groups, acyloxy groups, acyloxyamino groups, alkoxy carbonylamino groups, aryloxy carbonylamino groups, sulfonylamino groups, sulfamoyl groups, carbamoyl groups, alkylthio groups, arylthio groups, sulfonyl groups, halogen atoms, cyano groups, and aromatic heterocyclic groups. Preferred are alkyl groups, aryl groups, alkoxy groups, aryloxy groups, halogen atoms, cyano groups, and aromatic heterocyclic groups, more preferred are alkyl groups, aryl groups, alkoxy groups, aryloxy groups, and aromatic heterocyclic groups, and particularly preferred are alkyl groups, aryl groups, alkoxy groups, and aromatic heterocyclic groups.

Specific examples of L^B include compounds represented below.





X^{B2} in the general formula (B) represents $-\text{O}-$, $-\text{S}-$, or $-\text{N}(\text{R}^{B2})-$. R^{B2} represents a hydrogen atom, an aliphatic hydrocarbon group, an aryl group, or a heterocyclic group.

The aliphatic hydrocarbon group represented by R^{B2} is a linear or branched alkyl group (having preferably 1 to 20, more preferably 1 to 12, or particularly preferably 1 to 8 carbon atoms such as a methyl group, an ethyl group, an isopropyl group, a t-butyl group, an n-octyl group, an n-decyl group, or an n-hexadecyl group), a cycloalkyl group (having a ring formed of preferably 3 to 10 carbon atoms such as a cyclopropyl group, a cyclopentyl group, or a cyclohexyl group), an alkenyl group (having preferably 2 to 20, more preferably 2 to 12, or particularly preferably 2 to 8 carbon atoms such as a vinyl group, an aryl group, a 2-butenyl group, or a 3-pentenyl group), or an alkynyl group (having preferably 2 to 20, more preferably 2 to 12, or particularly preferably 2 to 8 carbon atoms such as a propargyl group or a 3-pentynyl group), or is preferably an alkyl group.

The aryl group represented by R^{B2} is a monocycle or a fused ring, and is an aryl group having a ring formed of preferably 6 to 30, more preferably 6 to 20, or still more preferably 6 to 12 carbon atoms. Examples of such group include a phenyl group, a 2-methylphenyl group, a 3-methylphenyl group, a 4-methylphenyl group, a 2-methoxyphenyl group, a 3-trifluoromethylphenyl group, a pentafluorophenyl group, a 1-naphthyl group, and a 2-naphthyl group. Of those, a phenyl group or a 2-methylphenyl group is preferable.

The heterocyclic group represented by R^{B2} is a monocycle or a fused ring, and is a heterocyclic group having a ring formed of preferably 1 to 20, more preferably 1 to 12, or still more preferably 2 to 10 carbon atoms. The heterocyclic group is an aromatic heterocyclic group containing at least one

heteroatom selected from a nitrogen atom, an oxygen atom, a sulfur atom, and a selenium atom. Examples of the heterocyclic group include groups derived from pyrrolidine, piperidine, piperazine, morpholine, thiophene, selenophene, furan, pyrrole, imidazole, pyrazole, pyridine, pyrazine, pyridazine, pyrimidine, triazole, triazine, indole, indazole, purine, thiazoline, thiazole, thiadiazole, oxazoline, oxazole, oxadiazole, quinoline, isoquinoline, phthalazine, naphthyridine, quinoxaline, quinazoline, cinnoline, pteridine, acridine, phenanthroline, phanazine, tetrazole, benzoimidazole, benzoxazole, benzothiazole, benzotriazole, tetrazindene, carbazole, azepine, and the like. Preferred are groups derived from furan, thiophene, pyridine, pyrazine, pyrimidine, pyridazine, triazine, quinoline, phthalazine, naphthyridine, quinoxaline, and quinazoline, more preferred are groups derived from furan, thiophene, pyridine, and quinoline, and still more preferred is a quinolinyl group.

The aliphatic hydrocarbon group, the aryl group, and the heterocyclic group each represented by R^{B2} may each have a substituent, and the substituent is preferably an alkyl group, an alkenyl group, an alkynyl group, an aryl group, an amino group, an alkoxy group, an aryloxy group, an acyl group, an alkoxy carbonyl group, an aryloxy carbonyl group, an acyloxy group, an acylamino group, an alkoxy carbonylamino group, an aryloxy carbonylamino group, a sulfonylamino group, a sulfamoyl group, a carbamoyl group, an alkylthio group, an arylthio group, a sulfonyl group, a halogen atom, a cyano group, or an aromatic heterocyclic group, more preferably an alkyl group, an aryl group, an alkoxy group, an aryloxy group, a halogen atom, a cyano group, or an aromatic heterocyclic group, still more preferably an alkyl group, an aryl group, an alkoxy group, an aryloxy group, or an aromatic heterocyclic group, or particularly preferably an alkyl group, an aryl group, an alkoxy group, an aryloxy group, or an aromatic heterocyclic group.

R^{B2} preferably represents an aliphatic hydrocarbon group, an aryl group, or a heterocyclic group, more preferably represents an aliphatic hydrocarbon group (having preferably 6 to 30, more preferably 6 to 20, or still more preferably 6 to 12 carbon atoms) or an aryl group, or still more preferably represents an aliphatic hydrocarbon group (having preferably 1 to 20, more preferably 1 to 12, or still more preferably 2 to 10 carbon atoms).

X^{B2} preferably represents $-\text{O}-$ or $-\text{N}(\text{R}^{B2})-$, or more preferably represents $-\text{N}(\text{R}^{B2})-$.

Z^{B2} represents atoms necessary for forming an aromatic ring. The aromatic ring formed of Z^{B2} is any one of aromatic hydrocarbon rings and aromatic heterocyclic rings. Specific examples thereof include a benzene ring, a pyridine ring, a pyrazine ring, a pyrimidine ring, a pyridazine ring, a triazine ring, a pyrrole ring, a furan ring, a thiophene ring, a selenophene ring, a tellurophene ring, an imidazole ring, a thiazole ring, a selenazole ring, a tellulazole ring, a thiadiazole ring, an oxadiazole ring, and a pyrazole ring. Preferred are a benzene ring, a pyridine ring, a pyrazine ring, a pyrimidine ring, and a pyridazine ring, more preferred are a benzene ring, a pyridine ring, and a pyrazine ring, still more preferred are a benzene ring and pyridine ring, and particularly preferred is a pyridine ring.

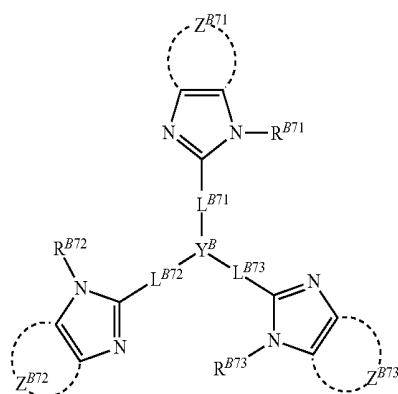
The aromatic ring formed of Z^{B2} may further form a fused ring with any other ring, or may have a substituent. Examples of the substituent include the same examples as those described for the substituent of the group represented by L^B , and the substituent is preferably an alkyl group, an alkenyl group, an alkynyl group, an aryl group, an amino group, an alkoxy group, an aryloxy group, an acyl group, an alkoxy carbonyl group, an aryloxy carbonyl group, an acyloxy group, an acylamino group, an alkoxy carbonylamino group, an ary-

289

loxy-carbonylamino group, a sulfonylamino group, a sulfamoyl group, a carbamoyl group, an alkylthio group, an arylthio group, a sulfonyl group, a halogen atom, a cyano group, or a heterocyclic group, more preferably an alkyl group, an aryl group, an alkoxy group, an aryloxy group, a halogen atom, a cyano group, or a heterocyclic group, still more preferably an alkyl group, an aryl group, an alkoxy group, an aryloxy group, or an aromatic heterocyclic group, or particularly preferably an alkyl group, an aryl group, an alkoxy group, or an aromatic heterocyclic group.

n^{B2} represents an integer of 1 to 4, or preferably 2 or 3.

Of the nitrogen-containing five-membered ring derivatives each represented by the general formula (B), a derivative represented by the following general formula (B') is more preferable.



In the general formula (B'), R^{B71} , R^{B72} , and R^{B73} each have the same meaning as that of R^{B2} in the general formula (B), and preferable examples of R^{B71} , R^{B72} , and R^{B73} are also the same as those of R^{B2} .

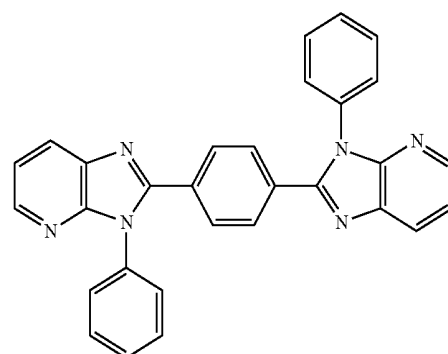
In the formula, Z^{B71} , Z^{B72} , and Z^{B73} each have the same meaning as that of Z^{B2} in the general formula (B), and preferable examples of Z^{B71} , Z^{B72} , and Z^{B73} are also the same as those of Z^{B2} .

In the formula, L^{B71} , L^{B72} , and L^{B73} each represent a linking group, and examples of the linking group include examples obtained by making the examples of L^B in the general formula (B) divalent. The linking group is preferably a single bond, a divalent aromatic hydrocarbon ring group, a divalent aromatic heterocyclic group, or a linking group composed of a combination of two or more of them, or is more preferably a single bond. L^{B71} , L^{B72} , and L^{B73} may each have a substituent. Examples of the substituent include the same examples as those described for the substituent of the group represented by L^B in the general formula (B), and preferable examples of the substituent also include the same preferable examples as those described for the substituent of the group represented by L^B in the general formula (B).

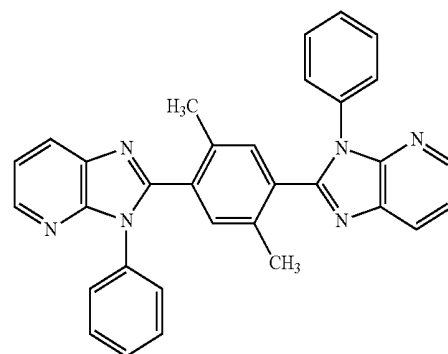
In the formula, Y^B represents a nitrogen atom, a 1,3,5-benzenetriyl group, or a 2,4,6-triazinetriyl group. The 1,3,5-benzenetriyl group may have a substituent at any one of its 2-, 4-, and 6-positions, and examples of the substituent include an alkyl group, an aromatic hydrocarbon ring group, and a halogen atom.

Specific examples of the nitrogen-containing five-membered ring derivative represented by the general formula (B) or (B') are shown below. However, the present invention is not limited to these exemplified compounds.

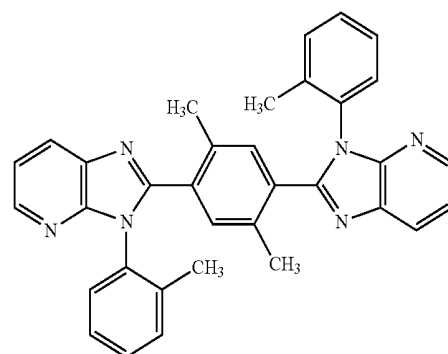
290



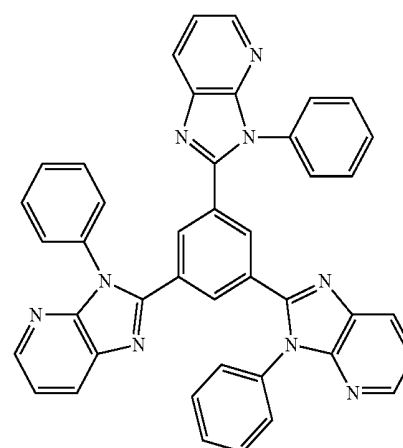
(B-1)



(B-2)



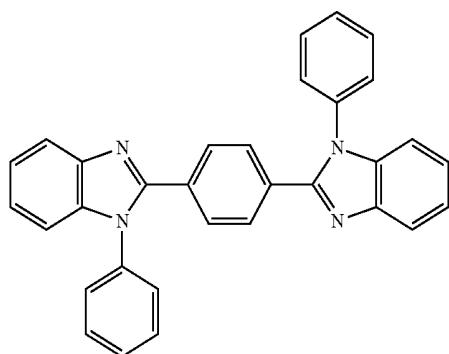
(B-3)



(B-4)

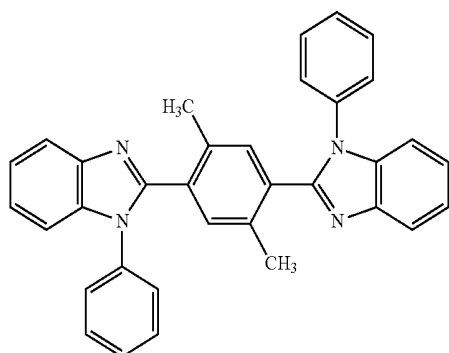
291

-continued



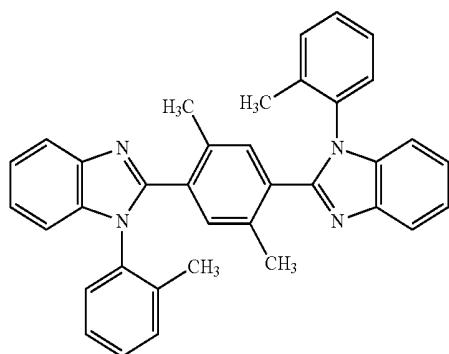
(B-5)

5



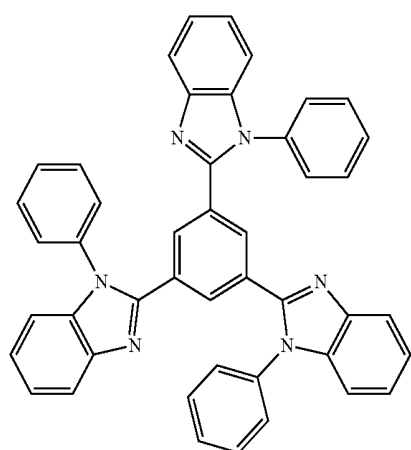
(B-6)

20



(B-7)

40

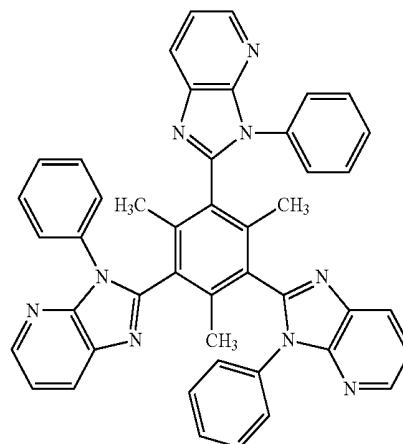


(B-8)

50

292

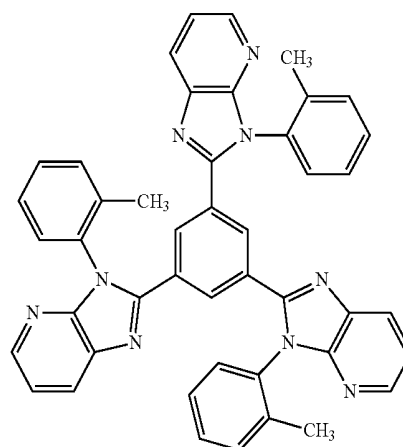
-continued



(B-9)

10

15



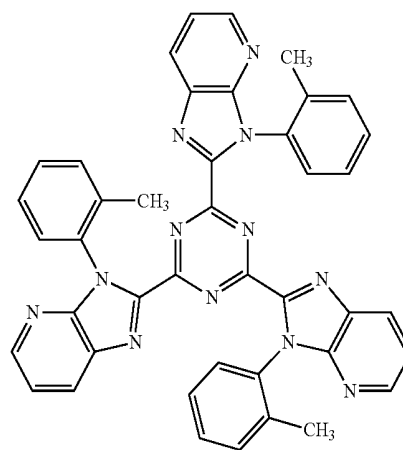
(B-10)

30

35

40

45



(B-11)

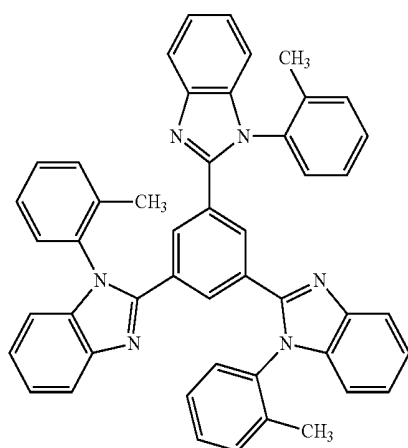
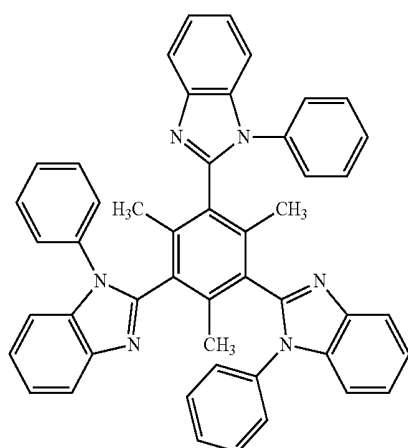
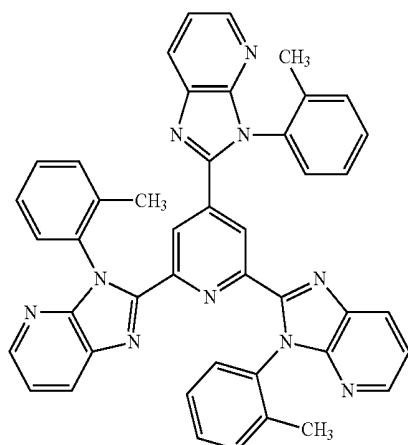
55

60

65

293

-continued



294

-continued

(B-12)

5

10

15

20

(B-13)

25

30

35

40

(B-15)

(B-16)

(B-14)

50

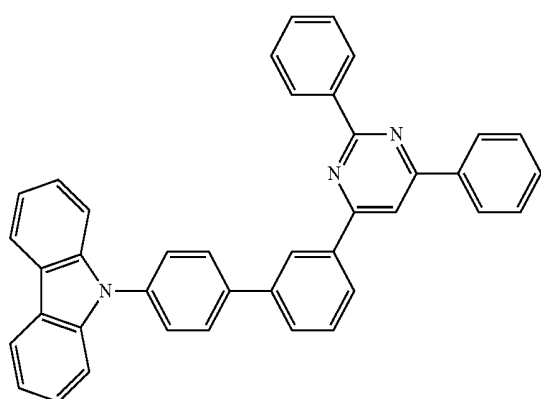
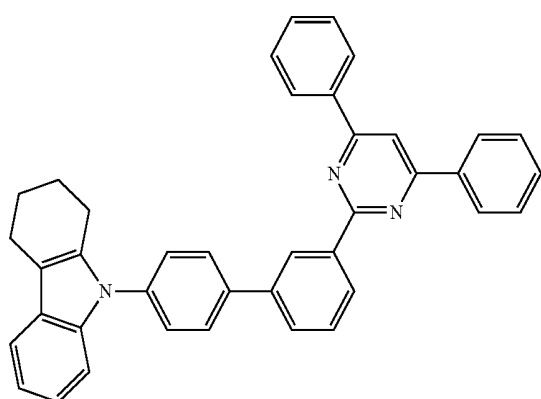
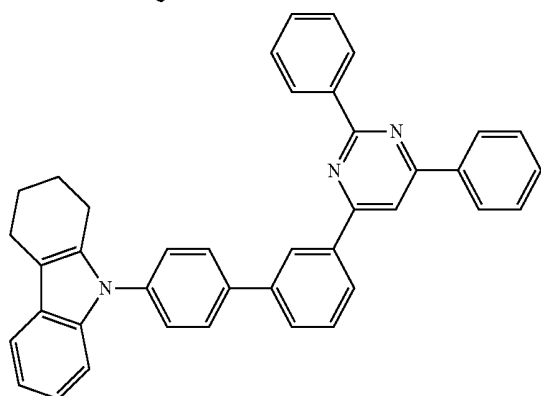
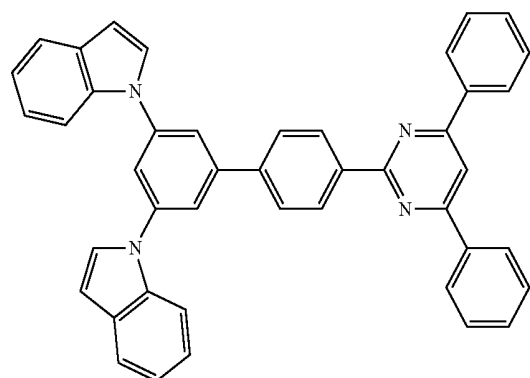
55

60

65

A compound of which each of the electron injecting layer and the electron transporting layer is constituted is, for example, a compound having a structure obtained by combining an electron-deficient, nitrogen-containing five-membered ring skeleton or electron-deficient, nitrogen-containing six-membered ring skeleton and a substituted or unsubstituted indole skeleton, substituted or unsubstituted carbazole skeleton, or substituted or unsubstituted azacarbazole skeleton as well as the material for an organic EL device of the present invention. In addition, a suitable electron-deficient, nitrogen-containing five-membered ring skeleton or electron-deficient, nitrogen-containing six-membered ring skeleton is a molecular skeleton such as a pyridine, pyrimidine, pyrazine, triazine, triazole, oxadiazole, pyrazole, imidazole, quinoxaline, or pyrrole skeleton, or benzimidazole or imidazopyridine obtained when two or more of them fuse with each other. Of those combinations, a preferable combination is, for example, a combination of a pyridine, pyrimidine, pyrazine, or triazine skeleton and a carbazole, indole, azacarbazole, or quinoxaline skeleton. The above-mentioned skeleton may be substituted or unsubstituted.

Specific examples of an electron transportable compound are shown below. However, the present invention is not particularly limited to these examples.

295**296**

-continued

5

10

15

20

25

30

35

40

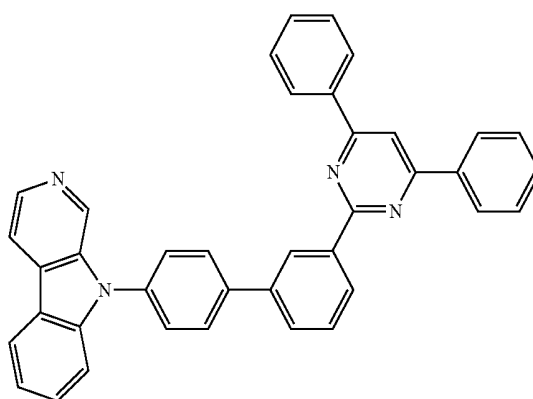
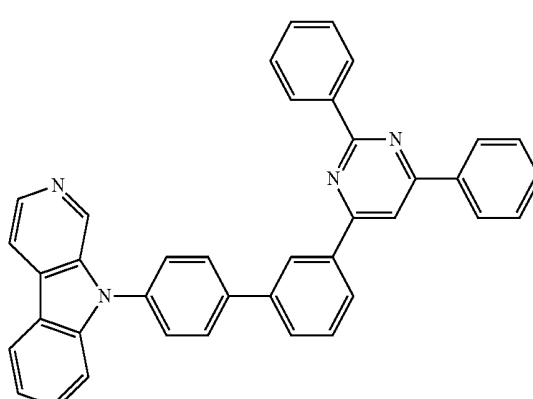
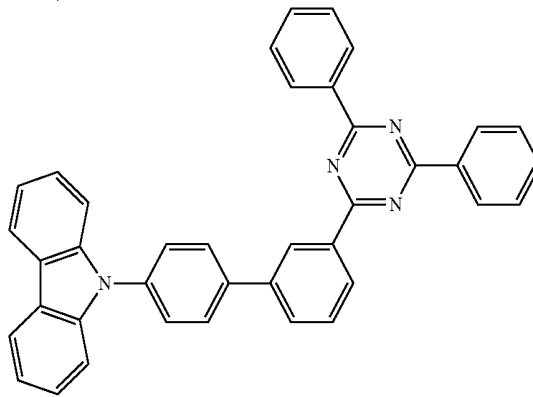
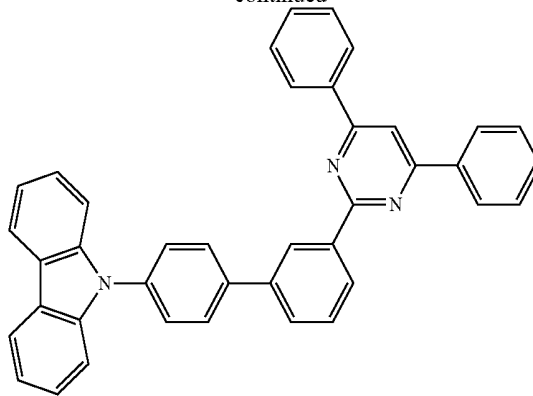
45

50

55

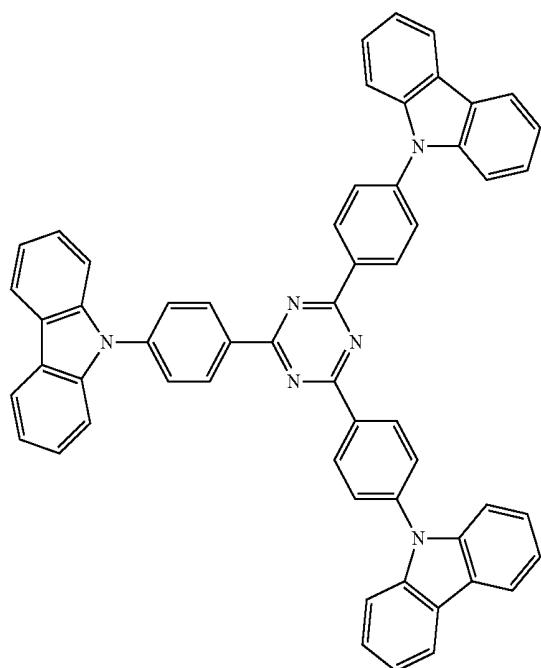
60

65

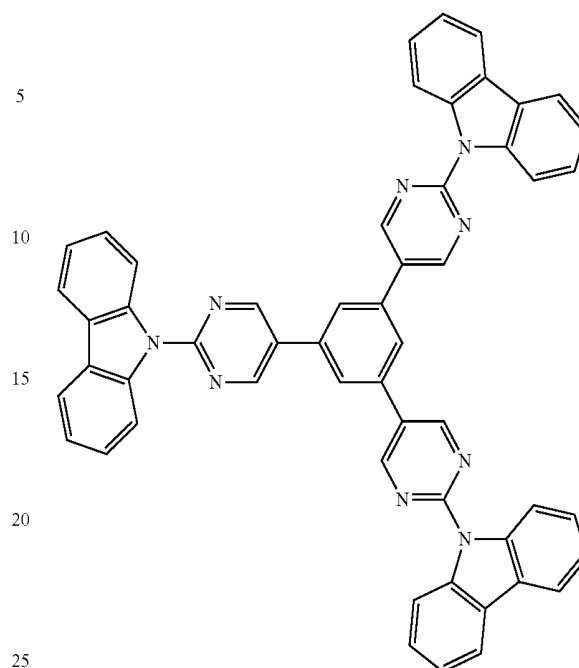


297

-continued

**298**

-continued



30

35

40

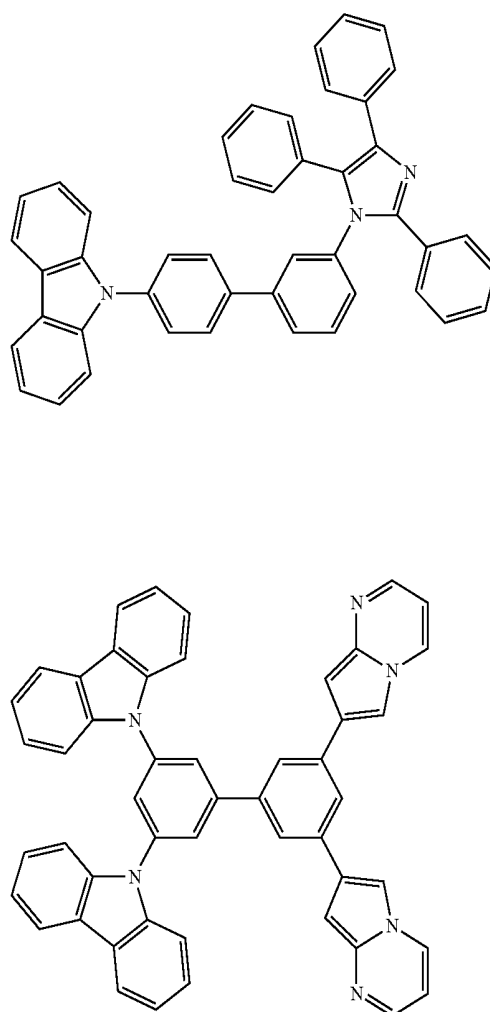
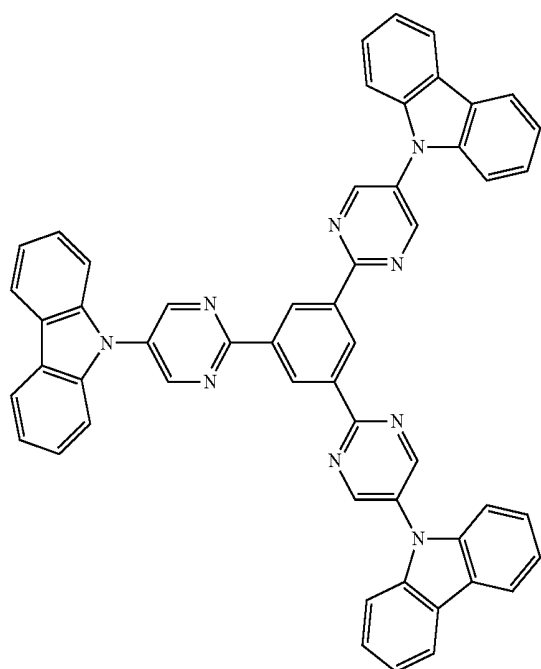
45

50

55

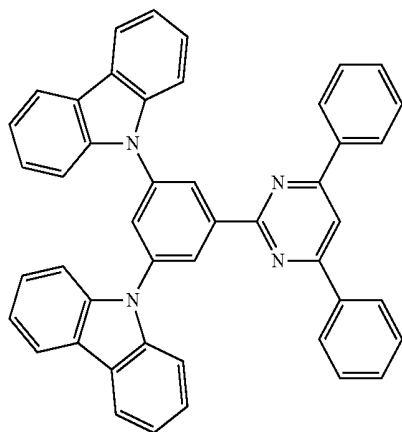
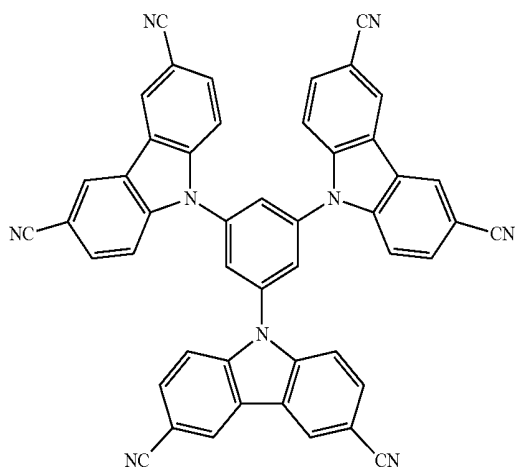
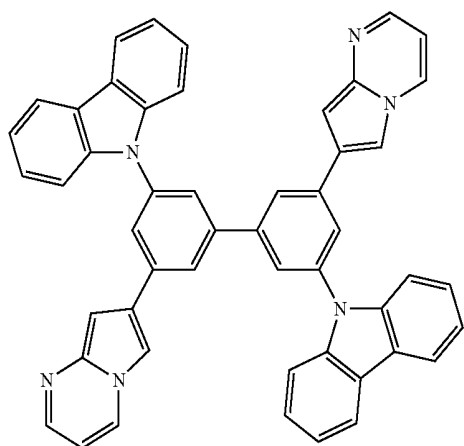
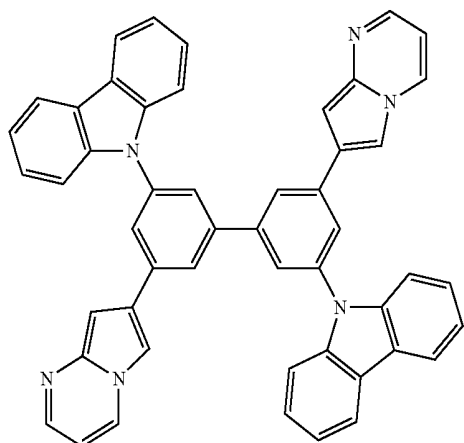
60

65



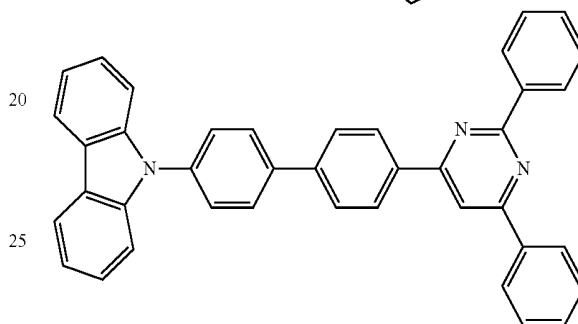
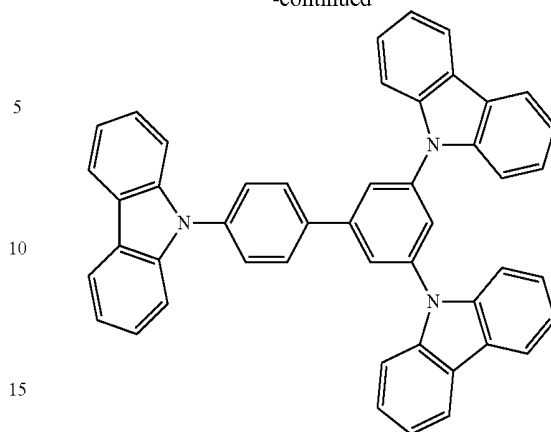
299

-continued



300

-continued



Each of the electron injecting layer and the electron transporting layer may be of a monolayer structure composed of one or two or more kinds of the above materials, or may be of a multi-layered structure composed of multiple layers identical to or different from each other in composition. Materials for those layers each preferably have a π -electron-deficient, nitrogen-containing heterocyclic group.

In addition, an insulator or semiconductor serving as an inorganic compound as well as the nitrogen-containing ring derivative is preferably used as a component of the electron injecting layer. When the electron injecting layer is constituted of an insulator or semiconductor, current leakage can be effectively prevented, and the electron injecting property of the layer can be improved.

As the insulator, at least one metal compound selected from the group consisting of alkali metal chalcogenides, alkaline earth metal chalcogenides, alkali metal halides, and alkaline earth metal halides is preferably used. It is preferable that the electron injecting layer be composed of the above-mentioned substance such as the alkali metal chalcogenide since the electron injecting property can be further improved. To be specific, preferable examples of the alkali metal chalcogenide include Li_2O , K_2O , Na_2S , Na_2Se , and Na_2O , and preferable examples of the alkaline earth metal chalcogenide include CaO , BaO , SrO , BeO , BaS , and CaSe . Preferable examples of the alkali metal halide include LiF , NaF , KF , LiCl , KCl , and NaCl . Preferable examples of the alkaline earth metal halide include fluorides such as CaF_2 , BaF_2 , SrF_2 , MgF_2 , and BeF_2 and halides other than the fluorides.

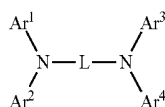
In addition, examples of the semiconductor include oxides, nitrides, and oxide nitrides containing at least one element selected from the group consisting of Ba, Ca, Sr, Yb, Al, Ga, In, Li, Na, Cd, Mg, Si, Ta, Sb, and Zn used alone or in combination of two or more. It is preferable that the inorganic compound composing the electron injecting layer form a crystallite or amorphous insulating thin film. When the electron injecting layer is composed of the insulating thin film

described above, a more uniform thin film can be formed, and defects of pixels such as dark spots can be decreased. Examples of the inorganic compound include alkali metal chalcogenides, alkaline earth metal chalcogenides, alkali metal halides, and alkaline earth metal halides which are described above.

In addition, the above-mentioned reducing dopant can be preferably incorporated into the electron injecting layer in the present invention.

It should be noted that the thickness of each of the electron injecting layer and the electron transporting layer, which is not particularly limited, is preferably 1 to 100 nm.

An aromatic amine compound such as an aromatic amine derivative represented by a general formula (I) is suitably used in the hole injecting layer or hole transporting layer (a hole injecting/transporting layer is also included in this category).



In the general formula (I), Ar¹ to Ar⁴ each represent a substituted or unsubstituted aryl group having a ring formed of 6 to 50 carbon atoms, or a substituted or unsubstituted heteroaryl group having a ring formed of 5 to 50 atoms.

Examples of the substituted or unsubstituted aryl group having 6 to 50 ring hydrocarbon atoms include a phenyl group, a 1-naphthyl group, a 2-naphthyl group, a 1-anthryl group, a 2-anthryl group, a 9-anthryl group, a 1-phenanthryl group, a 2-phenanthryl group, a 3-phenanthryl group, a 4-phenanthryl group, a 9-phenanthryl group, a 1-naphthacenyl group, a 2-naphthacenyl group, a 9-naphthacenyl group, a 1-pyrenyl group, a 2-pyrenyl group, a 4-pyrenyl group, a 2-biphenylyl group, a 3-biphenylyl group, a 4-biphenylyl group, a p-terphenyl-4-yl group, a p-terphenyl-3-yl group, a p-terphenyl-2-yl group, an m-terphenyl-4-yl group, an m-terphenyl-3-yl group, an m-terphenyl-2-yl group, an o-tolyl group, an m-tolyl group, a p-tolyl group, a p-t-butylphenyl group, a p-(2-phenylpropyl)phenyl group, a 3-methyl-2-naphthyl group, a 4-methyl-1-naphthyl group, a 4-methyl-1-anthryl group, a 4'-methylbiphenylyl group, a 4"-t-butyl-p-terphenyl-4-yl group, a fluoranthenyl group, and a fluorenyl group.

Examples of the substituted or unsubstituted heteroaryl group having a ring formed of 5 to 50 atoms include a 1-pyrrolyl group, a 2-pyrrolyl group, a 3-pyrrolyl group, a pyrazinyl group, a 2-pyridinyl group, a 3-pyridinyl group, a 4-pyridinyl group, a 1-indolyl group, a 2-indolyl group, a 3-indolyl group, a 4-indolyl group, a 5-indolyl group, a 6-indolyl group, a 7-indolyl group, a 1-isoindolyl group, a 2-isoindolyl group, a 3-isoindolyl group, a 4-isoindolyl group, a 5-isoindolyl group, a 6-isoindolyl group, a 7-isoindolyl group, a 2-furyl group, a 3-furyl group, a 2-benzofuranyl group, a 3-benzofuranyl group, a 4-benzofuranyl group, a 5-benzofuranyl group, a 6-benzofuranyl group, a 7-benzofuranyl group, a 1-isobenzofuranyl group, a 3-isobenzofuranyl group, a 4-isobenzofuranyl group, a 5-isobenzofuranyl group, a 6-isobenzofuranyl group, a 7-isobenzofuranyl group, a quinolyl group, a 3-quinolyl group, a 4-quinolyl group, a 5-quinolyl group, a 6-quinolyl group, a 7-quinolyl group, an 8-quinolyl group, a 1-isoquinolyl group, a 3-isoquinolyl group, a 4-isoquinolyl group, a 5-isoquinolyl group, a 6-isoquinolyl group, a 7-isoquinolyl group, an 8-iso-

quinolyl group, a 2-quinoxaliny group, a 5-quinoxaliny group, a 6-quinoxaliny group, a 1-carbazolyl group, a 2-carbazolyl group, a 3-carbazolyl group, a 4-carbazolyl group, a 9-carbazolyl group, a 1-phenanthridinyl group, a 2-phenanthridinyl group, a 3-phenanthridinyl group, a 4-phenanthridinyl group, a 6-phenanthridinyl group, a 7-phenanthridinyl group, an 8-phenanthridinyl group, a 9-phenanthridinyl group, a 10-phenanthridinyl group, a 1-acridinyl group, a 2-acridinyl group, a 3-acridinyl group, a 4-acridinyl group, a 9-acridinyl group, a 1,7-phenanthrolin-2-yl group, a 1,7-phenanthrolin-3-yl group, a 1,7-phenanthrolin-4-yl group, a 1,7-phenanthrolin-5-yl group, a 1,7-phenanthrolin-6-yl group, a 1,7-phenanthrolin-8-yl group, a 1,7-phenanthrolin-9-yl group, a 1,7-phenanthrolin-10-yl group, a 1,8-phenanthrolin-2-yl group, a 1,8-phenanthrolin-3-yl group, a 1,8-phenanthrolin-4-yl group, a 1,8-phenanthrolin-5-yl group, a 1,8-phenanthrolin-6-yl group, a 1,8-phenanthrolin-7-yl group, a 1,8-phenanthrolin-9-yl group, a 1,8-phenanthrolin-10-yl group, a 1,9-phenanthrolin-2-yl group, a 1,9-phenanthrolin-3-yl group, a 1,9-phenanthrolin-4-yl group, a 1,9-phenanthrolin-5-yl group, a 1,9-phenanthrolin-6-yl group, a 1,9-phenanthrolin-7-yl group, a 1,9-phenanthrolin-8-yl group, a 1,9-phenanthrolin-10-yl group, a 1,10-phenanthrolin-2-yl group, a 1,10-phenanthrolin-3-yl group, a 1,10-phenanthrolin-4-yl group, a 1,10-phenanthrolin-5-yl group, a 2,9-phenanthrolin-1-yl group, a 2,9-phenanthrolin-3-yl group, a 2,9-phenanthrolin-4-yl group, a 2,9-phenanthrolin-5-yl group, a 2,9-phenanthrolin-6-yl group, a 2,9-phenanthrolin-7-yl group, a 2,9-phenanthrolin-8-yl group, a 2,9-phenanthrolin-10-yl group, a 2,8-phenanthrolin-1-yl group, a 2,8-phenanthrolin-3-yl group, a 2,8-phenanthrolin-4-yl group, a 2,8-phenanthrolin-5-yl group, a 2,8-phenanthrolin-6-yl group, a 2,8-phenanthrolin-7-yl group, a 2,8-phenanthrolin-9-yl group, a 2,8-phenanthrolin-10-yl group, a 2,7-phenanthrolin-1-yl group, a 2,7-phenanthrolin-3-yl group, a 2,7-phenanthrolin-4-yl group, a 2,7-phenanthrolin-5-yl group, a 2,7-phenanthrolin-6-yl group, a 2,7-phenanthrolin-8-yl group, a 2,7-phenanthrolin-9-yl group, a 2,7-phenanthrolin-10-yl group, a 1-phenazinyl group, a 2-phenazinyl group, a 1-phenothiazinyl group, a 2-phenothiazinyl group, a 3-phenothiazinyl group, a 4-phenothiazinyl group, a 10-phenothiazinyl group, a 1-phenoxazinyl group, a 2-phenoxazinyl group, a 3-phenoxazinyl group, a 4-phenoxazinyl group, a 10-phenoxazinyl group, a 2-oxazolyl group, a 4-oxazolyl group, a 5-oxazolyl group, a 2-oxadiazolyl group, a 5-oxadiazolyl group, a 3-furazanyl group, a 2-thienyl group, a 3-thienyl group, a 2-methylpyrrol-1-yl group, a 2-methylpyrrol-3-yl group, a 2-methylpyrrol-4-yl group, a 2-methylpyrrol-5-yl group, a 3-methylpyrrol-1-yl group, a 3-methylpyrrol-2-yl group, a 3-methylpyrrol-4-yl group, a 3-methylpyrrol-5-yl group, a 2-t-butylpyrrol-4-yl group, a 3-(2-phenylpropyl)pyrrol-1-yl group, a 2-methyl-1-indolyl group, a 4-methyl-1-indolyl group, a 2-methyl-3-indolyl group, a 4-methyl-3-indolyl group, a 2-t-butyl-1-indolyl group, a 4-t-butyl-1-indolyl group, a 2-t-butyl-3-indolyl group, and a 4-t-butyl-3-indolyl group. Preferred are a phenyl group, a naphthyl group, a biphenyl group, an anthranyl group, a phenanthryl group, a pyrenyl group, a chrycenyl group, a fluoranthenyl group, and a fluorenyl group.

L represents a linking group, and specifically, a substituted or unsubstituted arylene group having a ring formed of 6 to 50 carbon atoms, a substituted or unsubstituted heteroarylene group having a ring formed of 5 to 50 carbon atoms, or a divalent group in which two or more arylene groups or heteroarylene groups are bonded by a single bond, an ether bond, a thioether bond, with an alkylene group having 1 to 20 carbon atoms, an alkenylene group having 2 to 20 carbon

atoms, and an amino group. Examples of the arylene group having a ring formed of 6 to 50 carbon atoms include a 1,4-phenylene group, a 1,2-phenylene group, a 1,3-phenylene group, a 1,4-naphthylene group, a 2,6-naphthylene group, a 1,5-naphthylene group, a 9,10-anthranylene group, a 9,10-phenanthrenylene group, a 3,6-phenanthrenylene group, a 1,6-pyrenylene group, a 2,7-pyrenylene group, a 6,12-chrysenylene group, a 4,4'-biphenylene group, a 3,3'-biphenylene group, a 2,2'-biphenylene group, and a 2,7-fluorenylene group. Examples of the arylene group having a ring formed of 5 to 50 atoms include a 2,5-thiophenylene group, a 2,5-silolylene group, and a 2,5-oxadiazolylene group. Preferred are a 1,4-phenylene group, a 1,2-phenylene group, a 1,3-phenylene group, a 1,4-naphthylene group, a 9,10-anthranylene group, a 6,12-chrysenylene group, a 4,4'-biphenylene group, a 3,3'-biphenylene group, a 2,2'-biphenylene group, and a 2,7-fluorenylene group. Examples of the arylene group having a ring formed of 5 to 50 atoms include a 2,5-thiophenylene group, a 2,5-silolylene group, and a 2,5-oxadiazolylene group. Preferred are a 1,4-phenylene group, a 1,2-phenylene group, a 1,3-phenylene group, a 1,4-naphthylene group, a 9,10-anthranylene group, a 6,12-chrysenylene group, a 4,4'-biphenylene group, a 3,3'-biphenylene group, a 2,2'-biphenylene group, and a 2,7-fluorenylene group.

In the case where L represents a linking group formed of two or more arylene groups or heteroarylene groups, adjacent arylene groups or heteroarylene groups may be bonded to each other through a divalent group to form a ring. Examples of the divalent group forming a ring include a tetramethylene group, a pentamethylene group, a hexamethylene group, a diphenylmethane-2,2'-diyl group, a diphenyl ethane-3,3'-diyl group, and a diphenylpropane-4,4'-diyl group.

The substituent of each of Ar¹ to Ar⁴ and L is, for example, a substituted or unsubstituted aryl group having a ring formed of 6 to 50 carbon atoms, a substituted or unsubstituted heteroaryl group having a ring formed of 5 to 50 atoms, a substituted or unsubstituted alkyl group having 1 to 50 carbon atoms, a substituted or unsubstituted cycloalkyl group having 3 to 50 carbon atoms, a substituted or unsubstituted alkoxy group having 1 to 50 carbon atoms, a substituted or unsubstituted aralkyl group having 7 to 50 carbon atoms, a substituted or unsubstituted aryloxy group having a ring formed of 6 to 50 carbon atoms, a substituted or unsubstituted heteroaryloxy group having a ring formed of 5 to 50 atoms, a substituted or unsubstituted arylthio group having a ring formed of 6 to 50 carbon atoms, a substituted or unsubstituted heteroarylthio group having a ring formed of 5 to 50 atoms, a substituted or unsubstituted alkoxy carbonyl group having 2 to 50 carbon atoms, an amino group substituted by a substituted or unsubstituted aryl group having a ring formed of 6 to 50 carbon atoms or by a substituted or unsubstituted heteroaryl group having a ring formed of 5 to 50 atoms, a halogen group, a cyano group, a nitro group, or a hydroxyl group.

Examples of the substituted or unsubstituted aryl group having 6 to 50 ring hydrocarbon atoms include a phenyl group, a 1-naphthyl group, a 2-naphthyl group, a 1-anthryl group, a 2-anthryl group, a 9-anthryl group, a 1-phenanthryl group, a 2-phenanthryl group, a 3-phenanthryl group, a 4-phenanthryl group, a 9-phenanthryl group, a 1-naphthacenyl group, a 2-naphthacenyl group, a 9-naphthacenyl group, a 1-pyrenyl group, a 2-pyrenyl group, a 4-pyrenyl group, a 2-biphenyl group, a 3-biphenyl group, a 4-biphenyl group, a p-terphenyl-4-yl group, a p-terphenyl-3-yl group, a p-terphenyl-2-yl group, an m-terphenyl-4-yl group, an m-terphenyl-3-yl group, an m-terphenyl-2-yl group, an o-tolyl group, an m-tolyl group, a p-tolyl group, a p-t-butylphenyl group, a p-(2-phenylpropyl)phenyl group, a 3-methyl-2-

naphthyl group, a 4-methyl-1-naphthyl group, a 4-methyl-1-anthryl group, a 4'-methylbiphenyl group, a 4"-t-butyl-p-terphenyl-4-yl group, a fluoranthenyl group, and a fluorenyl group.

Examples of the substituted or unsubstituted heteroaryl group having a ring formed of 5 to 50 atoms include a 1-pyrrolyl group, a 2-pyrrolyl group, a 3-pyrrolyl group, a pyrazinyl group, a 2-pyridinyl group, a 3-pyridinyl group, a 4-pyridinyl group, a 1-indolyl group, a 2-indolyl group, a 3-indolyl group, a 4-indolyl group, a 5-indolyl group, a 6-indolyl group, a 7-indolyl group, a 1-isindolyl group, a 2-isindolyl group, a 3-isindolyl group, a 4-isindolyl group, a 5-isindolyl group, a 6-isindolyl group, a 7-isindolyl group, a 2-furyl group, a 3-furyl group, a 2-benzofuran group, a 3-benzofuran group, a 4-benzofuran group, a 5-benzofuran group, a 6-benzofuran group, a 7-benzofuran group, a 1-isobenzofuran group, a 3-isobenzofuran group, a 4-isobenzofuran group, a 5-isobenzofuran group, a 6-isobenzofuran group, a 7-isobenzofuran group, a quinolyl group, a 3-quinolyl group, a 4-quinolyl group, a 5-quinolyl group, a 6-quinolyl group, a 7-quinolyl group, an 8-quinolyl group, a 1-isoquinolyl group, a 3-isoquinolyl group, a 4-isoquinolyl group, a 5-isoquinolyl group, a 6-isoquinolyl group, a 7-isoquinolyl group, an 8-isoquinolyl group, a 2-quinoxalyl group, a 5-quinoxalyl group, a 6-quinoxalyl group, a 1-carbazolyl group, a 2-carbazolyl group, a 3-carbazolyl group, a 4-carbazolyl group, a 9-carbazolyl group, a 1-phenanthridinyl group, a 2-phenanthridinyl group, a 3-phenanthridinyl group, a 4-phenanthridinyl group, a 6-phenanthridinyl group, a 7-phenanthridinyl group, an 8-phenanthridinyl group, a 9-phenanthridinyl group, a 10-phenanthridinyl group, a 1-acridinyl group, a 2-acridinyl group, a 3-acridinyl group, a 4-acridinyl group, a 9-acridinyl group, a 1,7-phenanthroline-2-yl group, a 1,7-phenanthroline-3-yl group, a 1,7-phenanthroline-4-yl group, a 1,7-phenanthroline-5-yl group, a 1,7-phenanthroline-6-yl group, a 1,7-phenanthroline-8-yl group, a 1,7-phenanthroline-9-yl group, a 1,7-phenanthroline-10-yl group, a 1,8-phenanthroline-2-yl group, a 1,8-phenanthroline-3-yl group, a 1,8-phenanthroline-4-yl group, a 1,8-phenanthroline-5-yl group, a 1,8-phenanthroline-6-yl group, a 1,8-phenanthroline-7-yl group, a 1,8-phenanthroline-9-yl group, a 1,8-phenanthroline-10-yl group, a 1,9-phenanthroline-2-yl group, a 1,9-phenanthroline-3-yl group, a 1,9-phenanthroline-4-yl group, a 1,9-phenanthroline-5-yl group, a 1,9-phenanthroline-6-yl group, a 1,9-phenanthroline-7-yl group, a 1,9-phenanthroline-8-yl group, a 1,9-phenanthroline-10-yl group, a 1,10-phenanthroline-2-yl group, a 1,10-phenanthroline-3-yl group, a 1,10-phenanthroline-4-yl group, a 1,10-phenanthroline-5-yl group, a 2,9-phenanthroline-1-yl group, a 2,9-phenanthroline-3-yl group, a 2,9-phenanthroline-4-yl group, a 2,9-phenanthroline-5-yl group, a 2,9-phenanthroline-6-yl group, a 2,9-phenanthroline-7-yl group, a 2,9-phenanthroline-8-yl group, a 2,9-phenanthroline-10-yl group, a 2,8-phenanthroline-1-yl group, a 2,8-phenanthroline-3-yl group, a 2,8-phenanthroline-4-yl group, a 2,8-phenanthroline-5-yl group, a 2,8-phenanthroline-6-yl group, a 2,8-phenanthroline-7-yl group, a 2,8-phenanthroline-9-yl group, a 2,8-phenanthroline-10-yl group, a 2,7-phenanthroline-1-yl group, a 2,7-phenanthroline-3-yl group, a 2,7-phenanthroline-4-yl group, a 2,7-phenanthroline-5-yl group, a 2,7-phenanthroline-6-yl group, a 2,7-phenanthroline-8-yl group, a 2,7-phenanthroline-9-yl group, a 2,7-phenanthroline-10-yl group, a 1-phenazinyl group, a 2-phenazinyl group, a 1-phenothiazinyl group, a 2-phenothiazinyl group, a 3-phenothiazinyl group, a 4-phenothiazinyl group, a 10-phenothiazinyl group, a 1-phenoxazinyl group, a 2-phenoxazinyl group, a 3-phenoxazinyl group, a 4-phenoxazinyl group, a

10-phenoxazinyl group, a 2-oxazolyl group, a 4-oxazolyl group, a 5-oxazolyl group, a 2-oxadiazolyl group, a 5-oxadiazolyl group, a 3-furazanyl group, a 2-thienyl group, a 3-thienyl group, a 2-methylpyrrol-1-yl group, a 2-methylpyrrol-3-yl group, a 2-methylpyrrol-4-yl group, a 2-methylpyrrol-5-yl group, a 3-methylpyrrol-1-yl group, a 3-methylpyrrol-2-yl group, a 3-methylpyrrol-4-yl group, a 3-methylpyrrol-5-yl group, a 2-t-butylpyrrol-4-yl group, a 3-(2-phenylpropyl)pyrrol-1-yl group, a 2-methyl-1-indolyl group, a 4-methyl-1-indolyl group, a 2-methyl-3-indolyl group, a 4-methyl-3-indolyl group, a 2-t-butyl-1-indolyl group, a 4-t-butyl-1-indolyl group, a 2-t-butyl-3-indolyl group, and a 4-t-butyl-3-indolyl group.

Examples of the substituted or unsubstituted alkyl group having 1 to 50 carbon atoms include a methyl group, an ethyl group, a propyl group, an isopropyl group, an n-butyl group, an s-butyl group, an isobutyl group, a t-butyl group, an n-pentyl group, an n-hexyl group, an n-heptyl group, an n-octyl group, a hydroxymethyl group, a 1-hydroxyethyl group, a 2-hydroxyethyl group, a 2-hydroxyisobutyl group, a 1,2-dihydroxyethyl group, a 1,3-dihydroxyisopropyl group, a 2,3-dihydroxy-t-butyl group, a 1,2,3-trihydroxypropyl group, a chloromethyl group, a 1-chloroethyl group, a 2-chloroethyl group, a 2-chloroisobutyl group, a 1,2-dichloroethyl group, a 1,3-dichloroisopropyl group, a 2,3-dichloro-t-butyl group, a 1,2,3-trichloropropyl group, a bromomethyl group, a 1-bromoethyl group, a 2-bromoethyl group, a 2-bromoisobutyl group, a 1,2-dibromoethyl group, a 1,3-dibromoisopropyl group, a 2,3-dibromo-t-butyl group, a 1,2,3-tribromopropyl group, an iodomethyl group, a 1-iodoethyl group, a 2-iodoethyl group, a 2-iodoisobutyl group, a 1,2-diiodoethyl group, a 1,3-diiodoisopropyl group, a 2,3-diiodo-t-butyl group, a 1,2,3-triiodopropyl group, an aminomethyl group, a 1-aminoethyl group, a 2-aminoethyl group, a 2-aminoisobutyl group, a 1,2-diaminoethyl group, a 1,3-diaminoisopropyl group, a 2,3-diamino-t-butyl group, a 1,2,3-triaminopropyl group, a cyanomethyl group, a 1-cyanoethyl group, a 2-cyanoethyl group, a 2-cyanoisobutyl group, a 1,2-dicyanoethyl group, a 1,3-dicyanoisopropyl group, a 2,3-dicyano-t-butyl group, a 1,2,3-tricyanopropyl group, a nitromethyl group, a 1-nitroethyl group, a 2-nitroethyl group, a 2-nitroisobutyl group, a 1,2-dinitroethyl group, a 1,3-dinitroisopropyl group, a 2,3-dinitro-t-butyl group, and 1,2,3-trinitropropyl group.

Examples of the substituted or unsubstituted cycloalkyl group having 3 to 50 carbon atoms include a cyclopropyl group, a cyclobutyl group, a cyclopentyl group, a cyclohexyl group, a 4-methylcyclohexyl group, a 1-adamantyl group, a 2-adamantyl group, a 1-norbornyl group, and a 2-norbornyl group.

The substituted or unsubstituted alkoxy group having 1 to 50 carbon atoms is a group represented by —OY. Examples of Y include a methyl group, an ethyl group, a propyl group, an isopropyl group, an n-butyl group, an s-butyl group, an isobutyl group, a t-butyl group, an n-pentyl group, an n-hexyl group, an n-heptyl group, an n-octyl group, a hydroxymethyl group, a 1-hydroxyethyl group, a 2-hydroxyethyl group, a 2-hydroxyisobutyl group, a 1,2-dihydroxyethyl group, a 1,3-dihydroxyisopropyl group, a 2,3-dihydroxy-t-butyl group, a 1,2,3-trihydroxypropyl group, a chloromethyl group, a 1-chloroethyl group, a 2-chloroethyl group, a 2-chloroisobutyl group, a 1,2-dichloroethyl group, a 1,3-dichloroisopropyl group, a 2,3-dichloro-t-butyl group, a 1,2,3-trichloropropyl group, a bromomethyl group, a 1-bromoethyl group, a 2-bromoethyl group, a 2-bromoisobutyl group, a 1,2-dibromoethyl group, a 1,3-dibromoisopropyl group, a 2,3-dibromo-t-butyl group, a 1,2,3-tribromopropyl group, an iodomethyl group, a 1-iodoethyl group, a 2-iodoethyl group, a 2-iodoisobutyl

group, a 1,2-diiodoethyl group, a 1,3-diiodoisopropyl group, a 2,3-diiodo-t-butyl group, a 1,2,3-triiodopropyl group, an aminomethyl group, a 1-aminoethyl group, a 2-aminoethyl group, a 2-aminoisobutyl group, a 1,2-diaminoethyl group, a 1,3-diaminoisopropyl group, a 2,3-diamino-t-butyl group, a 1,2,3-triaminopropyl group, a cyanomethyl group, a 1-cyanoethyl group, a 2-cyanoethyl group, a 2-cyanoisobutyl group, a 1,2-dicyanoethyl group, a 1,3-dicyanoisopropyl group, a 2,3-dicyano-t-butyl group, a 1,2,3-tricyanopropyl group, a nitromethyl group, a 1-nitroethyl group, a 2-nitroethyl group, a 2-nitroisobutyl group, a 1,2-dinitroethyl group, a 1,3-dinitroisopropyl group, a 2,3-dinitro-t-butyl group, and 1,2,3-trinitropropyl group.

Examples of the substituted or unsubstituted aralkyl group having 7 to 50 carbon atoms include a benzyl group, a 1-phenylethyl group, a 2-phenylethyl group, a 1-phenylisopropyl group, a 2-phenylisopropyl group, a phenyl-t-butyl group, an α -naphthylmethyl group, a 1- α -naphthylethyl group, a 2- α -naphthylethyl group, a 1- α -naphthylisopropyl group, a 2- α -naphthylisopropyl group, a β -naphthylmethyl group, a 1- β -naphthylethyl group, a 2- β -naphthylethyl group, a 1- β -naphthylisopropyl group, a 2- β -naphthylisopropyl group, a 1-pyrrolylmethyl group, a 2-(1-pyrrolyl)ethyl group, a p-methylbenzyl group, an m-methylbenzyl group, an o-methylbenzyl group, a p-chlorobenzyl group, an m-chlorobenzyl group, an o-chlorobenzyl group, a p-bromobenzyl group, an m-bromobenzyl group, an o-bromobenzyl group, a p-iodobenzyl group, an m-iodobenzyl group, an o-iodobenzyl group, a p-hydroxybenzyl group, an m-hydroxybenzyl group, an o-hydroxybenzyl group, a p-aminobenzyl group, an m-aminobenzyl group, an o-aminobenzyl group, a p-nitrobenzyl group, an m-nitrobenzyl group, an o-nitrobenzyl group, a p-cyanobenzyl group, an m-cyanobenzyl group, an o-cyanobenzyl group, a 1-hydroxy-2-phenylisopropyl group, and a 1-chloro-2-phenylisopropyl group.

Examples of the substituted or unsubstituted aryloxy group having a ring formed of 6 to 50 carbon atoms is represented by —OY'. Examples of Y' include a phenyl group, a 1-naphthyl group, a 2-naphthyl group, a 1-anthryl group, a 2-anthryl group, a 9-anthryl group, a 1-phenanthryl group, a 2-phenanthryl group, a 3-phenanthryl group, a 4-phenanthryl group, a 9-phenanthryl group, a 1-naphthacenyl group, a 2-naphthacenyl group, a 9-naphthacenyl group, a 1-pyrenyl group, a 2-pyrenyl group, a 4-pyrenyl group, a 2-biphenylyl group, a 3-biphenylyl group, a 4-biphenylyl group, a p-terphenyl-4-yl group, a p-terphenyl-3-yl group, a p-terphenyl-2-yl group, an m-terphenyl-4-yl group, an m-terphenyl-3-yl group, an m-terphenyl-2-yl group, an o-tolyl group, an m-tolyl group, a p-tolyl group, a p-t-butylphenyl group, a p-(2-phenylpropyl)phenyl group, a 3-methyl-2-naphthyl group, a 4-methyl-1-naphthyl group, a 4-methyl-1-anthryl group, a 4'-methylbiphenylyl group, and a 4"-t-butyl-p-terphenyl-4-yl group.

Examples of the substituted or unsubstituted heteroaryloxy group having a ring formed of 5 to 50 atoms is represented by —OZ'. Examples of Z' include a 2-pyrrolyl group, a 3-pyrrolyl group, a pyrazinyl group, a 2-pyridinyl group, a 3-pyridinyl group, a 4-pyridinyl group, a 2-indolyl group, a 3-indolyl group, a 4-indolyl group, a 5-indolyl group, a 6-indolyl group, a 7-indolyl group, a 1-isoidolyl group, a 3-isoidolyl group, a 4-isoidolyl group, a 5-isoidolyl group, a 6-isoidolyl group, a 7-isoidolyl group, a 2-furyl group, a 3-furyl group, a 2-benzofuranyl group, a 3-benzofuranyl group, a 4-benzofuranyl group, a 5-benzofuranyl group, a 6-benzofuranyl group, a 7-benzofuranyl group, a 1-isobenzofuranyl group, a 3-isobenzofuranyl group, a 4-isobenzofuranyl group, a 5-isobenzofuranyl group, a 6-isobenzofuranyl group, a 7-isobenzofuranyl group, a 2-quinolyl group, a

2-pyrenyl group, a 4-pyrenyl group, a 2-biphenyl group, a 3-biphenyl group, a 4-biphenyl group, a p-terphenyl-4-yl group, a p-terphenyl-3-yl group, a p-terphenyl-2-yl group, an m-terphenyl-4-yl group, an m-terphenyl-3-yl group, an m-terphenyl-2-yl group, an o-tolyl group, an m-tolyl group, a p-tolyl group, a p-t-butylphenyl group, a p-(2-phenylpropyl) phenyl group, a 3-methyl-2-naphthyl group, a 4-methyl-1-naphthyl group, a 4-methyl-1-anthryl group, a 4'-methylbiphenyl group, and a 4"-t-butyl-p-terphenyl-4-yl group.

The substituted or unsubstituted heteroarylthio group having a ring formed of 5 to 50 atoms is represented by —SZ". Examples of Z" include a 2-pyrrolyl group, a 3-pyrrolyl group, a pyrazinyl group, a 2-pyridinyl group, a 3-pyridinyl group, a 4-pyridinyl group, a 2-indolyl group, a 3-indolyl group, a 4-indolyl group, a 5-indolyl group, a 6-indolyl group, a 7-indolyl group, a 1-isoindolyl group, a 3-isoindolyl group, a 4-isoindolyl group, a 5-isoindolyl group, a 6-isoindolyl group, a 7-isoindolyl group, a 2-furyl group, a 3-furyl group, a 2-benzofuranyl group, a 3-benzofuranyl group, a 4-benzofuranyl group, a 5-benzofuranyl group, a 6-benzofuranyl group, a 7-benzofuranyl group, a 1-isobenzofuranyl group, a 3-isobenzofuranyl group, a 4-isobenzofuranyl group, a 5-isobenzofuranyl group, a 6-isobenzofuranyl group, a 7-isobenzofuranyl group, a 2-quinolyl group, a 3-quinolyl group, a 4-quinolyl group, a 5-quinolyl group, a 6-quinolyl group, a 7-quinolyl group, an 8-quinolyl group, a 1-isoquinolyl group, a 3-isoquinolyl group, a 4-isoquinolyl group, a 5-isoquinolyl group, a 6-isoquinolyl group, a 7-isoquinolyl group, an 8-isoquinolyl group, a 2-quinoxaliny group, a 5-quinoxaliny group, a 6-quinoxaliny group, a 1-carbazolyl group, a 2-carbazolyl group, a 3-carbazolyl group, a 4-carbazolyl group, a 1-phenanthridinyl group, a 2-phenanthridinyl group, a 3-phenanthridinyl group, a 4-phenanthridinyl group, a 6-phenanthridinyl group, a 7-phenanthridinyl group, an 8-phenanthridinyl group, a 9-phenanthridinyl group, a 10-phenanthridinyl group, a 1-acridinyl group, a 2-acridinyl group, a 3-acridinyl group, a 4-acridinyl group, a 9-acridinyl group, a 1,7-phenanthroline-2-yl group, a 1,7-phenanthroline-3-yl group, a 1,7-phenanthroline-4-yl group, a 1,7-phenanthroline-5-yl group, a 1,7-phenanthroline-6-yl group, a 1,7-phenanthroline-8-yl group, a 1,7-phenanthroline-9-yl group, a 1,7-phenanthroline-10-yl group, a 1,8-phenanthroline-2-yl group, a 1,8-phenanthroline-3-yl group, a 1,8-phenanthroline-4-yl group, a 1,8-phenanthroline-5-yl group, a 1,8-phenanthroline-6-yl group, a 1,8-phenanthroline-7-yl group, a 1,8-phenanthroline-9-yl group, a 1,8-phenanthroline-10-yl group, a 1,9-phenanthroline-2-yl group, a 1,9-phenanthroline-3-yl group, a 1,9-phenanthroline-4-yl group, a 1,9-phenanthroline-5-yl group, a 1,9-phenanthroline-6-yl group, a 1,9-phenanthroline-7-yl group, a 1,9-phenanthroline-8-yl group, a 1,9-phenanthroline-10-yl group, a 1,10-phenanthroline-2-yl group, a 1,10-phenanthroline-3-yl group, a 1,10-phenanthroline-4-yl group, a 1,10-phenanthroline-5-yl group, a 2,9-phenanthroline-1-yl group, a 2,9-phenanthroline-3-yl group, a 2,9-phenanthroline-4-yl group, a 2,9-phenanthroline-5-yl group, a 2,9-phenanthroline-6-yl group, a 2,9-phenanthroline-7-yl group, a 2,9-phenanthroline-8-yl group, a 2,9-phenanthroline-10-yl group, a 2,8-phenanthroline-1-yl group, a 2,8-phenanthroline-3-yl group, a 2,8-phenanthroline-4-yl group, a 2,8-phenanthroline-5-yl group, a 2,8-phenanthroline-6-yl group, a 2,8-phenanthroline-7-yl group, a 2,8-phenanthroline-9-yl group, a 2,8-phenanthroline-10-yl group, a 2,7-phenanthroline-1-yl group, a 2,7-phenanthroline-3-yl group, a 2,7-phenanthroline-4-yl group, a 2,7-phenanthroline-5-yl group, a 2,7-phenanthroline-6-yl group, a 2,7-phenanthroline-8-yl group, a 2,7-phenanthroline-9-yl group, a 2,7-phenanthroline-10-yl group, a 1-phenazinyl group,

The substituted or unsubstituted arylthio group having a ring formed of 6 to 50 carbon atoms is represented by "SY". Examples of "Y" include a phenyl group, a 1-naphthyl group, a 2-naphthyl group, a 1-anthryl group, a 2-anthryl group, a 9-anthryl group, a 1-phenanthryl group, a 2-phenanthryl group, a 3-phenanthryl group, a 4-phenanthryl group, a 9-phenanthryl group, a 1-naphthacenyl group, a 2-naphthacenyl group, a 9-naphthacenyl group, a 1-pyrenyl group, a

2-phenazinyl group, a 1-phenothiazinyl group, a 2-phenothiazinyl group, a 3-phenothiazinyl group, a 4-phenothiazinyl group, a 1-phenoxazinyl group, a 2-phenoxazinyl group, a 3-phenoxazinyl group, a 4-phenoxazinyl group, a 2-oxazolyl group, a 4-oxazolyl group, a 5-oxazolyl group, a 2-oxadiazolyl group, a 5-oxadiazolyl group, a 3-furazanyl group, a 2-thienyl group, a 3-thienyl group, a 2-methylpyrrol-1-yl group, a 2-methylpyrrol-3-yl group, a 2-methylpyrrol-4-yl group, a 2-methylpyrrol-5-yl group, a 3-methylpyrrol-1-yl group, a 3-methylpyrrol-2-yl group, a 3-methylpyrrol-4-yl group, a 3-methylpyrrol-5-yl group, a 2-t-butylpyrrol-4-yl group, a 3-(2-phenylpropyl)pyrrol-1-yl group, a 2-methyl-1-indolyl group, a 4-methyl-1-indolyl group, a 2-methyl-3-indolyl group, a 4-methyl-3-indolyl group, a 2-t-butyl-1-indolyl group, a 4-t-butyl-1-indolyl group, a 2-t-butyl-3-indolyl group, and a 4-t-butyl-3-indolyl group.

The substituted or unsubstituted alkoxycarbonyl group having 2 to 50 carbon atoms is represented by —COOZ. Examples of Z include a methyl group, an ethyl group, a propyl group, an isopropyl group, an n-butyl group, an s-butyl group, an isobutyl group, a t-butyl group, an n-pentyl group, an n-hexyl group, an n-heptyl group, an n-octyl group, a hydroxymethyl group, a 1-hydroxyethyl group, a 2-hydroxyethyl group, a 2-hydroxyisobutyl group, a 1,2-dihydroxyethyl group, a 1,3-dihydroxyisopropyl group, a 2,3-dihydroxy-t-butyl group, a 1,2,3-trihydroxypropyl group, a chloromethyl group, a 1-chloroethyl group, a 2-chloroethyl group, a 2-chloroisobutyl group, a 1,2-dichloroethyl group, a 1,3-dichloroisopropyl group, a 2,3-dichloro-t-butyl group, a 1,2,3-trichloropropyl group, a bromomethyl group, a 1-bromoethyl group, a 2-bromoethyl group, a 2-bromoisobutyl group, a 1,2-dibromoethyl group, a 1,3-dibromoisopropyl group, a 2,3-dibromo-t-butyl group, a 1,2,3-tribromopropyl group, an iodomethyl group, a 1-iodoethyl group, a 2-iodoethyl group, a 2-iodoisobutyl group, a 1,2-diiodoethyl group, a 1,3-diiodoisopropyl group, a 2,3-diiodo-t-butyl group, a 1,2,3-triiodopropyl group, an aminomethyl group, a 1-aminoethyl group, a 2-aminoethyl group, a 2-aminoisobutyl group, a 1,2-diaminoethyl group, a 1,3-diaminoisopropyl group, a 2,3-diamino-t-butyl group, a 1,2,3-triaminopropyl group, a cyanomethyl group, a 1-cyanoethyl group, a 2-cyanoethyl group, a 2-cyanoisobutyl group, a 1,2-dicyanoethyl group, a 1,3-dicyanoisopropyl group, a 2,3-dicyano-t-butyl group, a 1,2,3-tricyanopropyl group, a nitromethyl group, a 1-nitroethyl group, a 2-nitroethyl group, a 2-nitroisobutyl group, a 1,2-dinitroethyl group, a 1,3-dinitroisopropyl group, a 2,3-dinitro-t-butyl group, and 1,2,3-trinitropropyl group.

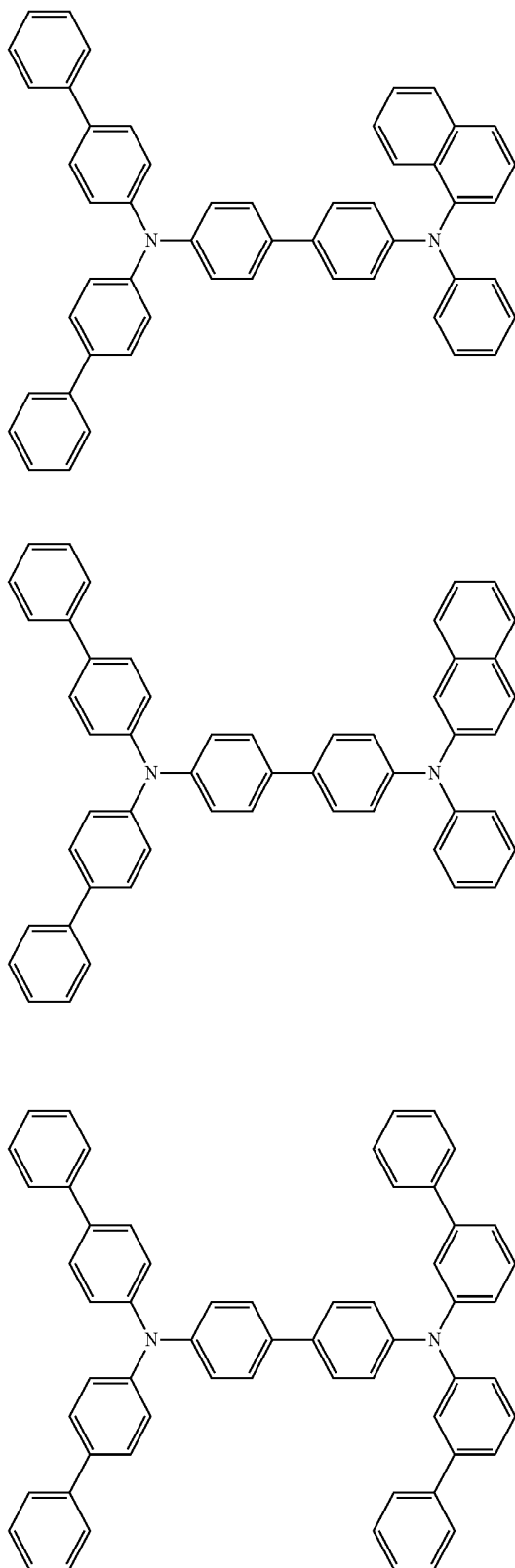
The substituted or unsubstituted aryl group having a ring formed of 6 to 50 carbon atoms or an amino group substituted with a substituted or unsubstituted heteroaryl group having a ring formed of 5 to 50 atoms is represented by —NPQ. Examples of P and Q include a phenyl group, a 1-naphthyl group, a 2-naphthyl group, a 1-anthryl group, a 2-anthryl group, a 9-anthryl group, a 1-phenanthryl group, a 2-phenanthryl group, a 3-phenanthryl group, a 4-phenanthryl group, a 5-phenanthryl group, a 1-naphthacenyl group, a 2-naphthacenyl group, a 9-naphthacenyl group, a 1-pyrenyl group, a 2-pyrenyl group, a 4-pyrenyl group, a 2-biphenyl group, a 3-biphenyl group, a 4-biphenyl group, a p-terphenyl-4-yl group, a p-terphenyl-3-yl group, a p-terphenyl-2-yl group, an m-terphenyl-4-yl group, an m-terphenyl-3-yl group, an m-terphenyl-2-yl group, an o-tolyl group, an m-tolyl group, a p-tolyl group, a p-t-butylphenyl group, a p-(2-phenylpropyl)phenyl group, a 3-methyl-2-naphthyl group, a 4-methyl-1-naphthyl group, a 4-methyl-1-anthryl group, a 4'-methylbiphenyl group, and a 4"-t-butyl-p-terphenyl-4-yl group, a 2-pyrrolyl group, a 3-pyrrolyl group, a pyrazinyl group, a

2-pyridinyl group, a 3-pyridinyl group, a 4-pyridinyl group, a 2-indolyl group, a 3-indolyl group, a 4-indolyl group, a 5-indolyl group, a 6-indolyl group, a 7-indolyl group, a 1-isoidolyl group, a 3-isoidolyl group, a 4-isoidolyl group, a 5-isoidolyl group, a 6-isoidolyl group, a 7-isoidolyl group, a 2-furyl group, a 3-furyl group, a 2-benzofuranyl group, a 3-benzofuranyl group, a 4-benzofuranyl group, a 5-benzofuranyl group, a 6-benzofuranyl group, a 7-benzofuranyl group, a 1-isobenzofuranyl group, a 3-isobenzofuranyl group, a 4-isobenzofuranyl group, a 5-isobenzofuranyl group, a 6-isobenzofuranyl group, a 7-isobenzofuranyl group, a 2-quinolyl group, a 3-quinolyl group, a 4-quinolyl group, a 5-quinolyl group, a 6-quinolyl group, a 7-quinolyl group, an 8-quinolyl group, a 1-isoquinolyl group, a 3-isoquinolyl group, a 4-isoquinolyl group, a 5-isoquinolyl group, a 6-isoquinolyl group, a 7-isoquinolyl group, an 8-isoquinolyl group, a 2-quinoxalanyl group, a 5-quinoxalanyl group, a 6-quinoxalanyl group, a 1-carbazolyl group, a 2-carbazolyl group, a 3-carbazolyl group, a 4-carbazolyl group, a 1-phenanthridinyl group, a 2-phenanthridinyl group, a 3-phenanthridinyl group, a 4-phenanthridinyl group, a 6-phenanthridinyl group, a 7-phenanthridinyl group, an 8-phenanthridinyl group, a 9-phenanthridinyl group, a 10-phenanthridinyl group, a 1-acridinyl group, a 2-acridinyl group, a 3-acridinyl group, a 4-acridinyl group, a 9-acridinyl group, a 1,7-phenanthrolin-2-yl group, a 1,7-phenanthrolin-3-yl group, a 1,7-phenanthrolin-4-yl group, a 1,7-phenanthrolin-5-yl group, a 1,7-phenanthrolin-6-yl group, a 1,7-phenanthrolin-8-yl group, a 1,7-phenanthrolin-9-yl group, a 1,7-phenanthrolin-10-yl group, a 1,8-phenanthrolin-2-yl group, a 1,8-phenanthrolin-3-yl group, a 1,8-phenanthrolin-4-yl group, a 1,8-phenanthrolin-5-yl group, a 1,8-phenanthrolin-6-yl group, a 1,8-phenanthrolin-7-yl group, a 1,8-phenanthrolin-9-yl group, a 1,8-phenanthrolin-10-yl group, a 1,9-phenanthrolin-2-yl group, a 1,9-phenanthrolin-3-yl group, a 1,9-phenanthrolin-4-yl group, a 1,9-phenanthrolin-5-yl group, a 1,9-phenanthrolin-6-yl group, a 1,9-phenanthrolin-7-yl group, a 1,9-phenanthrolin-8-yl group, a 1,9-phenanthrolin-10-yl group, a 1,10-phenanthrolin-2-yl group, a 1,10-phenanthrolin-3-yl group, a 1,10-phenanthrolin-4-yl group, a 1,10-phenanthrolin-5-yl group, a 2,9-phenanthrolin-1-yl group, a 2,9-phenanthrolin-3-yl group, a 2,9-phenanthrolin-4-yl group, a 2,9-phenanthrolin-5-yl group, a 2,9-phenanthrolin-6-yl group, a 2,9-phenanthrolin-7-yl group, a 2,9-phenanthrolin-8-yl group, a 2,9-phenanthrolin-10-yl group, a 2,8-phenanthrolin-1-yl group, a 2,8-phenanthrolin-3-yl group, a 2,8-phenanthrolin-4-yl group, a 2,8-phenanthrolin-5-yl group, a 2,8-phenanthrolin-6-yl group, a 2,8-phenanthrolin-7-yl group, a 2,8-phenanthrolin-9-yl group, a 2,8-phenanthrolin-10-yl group, a 2,7-phenanthrolin-1-yl group, a 2,7-phenanthrolin-3-yl group, a 2,7-phenanthrolin-4-yl group, a 2,7-phenanthrolin-5-yl group, a 2,7-phenanthrolin-6-yl group, a 2,7-phenanthrolin-8-yl group, a 2,7-phenanthrolin-9-yl group, a 2,7-phenanthrolin-10-yl group, a 1-phenazinyl group, a 2-phenazinyl group, a 1-phenothiazinyl group, a 2-phenothiazinyl group, a 3-phenothiazinyl group, a 4-phenothiazinyl group, a 1-phenoxazinyl group, a 2-phenoxazinyl group, a 3-phenoxazinyl group, a 4-phenoxazinyl group, a 2-oxazolyl group, a 4-oxazolyl group, a 5-oxazolyl group, a 2-oxadiazolyl group, a 5-oxadiazolyl group, a 3-furazanyl group, a 2-thienyl group, a 3-thienyl group, a 2-methylpyrrol-1-yl group, a 2-methylpyrrol-3-yl group, a 2-methylpyrrol-4-yl group, a 2-methylpyrrol-5-yl group, a 3-methylpyrrol-1-yl group, a 3-methylpyrrol-2-yl group, a 3-methylpyrrol-4-yl group, a 3-methylpyrrol-5-yl group, a 2-t-butylpyrrol-4-yl group, a 3-(2-phenylpropyl)pyrrol-1-yl group, a 2-methyl-1-indolyl group, a 4-methyl-1-indolyl

311

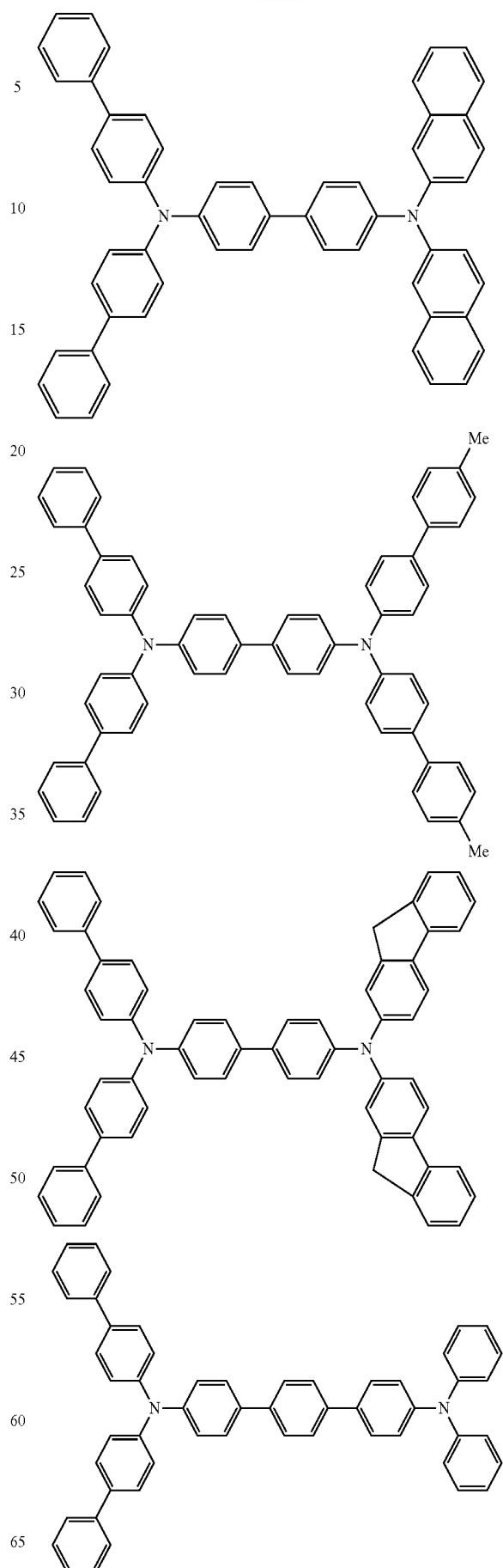
group, a 2-methyl-3-indolyl group, a 4-methyl-3-indolyl group, a 2-t-butyl-3-indolyl group, a 4-t-butyl-3-indolyl group, a 2-t-butyl-3-indolyl group, and a 4-t-butyl-3-indolyl group.

Specific examples of the compound represented by the general formula (I) are shown below. However, the present invention is not limited to these examples.



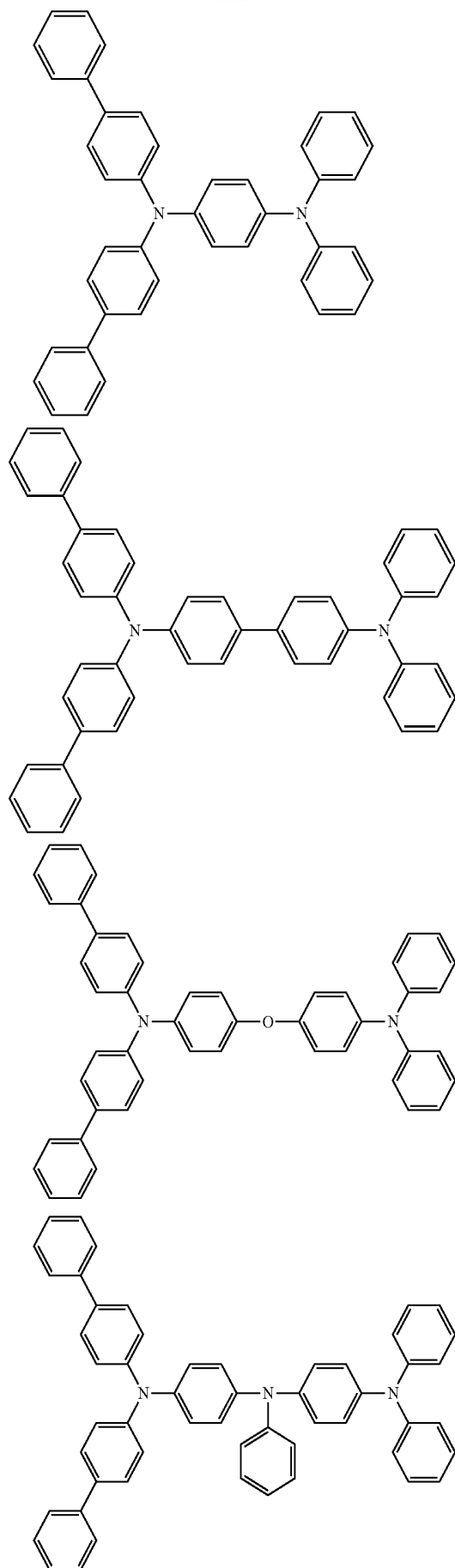
312

-continued

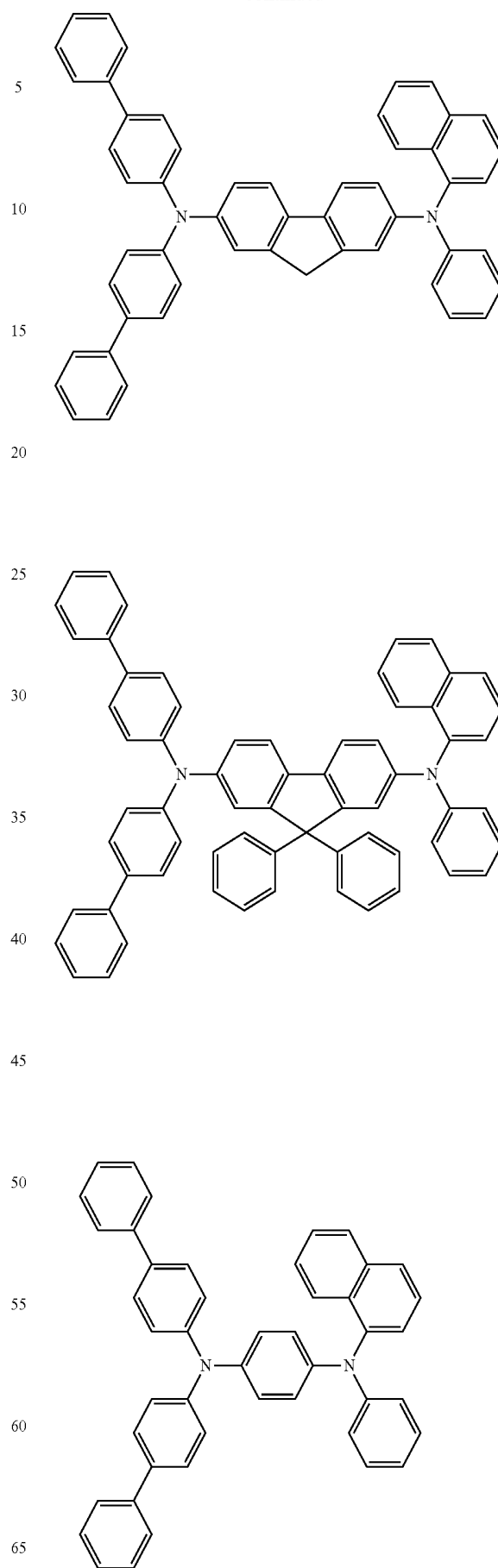


313

-continued

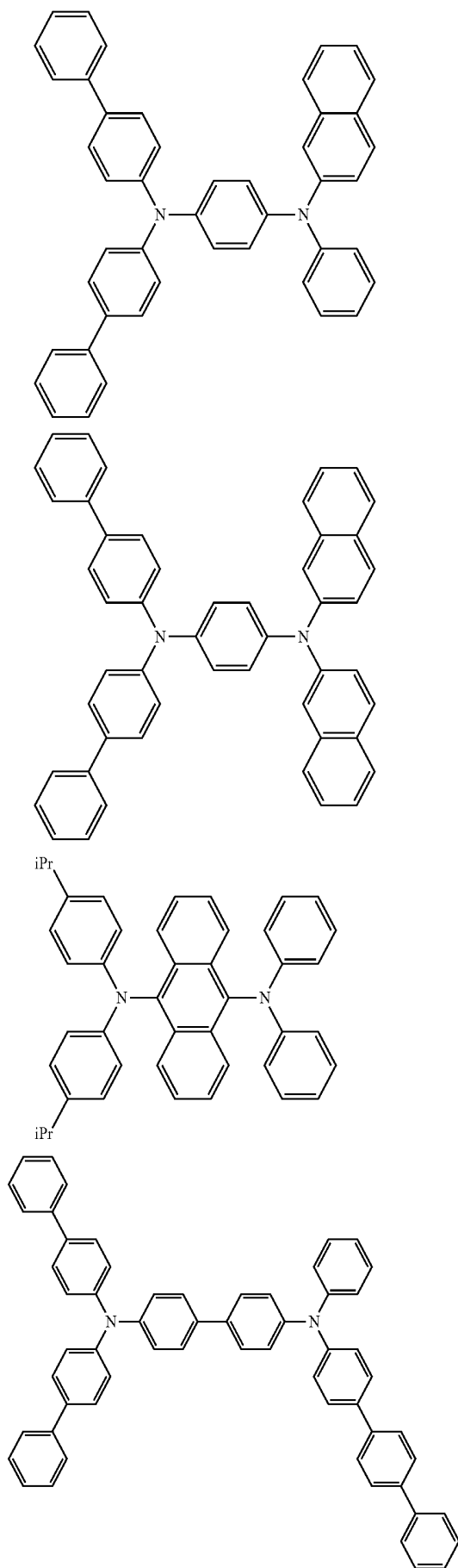
**314**

-continued

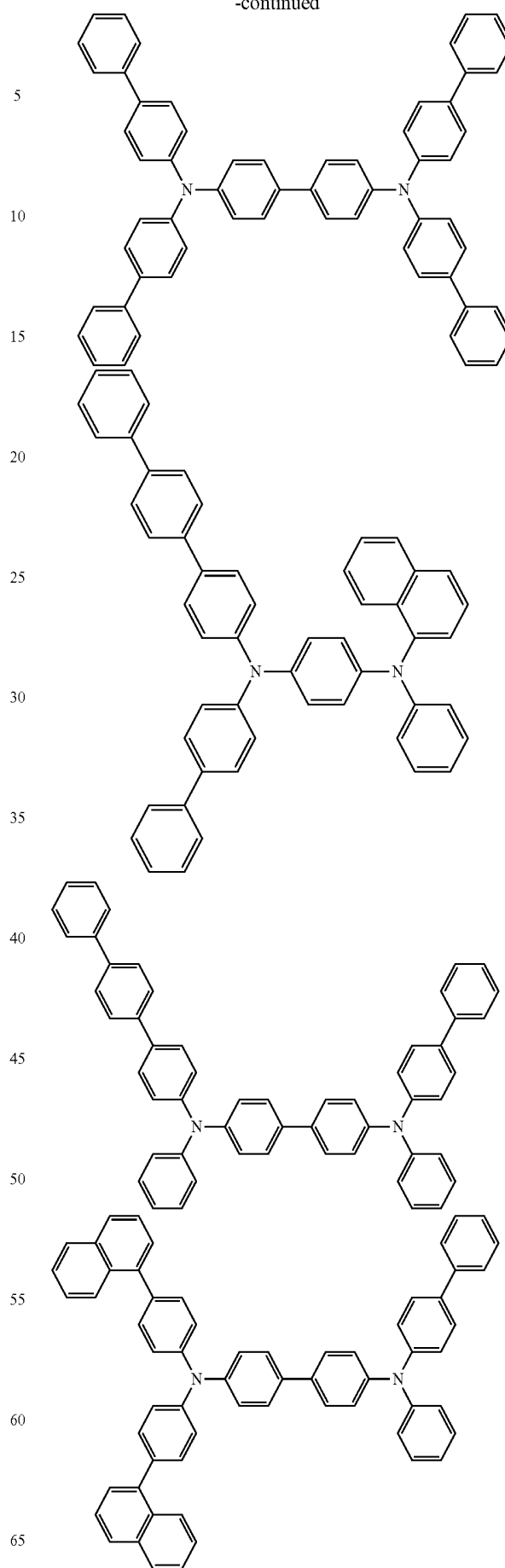


315

-continued

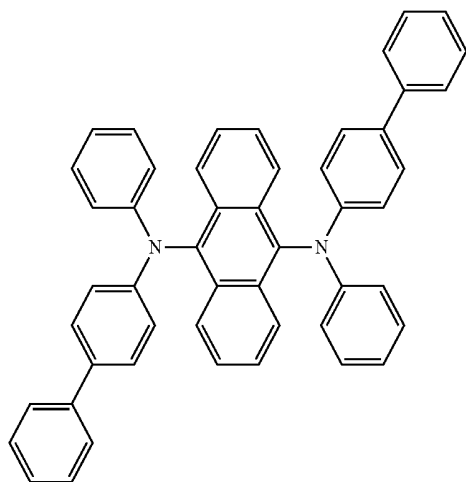
**316**

-continued

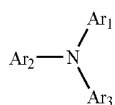


317

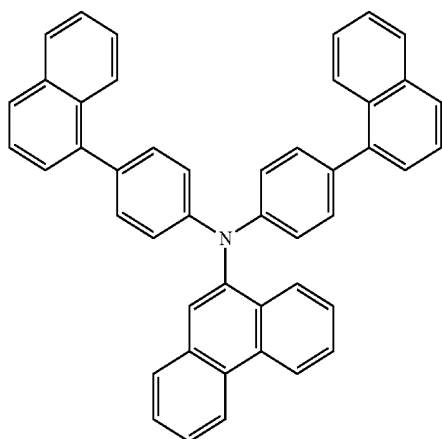
-continued



In addition, an aromatic amine represented by the following general formula (II) is also suitably used in the formation of the hole injecting layer or hole transporting layer.

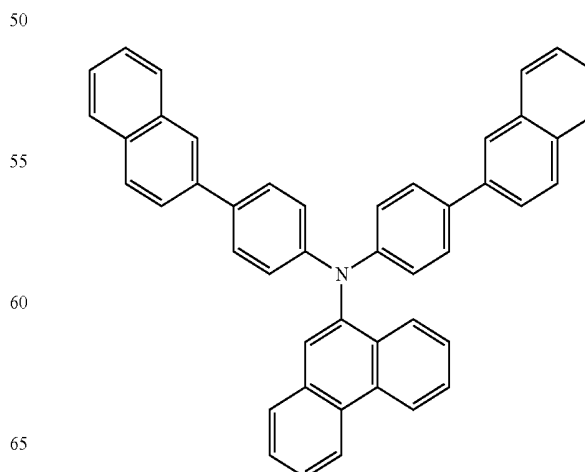
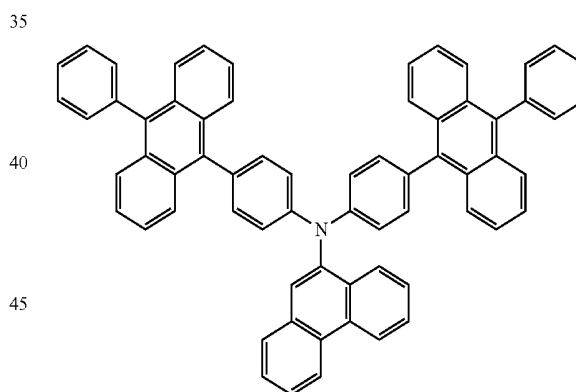
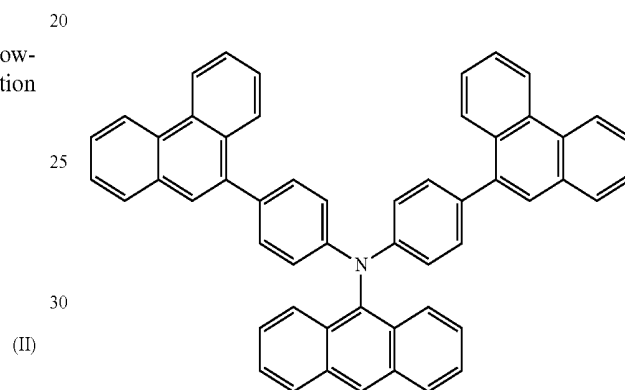
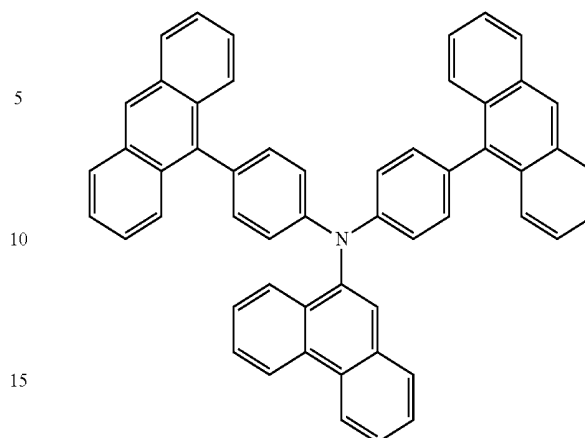


In the general formula (II), the definition of Ar_1 to Ar_3 is the same as that of Ar^1 to Ar^4 in the general formula (I). Specific examples of the compound represented by the general formula (II) are shown below. However, the present invention is not limited to these examples.



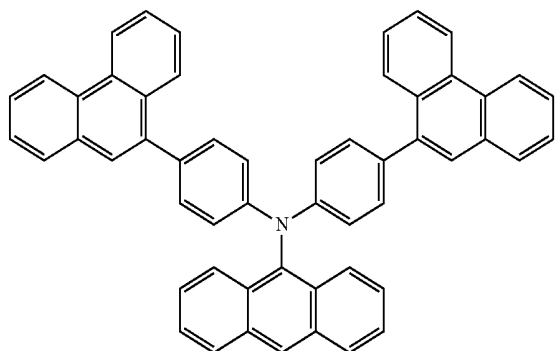
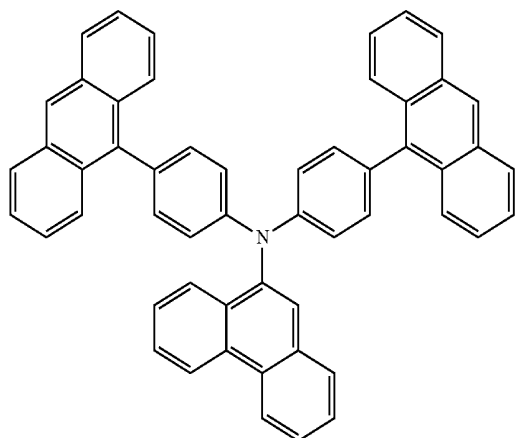
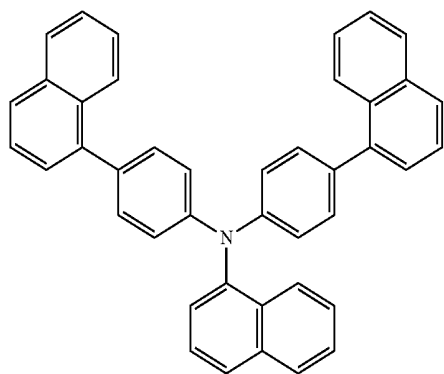
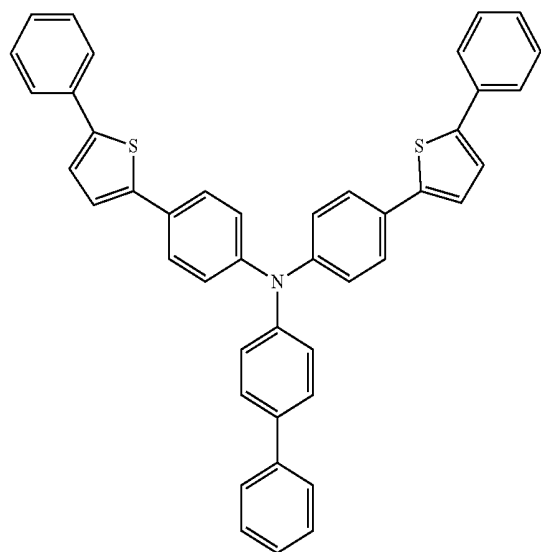
318

-continued

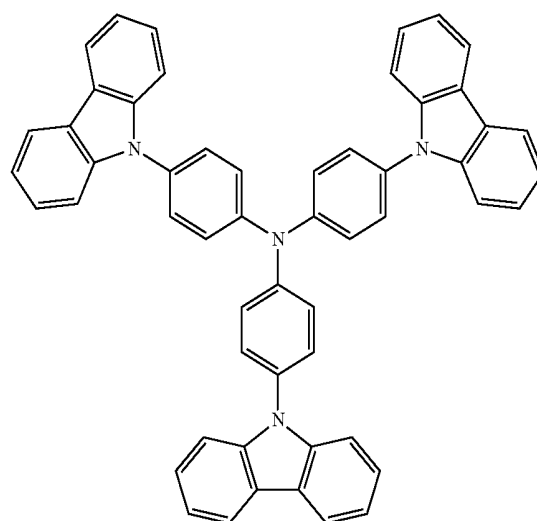
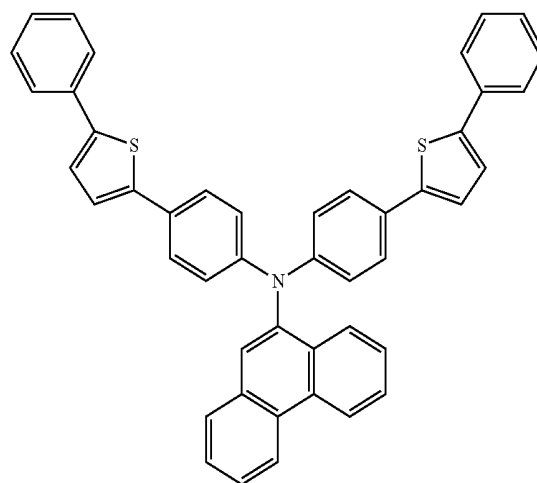
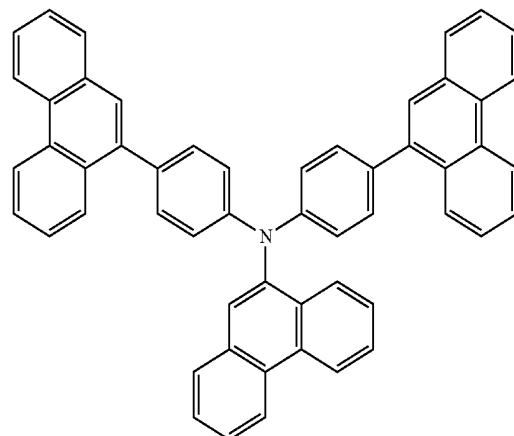
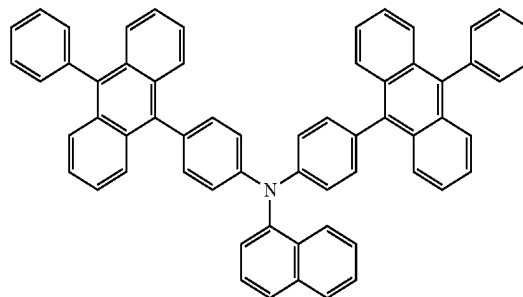


319

-continued

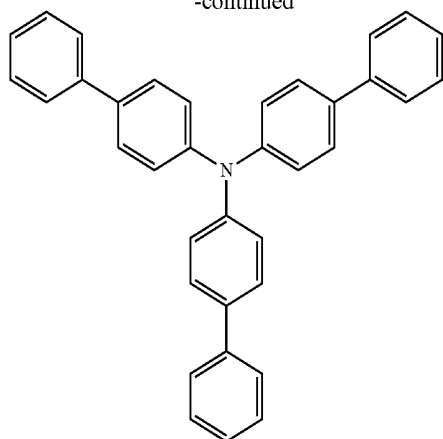
**320**

-continued



321

-continued



The compound of the present invention can be used in each of the hole injecting layer, the hole transporting layer, the electron injecting layer, and the electron transporting layer because the compound can transport both a hole and an electron.

In the present invention, the anode in the organic EL device has the function of injecting holes into the hole transporting layer or the light emitting layer. It is effective that the anode has a work function of 4.5 eV or greater. Specific examples of the material for the anode used in the present invention include indium tin oxide alloys (ITO), tin oxide (NESA), gold, silver, platinum, and copper. In addition, as the cathode, a material having a small work function is preferred in view to inject an electron into an electron-injecting layer or a light-emitting layer. Examples of the cathode material are not particularly limited, and specifically indium, aluminum, magnesium, an magnesium-indium alloy, a magnesium-aluminum alloy, an aluminum-lithium alloy, an aluminum-scandium-lithium alloy, and a magnesium-silver alloy may be used.

The method of forming the layers in the organic EL device of the present invention is not particularly limited. A conventionally known process such as the vacuum vapor deposition process or the spin coating process can be used. The organic thin film layer which is used in the organic EL device of the present invention and includes the compound represented by general formula (1) described above can be formed in accordance with a known process such as the vacuum vapor deposition process or the molecular beam epitaxy process (MBE process) or, using a solution prepared by dissolving the compounds into a solvent, in accordance with a coating process such as the dipping process, the spin coating process, the casting process, the bar coating process, or the roll coating process.

The thickness of each layer in the organic thin film layer in the organic EL device of the present invention is not particularly limited. In general, an excessively thin layer tends to have defects such as pin holes, whereas an excessively thick layer requires a high applied voltage to decrease the efficiency. Therefore, a thickness in the range of several nanometers to 1 μm is preferable.

EXAMPLES

Next, the present invention is described in detail by way of examples, but the present invention is not limited to the following examples. Note that, in the synthetic examples below, DMF refers to dimethylformamide, THF refers to tetrahydrofuran, DME refers to dimethoxyethane, NBS refers to N-bro-

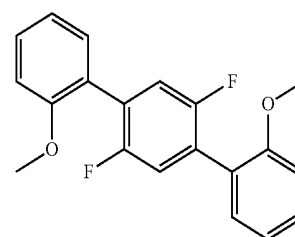
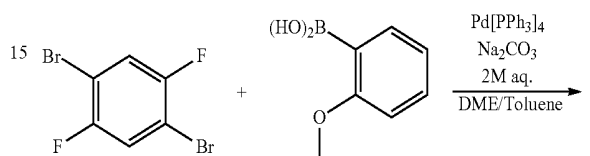
322

mosuccine imide, Ph refers to a phenyl group, AcOEt refers to ethyl acetate, and NMP refers to N-methylpyrrolidone.

Synthesis Example 1

Synthesis of Compound No. 1

(1) Synthesis of Compound 1



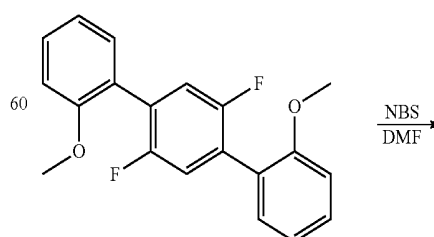
1

1,4-dibromo-2,5-difluorobenzene (49.3 g, 181.5 mmol), 2-methoxyphenylboronic acid (66.2 g, 435.6 mmol), and a 2 M aqueous solution of Na_2CO_3 (363 mL, 726 mmol), DME (360 mL), toluene (360 mL), and $\text{Pd}[\text{PPh}_3]_4$ (20.8 g, 18.0 mmol) were loaded into a three-necked flask, and the mixture was refluxed under an Ar atmosphere for 8 hours.

After the completion of the reaction, the resultant was cooled to room temperature. The resultant sample was transferred to a separating funnel, and water (500 mL) was charged into the funnel. Then, the mixture was extracted with CH_2Cl_2 . The extract was dried with MgSO_4 , and was then filtrated and concentrated. The resultant sample was purified by silica gel column chromatography, whereby a white solid was obtained in an amount of 38.5 g in 65% yield.

FD-MS $\text{C}_{20}\text{H}_{16}\text{F}_2\text{O}_2$: theoretical value 326, observed value 326

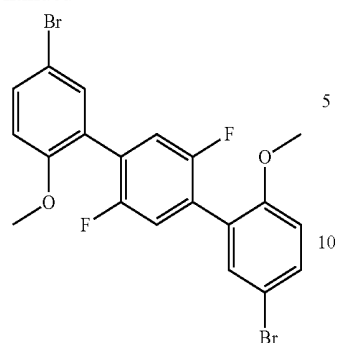
(2) Synthesis of Compound 2



1

323

-continued



2

Compound 1 (36.6 g, 112.2 mmol), NBS (39.9 g, 224 mmol), and DMF (1,000 mL) were loaded into a three-necked flask, and the mixture was stirred under an Ar atmosphere at room temperature for 8 hours. After the completion of the reaction, the resultant sample was transferred to a separating funnel, and water (1,000 mL) was charged into the funnel. Then, the mixture was extracted with AcOEt. The resultant sample was purified by column chromatography, whereby a white solid was obtained in an amount of 38 g in 70% yield.

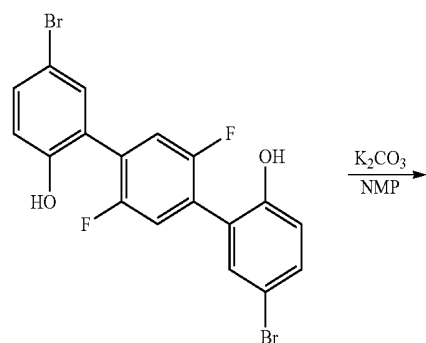
FD-MS $C_{20}H_{14}Br_2F_2O_2$: theoretical value 484, observed value 484

(3) Synthesis of Compound 3

Compound 2 (37.2 g, 76.8 mmol), a 1 M solution of BBr_3 in CH_2Cl_2 (180 mL, 180 mmol), and CH_2Cl_2 (500 mL) were loaded into a three-necked flask, and the mixture was stirred under an Ar atmosphere at $0^\circ C$. for 8 hours. After that, the mixture was left to stand at room temperature overnight. After the completion of the reaction, the resultant was neutralized with a saturated aqueous solution of $NaHCO_3$. The resultant sample was transferred to a separating funnel, and was extracted with CH_2Cl_2 . The resultant sample was purified by column chromatography, whereby a white solid was obtained in an amount of 28 g in 80% yield.

FD-MS $C_{18}H_{10}Br_2F_2O_2$: theoretical value 456, observed value 456

(4) Synthesis of Compound 4

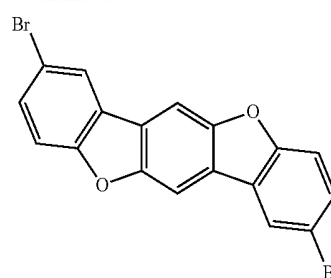


3



324

-continued

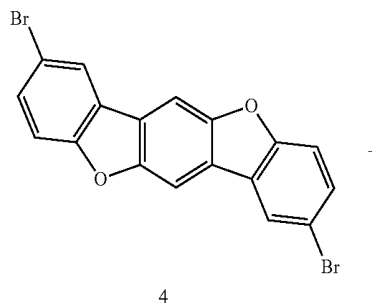


4

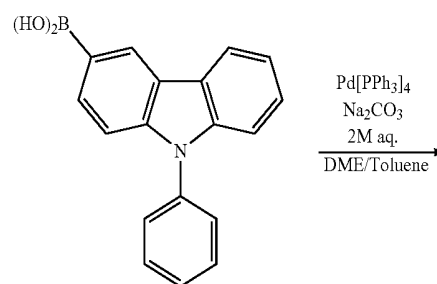
Compound 3 (27.4 g, 60.1 mmol), K_2CO_3 (18.2 g, 132 mmol), and NMP (250 mL) were loaded into a three-necked flask, and the mixture was stirred under an Ar atmosphere at $150^\circ C$. for 8 hours. After the completion of the reaction, the resultant was cooled to room temperature. The resultant sample was transferred to a separating funnel, and water (500 mL) was charged into the funnel. Then, the mixture was extracted with AcOEt. The resultant sample was purified by column chromatography, whereby a white solid was obtained in an amount of 20 g in 80% yield.

FD-MS $C_{18}H_8Br_2O_2$: theoretical value 416, observed value 416

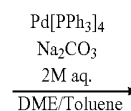
(5) Synthesis of Compound No. 1



4

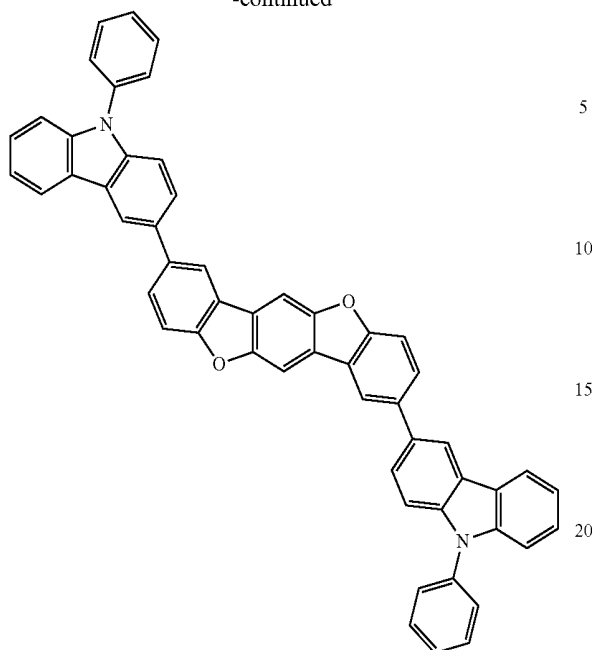


5



325

-continued



No. 1

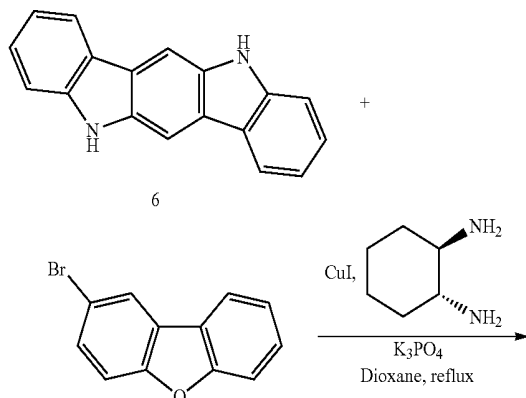
Compound 4 (2.5 g, 6.0 mmol), Compound 5 (3.8 g, 13.2 mmol), a 2 M aqueous solution of Na_2CO_3 (12 mL, 24 mmol), DME (12 mL), toluene (12 mL), and $\text{Pd}[\text{PPh}_3]_4$ (0.35 g, 0.3

mmol) were loaded into a three-necked flask, and the mixture was refluxed under an Ar atmosphere for 8 hours. After the completion of the reaction, the resultant was cooled to room temperature. The resultant sample was transferred to a separating funnel, and water (50 mL) was charged into the funnel. Then, the mixture was extracted with CH_2Cl_2 . The extract was dried with MgSO_4 , and was then filtrated and concentrated. The resultant sample was purified by silica gel column chromatography. The purified product was concentrated and exsiccated, and was then recrystallized twice, whereby a white powder (Compound No. 1) was obtained. The powder was purified by sublimation, whereby a white solid was obtained in an amount of 2.0 g in 45% yield.

FD-MS $\text{C}_{54}\text{H}_{32}\text{N}_2\text{O}_2$: theoretical value 740, observed value 740

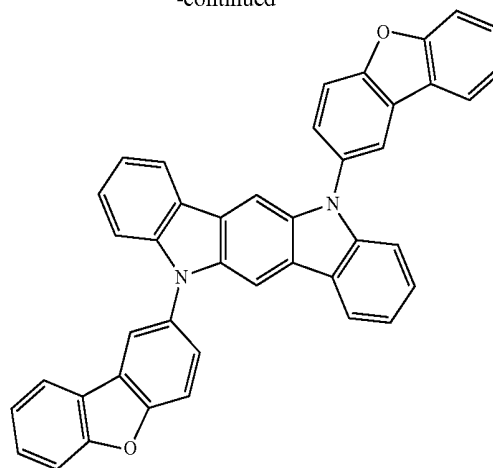
Synthesis Example 2

Synthesis of Compound No. 11



326

-continued



No. 11

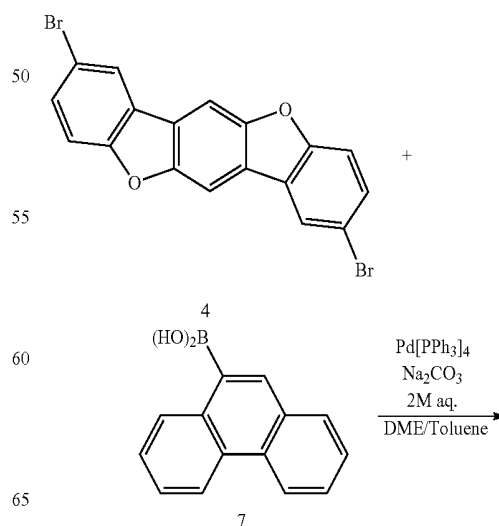
Compound 6 (2.6 g, 10 mmol), 2-bromodibenzofuran (5.0 g, 20 mmol), CuI (1.9 g, 10 mmol), trans-cyclohexane-1,2-diamine (3.4 g, 30 mmol), K_3PO_4 (8.5 g, 40 mmol), and 1,4-dioxane (10 mL) were loaded into a three-necked flask, and the mixture was refluxed under an argon atmosphere for 10 hours.

After the completion of the reaction, the resultant was cooled to room temperature. The resultant sample was transferred to a separating funnel, and water (50 mL) was charged into the funnel. Then, the mixture was extracted with CH_2Cl_2 . The resultant sample was purified by column chromatography. The purified product was concentrated and exsiccated, and was then recrystallized twice, whereby a white powder (Compound No. 11) was obtained. The powder was purified by sublimation, whereby a white solid was obtained in an amount of 2.1 g in 35% yield.

FD-MS $\text{C}_{42}\text{H}_{24}\text{N}_2\text{O}_2$: theoretical value 588, observed value 588

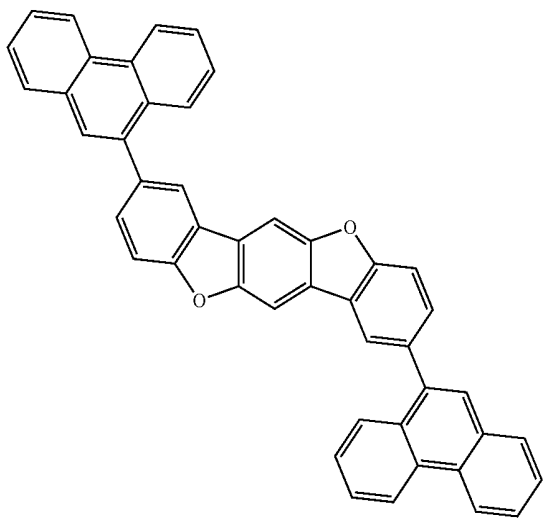
Synthesis Example 3

Synthesis of Compound No. 22



327

-continued



No. 22

328

DME (12 mL), toluene (12 mL), and $\text{Pd}[\text{PPh}_3]_4$ (0.35 g, 0.3 mmol) were loaded into a three-necked flask, and the mixture was refluxed under an Ar atmosphere for 8 hours.

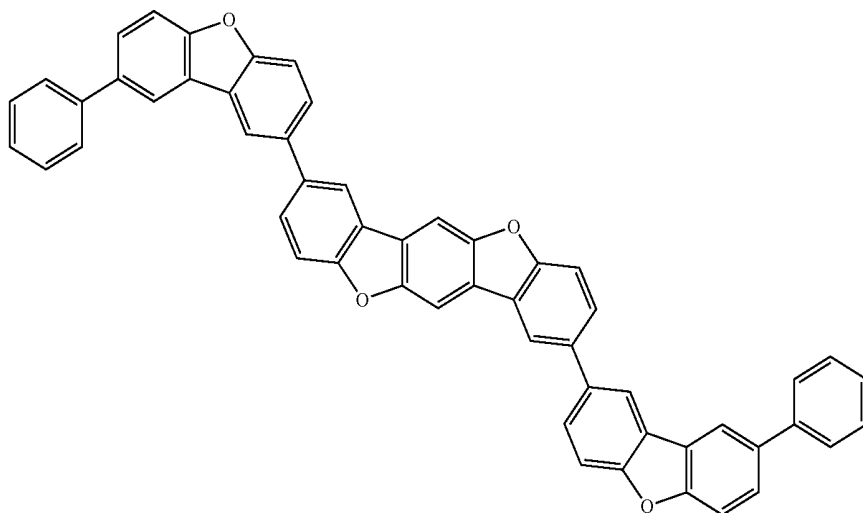
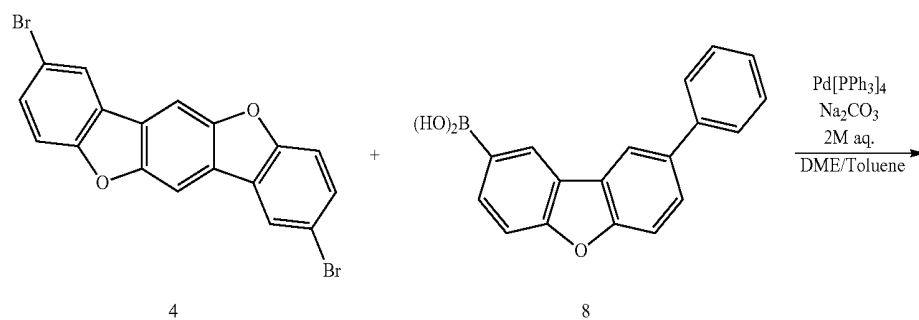
After the completion of the reaction, the resultant was cooled to room temperature. The resultant sample was transferred to a separating funnel, and water (50 mL) was charged into the funnel. Then, the mixture was extracted with CH_2Cl_2 . The extract was dried with MgSO_4 , and was then filtrated and concentrated. The resultant sample was purified by silica gel column chromatography. The purified product was concentrated and exsiccated, and was then recrystallized twice, whereby a white powder (Compound No. 22) was obtained. The powder was purified by sublimation, whereby a white solid was obtained in an amount of 1.3 g in 35% yield.

FD-MS $\text{C}_{46}\text{H}_{26}\text{O}_2$: theoretical value 610, observed value 610

Synthesis Example 4

Compound 4 (2.5 g, 6.0 mmol), Compound 7 (2.9 g, 13.2 mmol), a 2 M aqueous solution of Na_2CO_3 (12 mL, 24 mmol),

Synthesis of Compound No. 28



No. 28

329

Compound 4 (2.5 g, 6.0 mmol), Compound 8 (3.8 g, 13.2 mmol), a 2 M aqueous solution of Na_2CO_3 (12 mL, 24 mmol), DME (12 mL), toluene (12 mL), and $\text{Pd}[\text{PPh}_3]_4$ (0.35 g, 0.3 mmol) were loaded into a three-necked flask, and the mixture was refluxed under an Ar atmosphere for 8 hours.

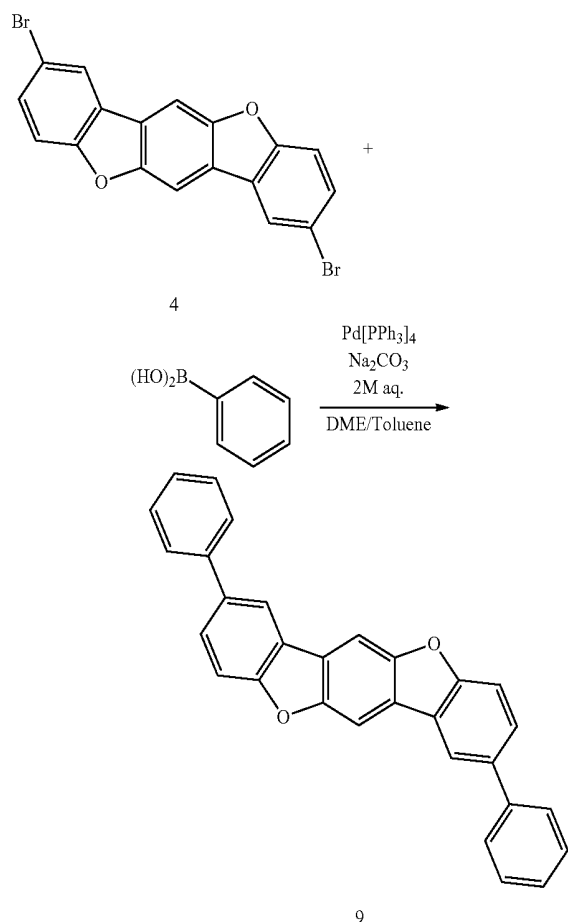
After the completion of the reaction, the resultant was cooled to room temperature. The resultant sample was transferred to a separating funnel, and water (50 mL) was charged into the funnel. Then, the mixture was extracted with CH_2Cl_2 . The extract was dried with MgSO_4 , and was then filtrated and concentrated. The resultant sample was purified by silica gel column chromatography. The purified product was concentrated and exsiccated, and was then recrystallized twice, whereby a white powder (Compound No. 28) was obtained. The powder was purified by sublimation, whereby a white solid was obtained in an amount of 2.1 g in 47% yield.

FD-MS $\text{C}_{54}\text{H}_{30}\text{O}_4$: theoretical value 742, observed value 742

Synthesis Example 5

Synthesis of Compound No. 39

(1) Synthesis of Compound 9



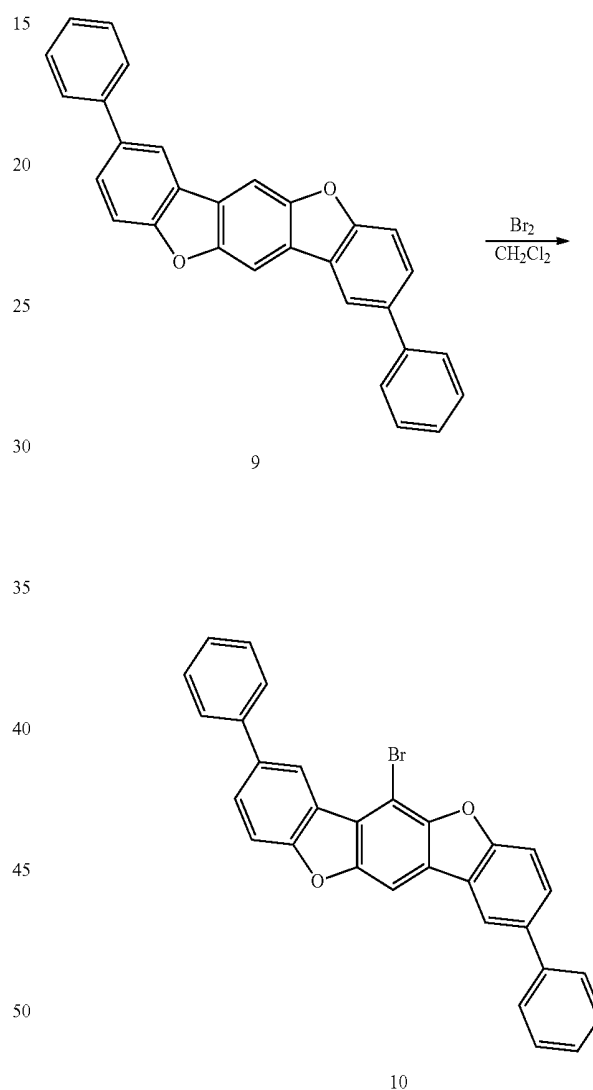
Compound 4 (10.0 g, 24.0 mmol), phenylboronic acid (6.4 g, 52.8 mmol), a 2 M aqueous solution of Na_2CO_3 (48 mL, 96 mmol), DME (48 mL), toluene (48 mL), and $\text{Pd}[\text{PPh}_3]_4$ (1.4 g, 1.2 mmol) were loaded into a three-necked flask, and the mixture was refluxed under an Ar atmosphere for 8 hours.

330

After the completion of the reaction, the resultant was cooled to room temperature. The resultant sample was transferred to a separating funnel, and water (300 mL) was charged into the funnel. Then, the mixture was extracted with CH_2Cl_2 . The extract was dried with MgSO_4 , and was then filtrated and concentrated. The resultant sample was purified by silica gel column chromatography, whereby a white solid was obtained in an amount of 7.5 g in 76% yield.

FD-MS $\text{C}_{30}\text{H}_{18}\text{O}_2$: theoretical value 410, observed value 410

(2) Synthesis of Compound 10

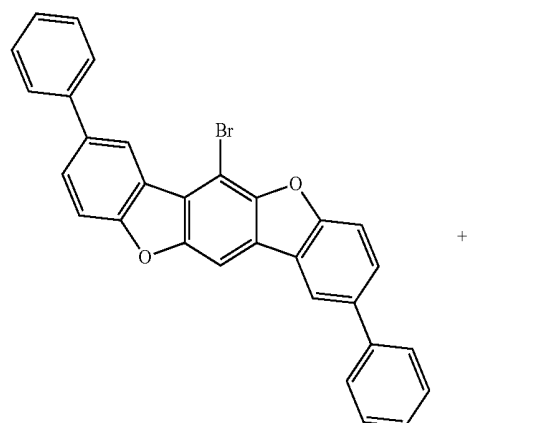


Compound 9 (7.5 g, 18.3 mmol) and CH_2Cl_2 (100 mL) were loaded into a three-necked flask, and bromine (2.9 g, 18.3 mmol) was dropped to the flask under an Ar atmosphere at 0°C . After that, the mixture was stirred at room temperature for 8 hours. After the completion of the reaction, the resultant sample was transferred to a separating funnel, and water (50 mL) was charged into the funnel. Then, the mixture was extracted with CH_2Cl_2 . The organic layer was washed with a saturated aqueous solution of NaNO_2 (50 mL) and dried with MgSO_4 , and was then filtrated and concentrated. The resultant sample was purified by column chromatography, whereby a white solid was obtained in an amount of 5.4 g in 60% yield.

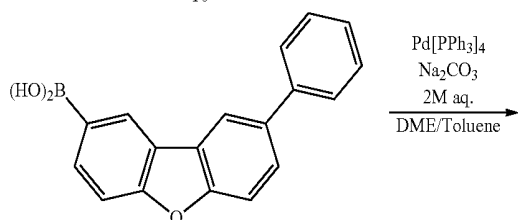
331

FD-MS $C_{30}H_{17}BrO_2$: theoretical value 489, observed value 489

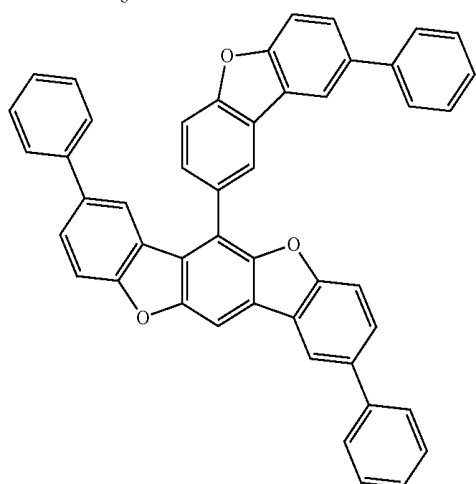
(3) Synthesis of Compound No. 39



10



8



No. 39

Compound 10 (4.9 g, 10.0 mmol), Compound 8 (3.2 g, 11.0 mmol), a 2 M aqueous solution of Na_2CO_3 (10 mL, 20 mmol), DME (20 mL), toluene (20 mL), and $Pd[PPh_3]_4$ (0.58 g, 0.5 mmol) were loaded into a three-necked flask, and the mixture was refluxed under an Ar atmosphere for 8 hours.

After the completion of the reaction, the resultant was cooled to room temperature. The resultant sample was transferred to a separating funnel, and water (100 mL) was charged into the funnel. Then, the mixture was extracted with CH_2Cl_2 . The extract was dried with $MgSO_4$, and was then filtrated and concentrated. The resultant sample was purified by silica gel column chromatography. The purified product was concentrated and exsiccated, and was then recrystallized twice, whereby a white powder (Compound No. 39) was obtained.

332

The powder was purified by sublimation, whereby a white solid was obtained in an amount of 1.8 g in 28% yield.

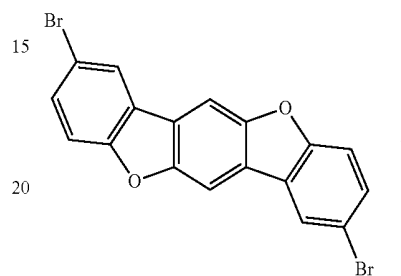
FD-MS $C_{48}H_{28}O_3$: theoretical value 652, observed value 652

Synthesis Example 6

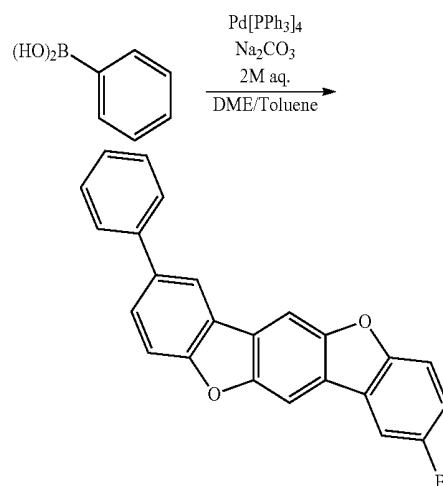
Synthesis of Compound No. 57

(1) Synthesis of Compound 11

10



4



11

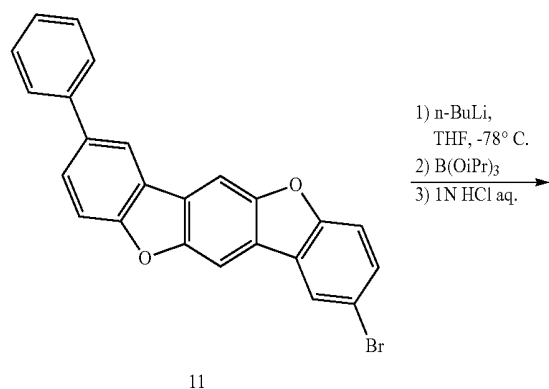
Compound 4 (16.6 g, 40.0 mmol), phenylboronic acid (4.9 g, 40 mmol), a 2 M aqueous solution of Na_2CO_3 (40 mL, 80 mmol), DME (80 mL), toluene (80 mL), and $Pd[PPh_3]_4$ (2.3 g, 2.0 mmol) were loaded into a three-necked flask, and the mixture was refluxed under an Ar atmosphere for 8 hours.

After the completion of the reaction, the resultant was cooled to room temperature. The resultant sample was transferred to a separating funnel, and water (300 mL) was charged into the funnel. Then, the mixture was extracted with CH_2Cl_2 . The extract was dried with $MgSO_4$, and was then filtrated and concentrated. The resultant sample was purified by silica gel column chromatography, whereby a white solid was obtained in an amount of 10.7 g in 65% yield.

333

FD-MS $C_{24}H_{13}BrO_2$: theoretical value 413, observed value 413

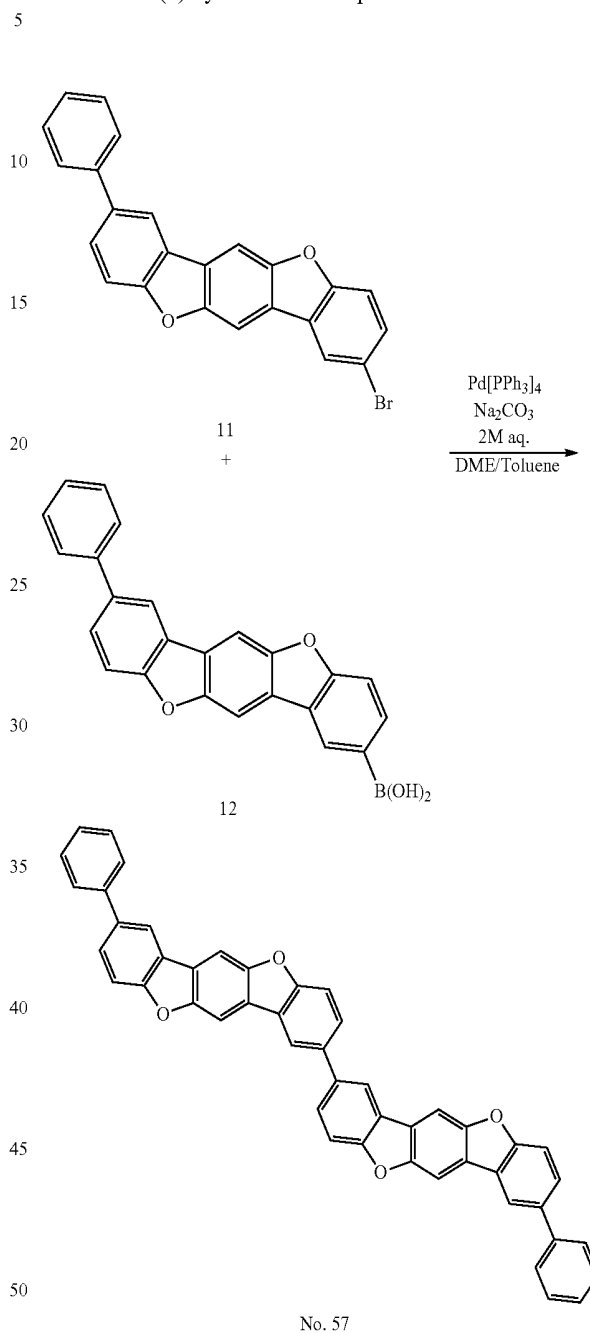
(2) Synthesis of Compound 12



334

by recrystallization (toluene-hexane), whereby a white solid was obtained in an amount of 5.5 g in 60% yield.

(3) Synthesis of Compound No. 57



Compound 11 (10 g, 24.2 mmol) and THF (240 mL) were loaded into a three-necked flask, and the mixture was cooled to -78°C . Then, n-BuLi (1.65 M solution in n-hexane, 16.1 mL, 26.6 mmol) was added dropwise to the flask, and the resultant mixture was stirred at -78°C . for 20 minutes. Triisopropyl borate (13.7 g, 72.6 mmol) was added to the resultant, and the mixture was stirred at -78°C . for 1 hour. After that, the resultant was left to stand overnight at room temperature. Then, 1 N HCl (100 mL) was charged into the resultant, and the mixture was stirred at room temperature for 1 hour. The resultant sample was concentrated, and was then transferred to a separating funnel. Water (100 mL) was charged into the funnel, and the mixture was extracted with CH_2Cl_2 . The extract was dried with MgSO_4 , and was then filtered and concentrated. The resultant sample was purified

Compound 11 (2.5 g, 6.0 mmol), Compound 12 (2.5 g, 6.6 mmol), a 2 M aqueous solution of Na_2CO_3 (6 mL, 12 mmol), DME (12 mL), toluene (12 mL), and $\text{Pd}[\text{PPh}_3]_4$ (0.35 g, 0.3 mmol) were loaded into a three-necked flask, and the mixture was refluxed under an Ar atmosphere for 8 hours.

After the completion of the reaction, the resultant was cooled to room temperature. The resultant sample was transferred to a separating funnel, and water (100 mL) was charged into the funnel. Then, the mixture was extracted with CH_2Cl_2 . The extract was dried with MgSO_4 , and was then filtrated and concentrated. The resultant sample was purified by silica gel column chromatography. The purified product was concentrated and exsiccated, and was then recrystallized twice, whereby a white powder (Compound No. 57) was obtained.

335

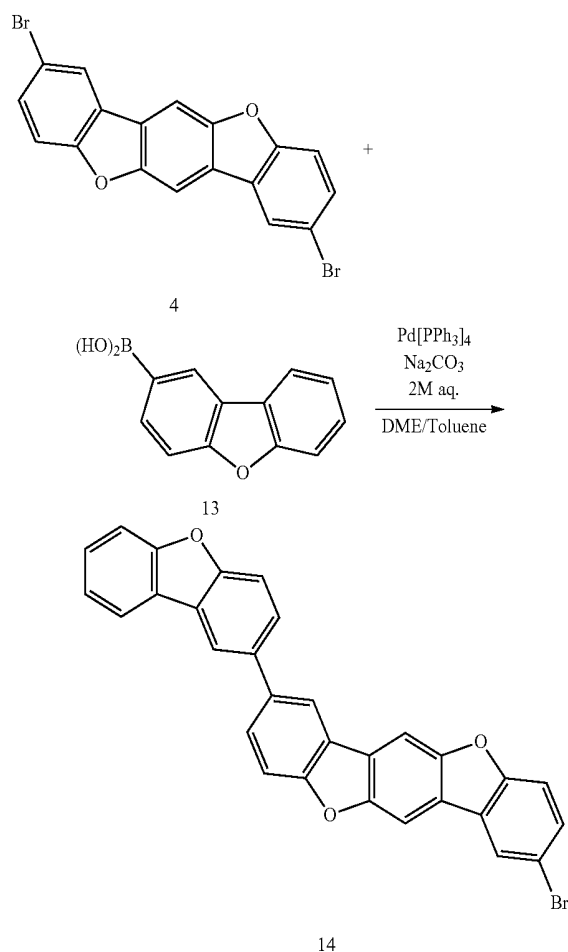
The powder was purified by sublimation, whereby a white solid was obtained in an amount of 1.6 g in 40% yield.

FD-MS $C_{48}H_{26}O_4$: theoretical value 666, observed value 666

Synthesis Example 7

Synthesis of Compound No. 58

(1) Synthesis of Compound 14



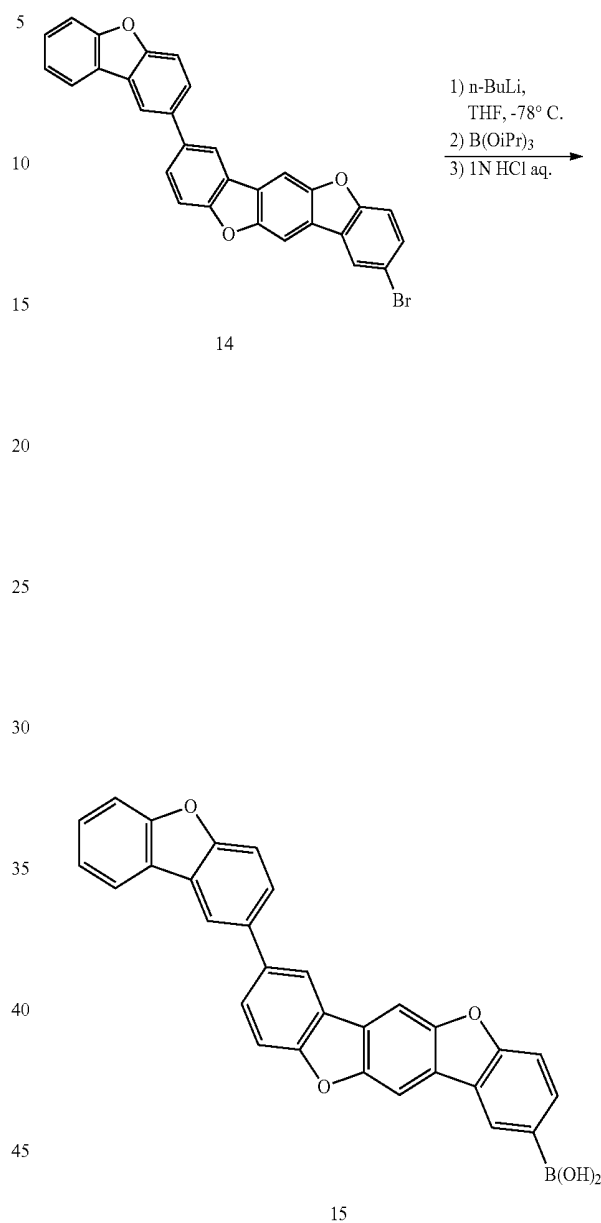
Compound 4 (16.6 g, 40 mmol), Compound 13 (8.5 g, 40 mmol), a 2 M aqueous solution of Na_2CO_3 (40 mL, 80 mmol), DME (80 mL), toluene (80 mL), and $Pd[PPh_3]_4$ (2.3 g, 2.0 mmol) were loaded into a three-necked flask, and the mixture was refluxed under an Ar atmosphere for 8 hours.

After the completion of the reaction, the resultant was cooled to room temperature. The resultant sample was transferred to a separating funnel, and water (300 mL) was charged into the funnel. Then, the mixture was extracted with CH_2Cl_2 . The extract was dried with $MgSO_4$, and was then filtrated and concentrated. The resultant sample was purified by silica gel column chromatography, whereby a white solid was obtained in an amount of 11.1 g in 55% yield.

FD-MS $C_{30}H_{15}BrO_3$: theoretical value 503, observed value 503

336

(2) Synthesis of Compound 15

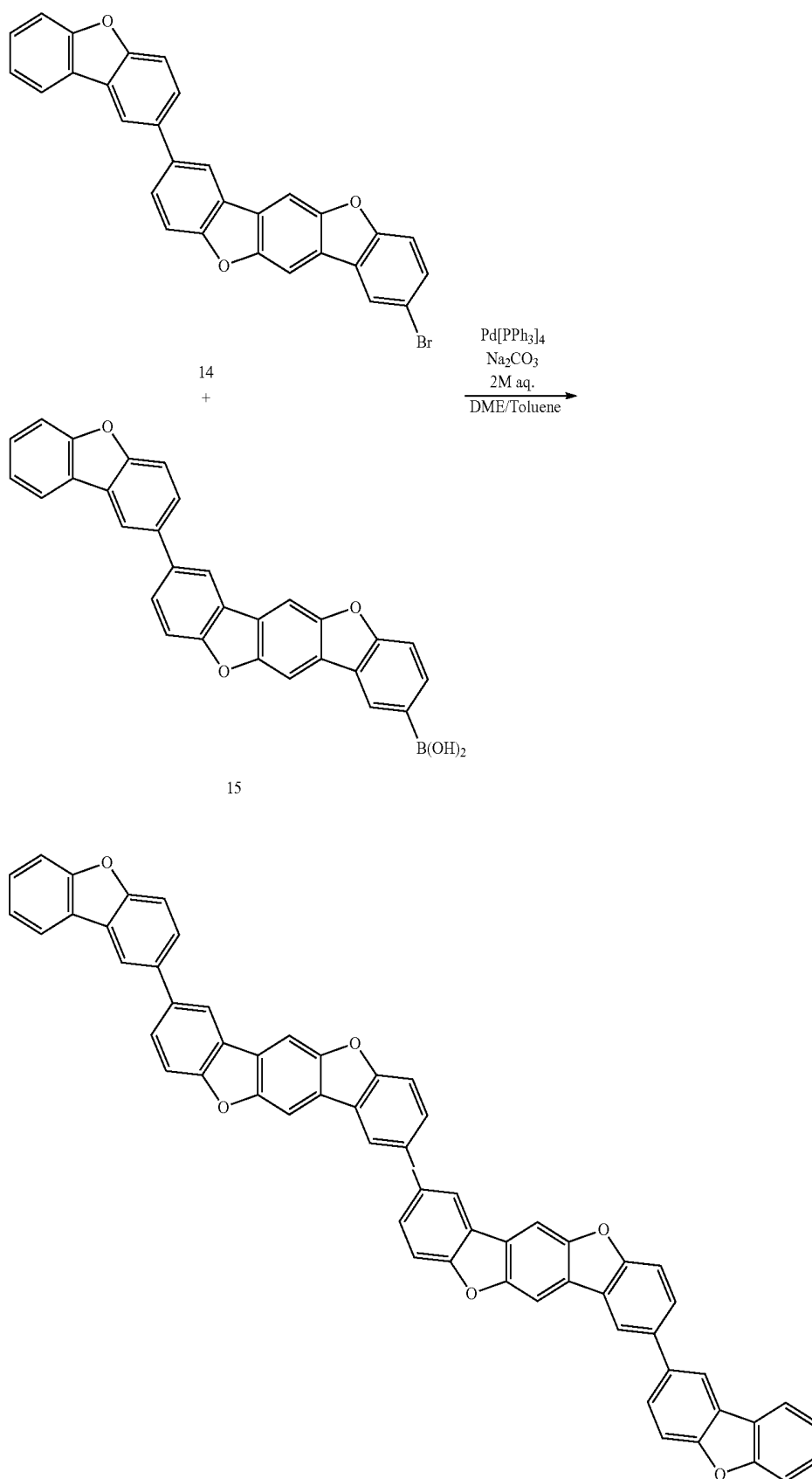


Compound 14 (11 g, 21.9 mmol) and THF (220 mL) were loaded into a three-necked flask, and the mixture was cooled to $-78^\circ C$. Then, $n-BuLi$ (1.65 M solution in n-hexane, 14.5 mL, 24.0 mmol) was added dropwise to the flask, and the resultant mixture was stirred at $-78^\circ C$. for 20 minutes. Triisopropyl borate (12.4 g, 65.6 mmol) was added to the resultant, and the mixture was stirred at $-78^\circ C$. for 1 hour. After that, the resultant was left to stand overnight at room temperature. Then, 1 N HCl (100 mL) was charged into the resultant, and the mixture was stirred at room temperature for 1 hour. The resultant sample was concentrated, and was then transferred to a separating funnel. Water (100 mL) was charged into the funnel, and the mixture was extracted with CH_2Cl_2 . The extract was dried with $MgSO_4$, and was then filtrated and concentrated. The resultant sample was purified by recrystallization (toluene-hexane), whereby a white solid was obtained in an amount of 6.4 g in 62% yield.

337

(3) Synthesis of Compound No. 58

338



339

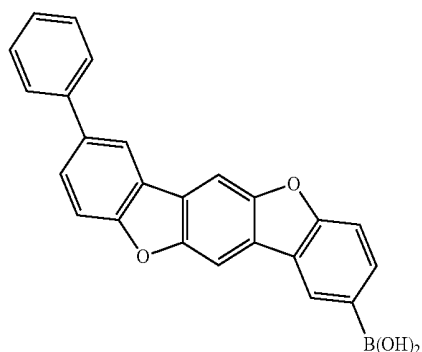
Compound 14 (3.0 g, 6.0 mmol), Compound 15 (3.1 g, 6.6 mmol), a 2 M aqueous solution of Na_2CO_3 (6 mL, 12 mmol), DME (12 mL), toluene (12 mL), and $\text{Pd}[\text{PPh}_3]_4$ (0.35 g, 0.3 mmol) were loaded into a three-necked flask, and the mixture was refluxed under an Ar atmosphere for 8 hours.

After the completion of the reaction, the resultant was cooled to room temperature. The resultant sample was transferred to a separating funnel, and water (100 mL) was charged into the funnel. Then, the mixture was extracted with CH_2Cl_2 . The extract was dried with MgSO_4 , and was then filtrated and concentrated. The resultant sample was purified by silica gel column chromatography. The purified product was concentrated and exsiccated, and was then recrystallized twice, whereby a white powder (Compound No. 58) was obtained. The powder was purified by sublimation, whereby a white solid was obtained in an amount of 1.3 g in 26% yield.

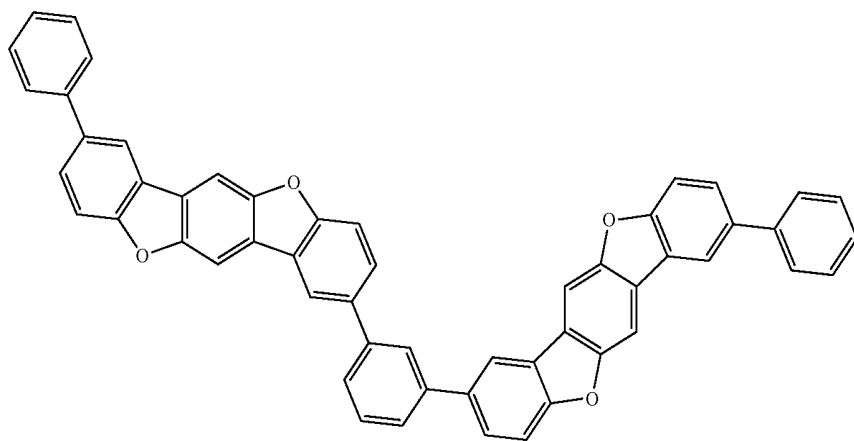
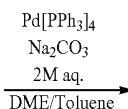
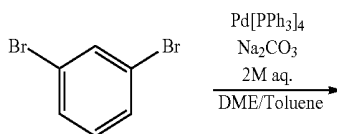
FD-MS $\text{C}_{60}\text{H}_{30}\text{O}_6$: theoretical value 846, observed value 846

Synthesis Example 8

Synthesis of Compound No. 60



12



NO. 60

340

Compound 12 (5.5 g, 14.5 mmol), 1,3-dibromobenzene (1.7 g, 7.3 mmol), a 2 M aqueous solution of Na_2CO_3 (15 mL, 30 mmol), DME (15 mL), toluene (15 mL), and $\text{Pd}[\text{PPh}_3]_4$ (0.42 g, 0.37 mmol) were loaded into a three-necked flask, and the mixture was refluxed under an Ar atmosphere for 8 hours.

After the completion of the reaction, the resultant was cooled to room temperature. The resultant sample was transferred to a separating funnel, and water (50 mL) was charged into the funnel. Then, the mixture was extracted with CH_2Cl_2 . The extract was dried with MgSO_4 , and was then filtrated and concentrated. The resultant sample was purified by silica gel column chromatography. The purified product was concentrated and exsiccated, and was then recrystallized twice, whereby a white powder (Compound No. 60) was obtained. The powder was purified by sublimation, whereby a white solid was obtained in an amount of 1.6 g in 29% yield.

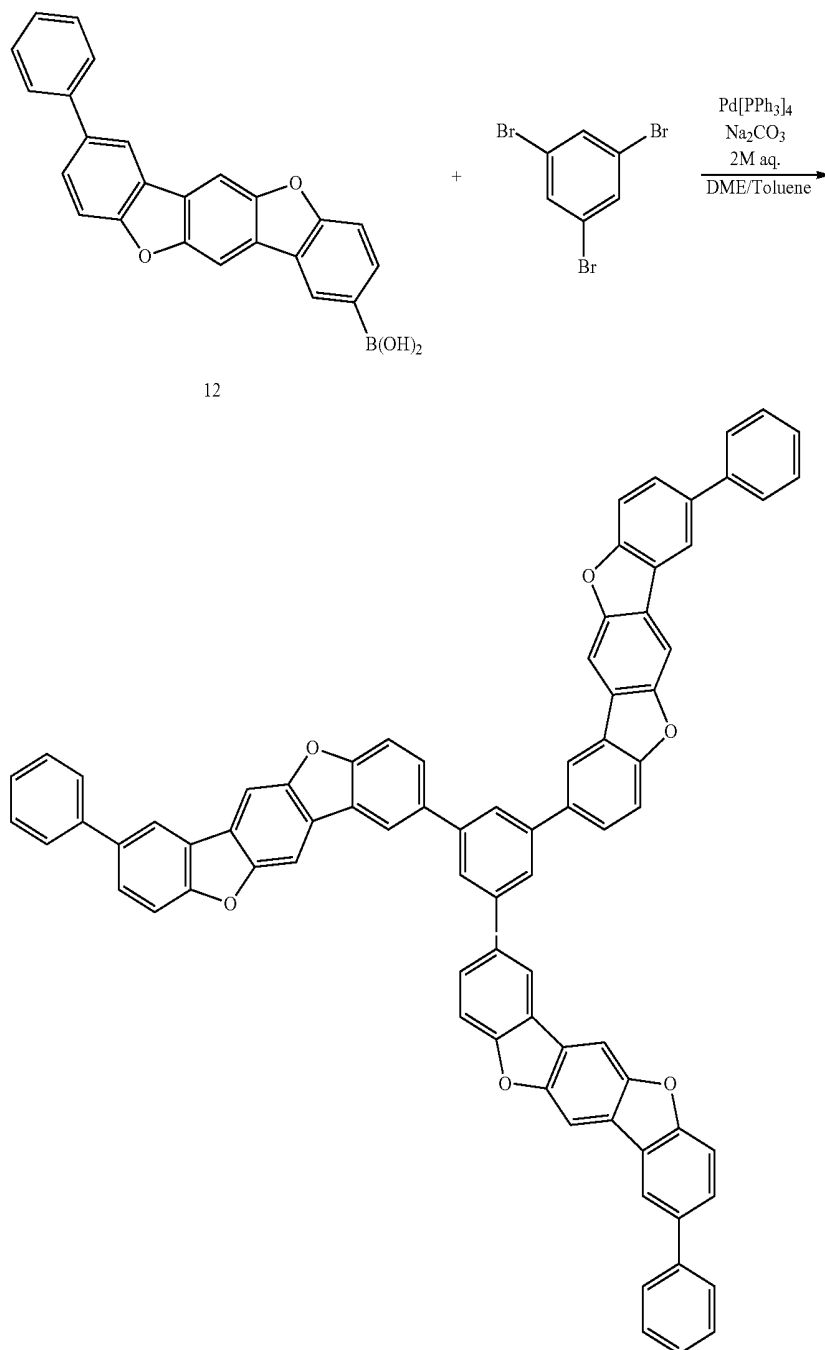
FD-MS $\text{C}_{54}\text{H}_{30}\text{O}_4$: theoretical value 742, observed value 742

341

Synthesis Example 9

342

Synthesis of Compound No. 62



12

No. 62

Compound 12 (8.3 g, 21.9 mmol), 1,3,5-tribromobenzene (2.3 g, 7.3 mmol), a 2 M aqueous solution of Na_2CO_3 (22.5 mL, 45 mmol), DME (15 mL), toluene (15 mL), and $\text{Pd}[\text{PPh}_3]_4$ (0.63 g, 0.56 mmol) were loaded into a three-necked flask, and the mixture was refluxed under an Ar atmosphere for 8 hours.

After the completion of the reaction, the resultant was cooled to room temperature. The resultant sample was transferred to a separating funnel, and water (150 mL) was charged

into the funnel. Then, the mixture was extracted with CH_2Cl_2 .

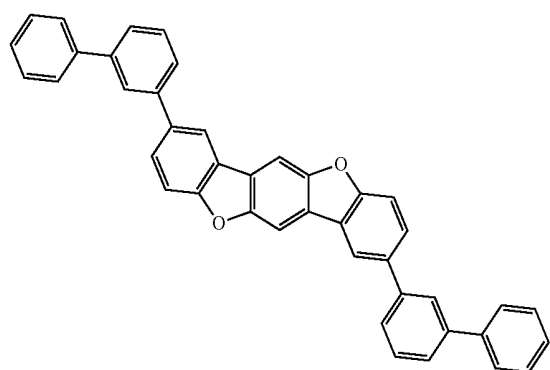
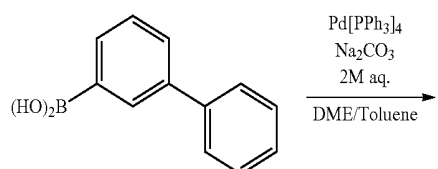
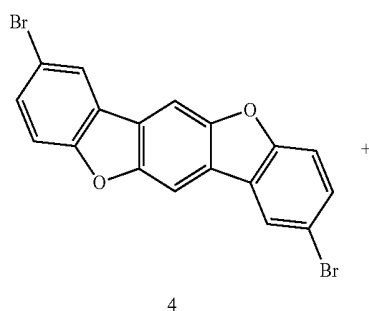
The extract was dried with MgSO_4 , and was then filtrated and concentrated. The resultant sample was purified by silica gel column chromatography. The purified product was concentrated and exsiccated, and was then recrystallized twice, whereby a white powder (Compound No. 62) was obtained. The powder was purified by sublimation, whereby a white solid was obtained in an amount of 1.1 g in 14% yield.

343

FD-MS $C_{78}H_{42}O_6$: theoretical value 1075, observed value 1075

Synthesis Example 10

Synthesis of Compound No. 20



Compound 4 (2.5 g, 6.0 mmol), 3-biphenylboronic acid (2.6 g, 13.2 mmol), a 2 M aqueous solution of Na_2CO_3 (12 mL, 24 mmol), DME (12 mL), toluene (12 mL), and $Pd[PPh_3]_4$ (0.35 g, 0.3 mmol) were loaded into a three-necked flask, and the mixture was refluxed under an Ar atmosphere for 8 hours.

After the completion of the reaction, the resultant was cooled to room temperature. The resultant sample was transferred to a separating funnel, and water (50 mL) was charged into the funnel. Then, the mixture was extracted with CH_2Cl_2 . The extract was dried with $MgSO_4$, and was then filtrated and concentrated. The resultant sample was purified by silica gel column chromatography. The purified product was concentrated and exsiccated, and was then recrystallized twice, whereby a white powder (Compound No. 20) was obtained. The powder was purified by sublimation, whereby a white solid was obtained in an amount of 1.3 g in 39% yield.

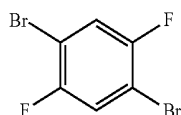
344

FD-MS $C_{42}H_{26}O_2$: theoretical value 562, observed value 562

Synthesis Example 11

Synthesis of Compound No. 67

(1) Synthesis of Compound 17



20

25

30

35

40

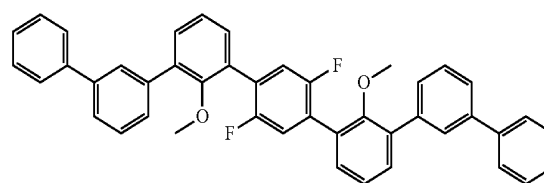
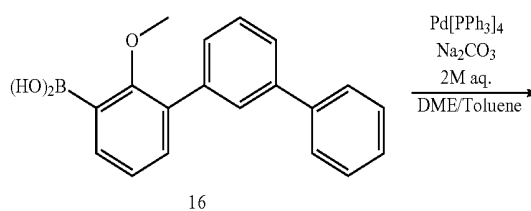
45

50

55

60

65



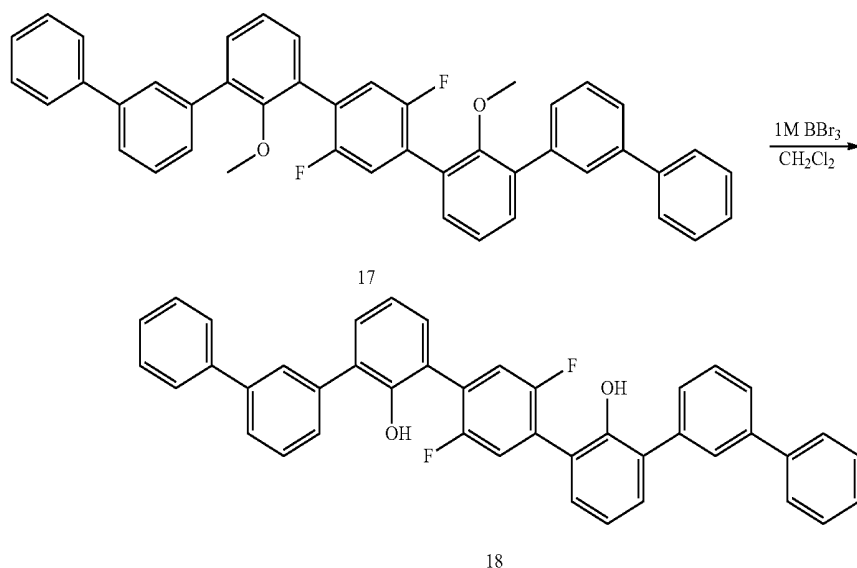
1,4-dibromo-2,5-difluorobenzene (5.4 g, 20.0 mmol), Compound 16 (12.8 g, 42.0 mmol), a 2 M aqueous solution of Na_2CO_3 (40 mL, 80.0 mmol), DME (40 mL), toluene (40 mL), and $Pd[PPh_3]_4$ (1.2 g, 1.0 mmol) were loaded into a three-necked flask, and the mixture was refluxed under an Ar atmosphere for 8 hours.

After the completion of the reaction, the resultant was cooled to room temperature. The resultant sample was transferred to a separating funnel, and water (100 mL) was charged into the funnel. Then, the mixture was extracted with CH_2Cl_2 . The extract was dried with $MgSO_4$, and was then filtrated and concentrated. The resultant sample was purified by silica gel column chromatography, whereby a white solid was obtained in an amount of 8.8 g in 70% yield. FD-MS $C_{44}H_{32}F_2O_2$: theoretical value 630, observed value 630

345

(2) Synthesis of Compound 18

346

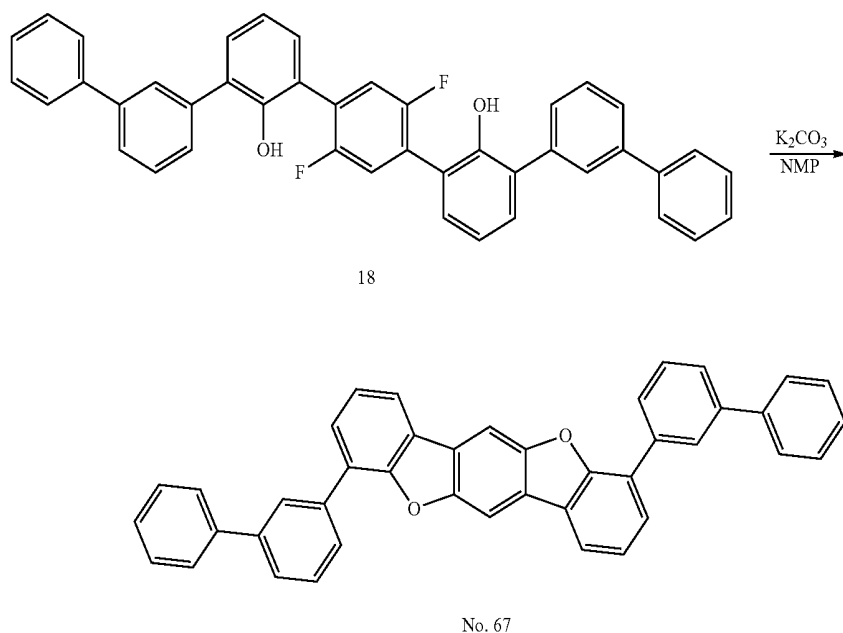
Compound 18 (7.8 g, 12.9 mmol), K_2CO_3 (7.2 g, 51.8 mmol), and NMP (50 mL) were loaded into a three-necked

Compound 17 (8.8 g, 14.0 mmol), a 1 M solution of BBr_3 in CH_2Cl_2 (34 mL, 34.0 mmol), and CH_2Cl_2 (140 mL) were loaded into a three-necked flask, and the mixture was stirred under an Ar atmosphere at $0^\circ C$. for 8 hours. After that, the mixture was left to stand at room temperature overnight. After the completion of the reaction, the resultant was neutralized with a saturated aqueous solution of $NaHCO_3$. The resultant sample was transferred to a separating funnel, and was extracted with CH_2Cl_2 . The resultant sample was purified by silica gel column chromatography, whereby a white solid was obtained in an amount of 7.8 g in 93% yield. FD-MS $C_{42}H_{28}F_2O_2$; theoretical value 602, observed value 602

flask, and the mixture was stirred under an Ar atmosphere at $200^\circ C$. for 3 hours. After the completion of the reaction, the resultant was cooled to room temperature. Toluene (500 mL) was charged into the resultant sample. The mixture was transferred to a separating funnel, and was washed with water. The washed product was dried with $MgSO_4$, and was then filtrated and concentrated. The resultant sample was purified by silica gel column chromatography. The purified product was concentrated and exsiccated, and was then recrystallized twice, whereby a white powder (Compound No. 67) was obtained. The powder was purified by sublimation, whereby a white solid was obtained in an amount of 2.5 g in 35% yield.

FD-MS $C_{42}H_{26}O_2$; theoretical value 562, observed value 562

(3) Synthesis of Compound No. 67



347

An apparatus and measurement conditions adopted for field desorption mass spectrometry (FD-MS) in each of Synthesis Examples 1 to 11 are shown below.

Apparatus: HX110 (manufactured by JEOL Ltd.)

Conditions: accelerating voltage 8 kV

scan range $m/z=50$ to 1,500

emitter kind: carbon

emitter current: 0 mA→2 mA/min→40 mA (held for 10 minutes)

Example 1

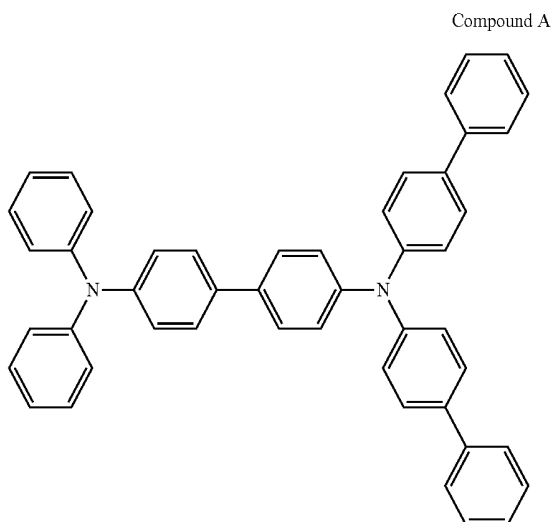
Production of Organic EL Device

A glass substrate provided with an ITO transparent electrode measuring 25 mm by 75 mm by 1.1 mm (manufactured by GEOMATEC Co., Ltd.) was subjected to ultrasonic cleaning in isopropyl alcohol for 5 minutes. Further, the substrate was subjected to ultraviolet (UV)-ozone cleaning for 30 minutes.

The glass substrate provided with a transparent electrode thus cleaned was mounted on a substrate holder of a vacuum deposition apparatus. First, Compound A was deposited from the vapor onto the surface of the glass substrate on the side where a transparent electrode line was formed so as to cover the transparent electrode, whereby a hole transporting layer having a thickness of 30 nm was obtained.

Compound No. 1 as a host for phosphorescence and Ir(Ph-ppy)_3 as a dopant for phosphorescence were co-deposited from the vapor onto the hole transporting layer, whereby a phosphorescent layer having a thickness of 30 nm was obtained. The concentration of Ir(Ph-ppy)_3 was 5 mass %.

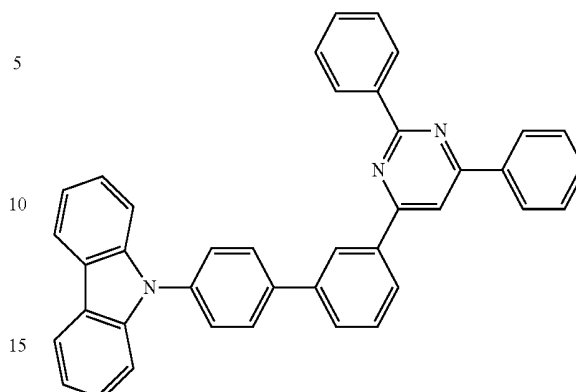
Subsequently, Compound B having a thickness of 10 nm, Compound C having a thickness of 20 nm, LiF having a thickness of 1 nm, and metal Al having a thickness of 80 nm were sequentially laminated on the phosphorescent layer, whereby a cathode was obtained. It should be noted that LiF as an electron injectable electrode was formed at a rate of 1 Å/min.



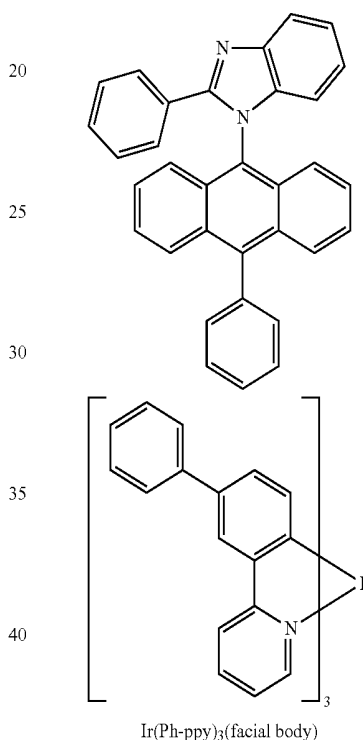
348

-continued

Compound B



Compound C



(Evaluation of Organic EL Device for Light Emitting Performance)

The organic EL device thus produced was caused to emit light by being driven with a direct current. The luminance (L) of the emitted light and the current density at which the device started to emit the light were measured. Then, the current efficiency (L/J) of the device at a luminance of 1,000 cd/m^2 was determined. Further, the lifetime of the device at a luminance of 20,000 cd/m^2 was determined. Table 1 shows the results.

Examples 2 to 9

Organic EL devices were each produced in the same manner as in Example 1 except that a host material listed in Table 1 was used instead of Host Compound No. 1 in Example 1, and the devices were each evaluated in the same manner as in Example 1. Table 1 shows the results of the evaluation for light emitting performance.

Comparative Examples 1 and 2

Organic EL devices were each produced in the same manner as in Example 1 except that the following compound (a) or

349

(b) described in EP 0908787 A was used as a host material instead of Host Compound No. 1 in Example 1, and the devices were each evaluated in the same manner as in Example 1. Table 1 shows the results of the evaluation for light emitting performance.

Comparative Examples 3 and 4

Organic EL devices were each produced in the same manner as in Example 1 except that the following compound (c) or (d) described in WO 2006-122630 was used as a host material instead of Host Compound No. 1 in Example 1, and the devices were each evaluated in the same manner as in Example 1. Table 1 shows the results of the evaluation for light emitting performance.

Comparative Example 5

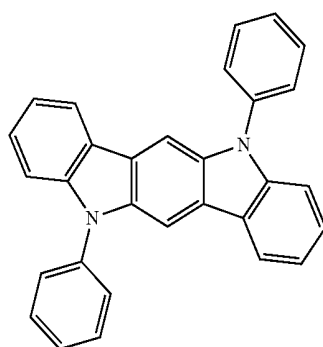
An organic EL device was produced in the same manner as in Example 1 except that the following compound (e) described in WO 2007-063754 was used as a host material instead of Host Compound No. 1 in Example 1, and the device was evaluated in the same manner as in Example 1. Table 1 shows the results of the evaluation for light emitting performance.

Comparative Example 6

An organic EL device was produced in the same manner as in Example 1 except that the following compound (f) described in JP 2008-81494 A was used as a host material instead of Host Compound No. 1 in Example 1, and the device was evaluated in the same manner as in Example 1. Table 1 shows the results of the evaluation for light emitting performance.

Comparative Example 7

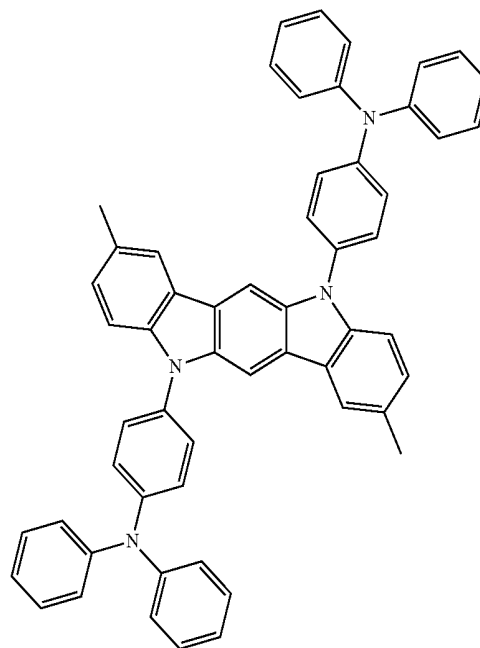
An organic EL device was produced in the same manner as in Example 1 except that the following compound (g) described in US 2002-0132134 A and US 2003-0044646 A was used as a host material instead of Host Compound No. 1 in Example 1, and the device was evaluated in the same manner as in Example 1. Table 1 shows the results of the evaluation for light emitting performance.



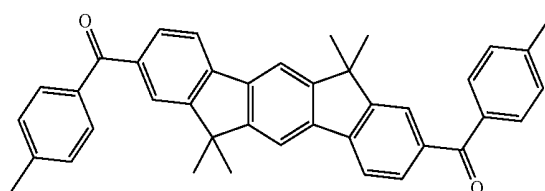
350

-continued

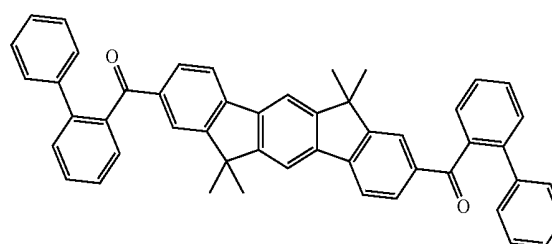
(b)



(c)



(d)



351

-continued

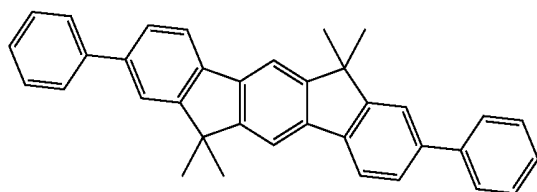
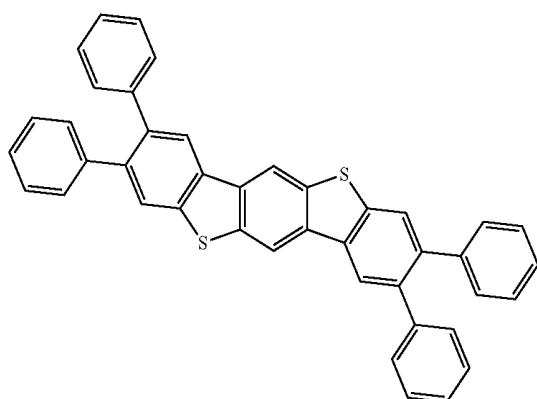
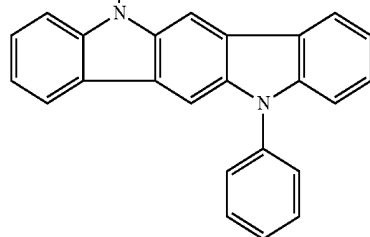
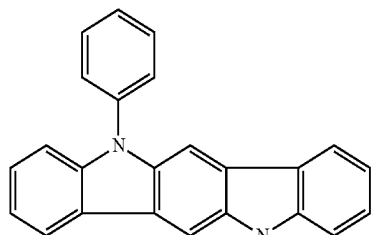


TABLE 1

	Host Compound	Voltage (V) @ 20 mA/cm ²	Efficiency (cd/A) @ 1,000 cd/m ²	Lifetime (hr) @ 20,000 cd/m ²
Example 1	(1)	5.8	52.3	350
Example 2	(11)	4.5	45.8	110
Example 3	(22)	6.0	50.8	320
Example 4	(28)	5.2	57.6	400
Example 5	(39)	5.3	57.5	300
Example 6	(57)	5.2	56.8	410
Example 7	(58)	5.0	50.5	350
Example 8	(60)	5.4	57.8	370
Example 9	(62)	5.3	54.3	500
Comparative Example 1	(a)	4.6	26.5	50

352

TABLE 1-continued

	Host Compound	Voltage (V) @ 20 mA/cm ²	Efficiency (cd/A) @ 1,000 cd/m ²	Lifetime (hr) @ 20,000 cd/m ²
5	Comparative Example 2	(b) 4.2	17.6	30
	Comparative Example 3	(c) 4.9	37.5	50
	Comparative Example 4	(d) 4.7	35.9	60
10	Comparative Example 5	(e) 4.3	17.3	30
	Comparative Example 6	(f) 5.5	38.2	50
15	Comparative Example 7	(g) 5.4	28.7	60

Example 10

Production of Organic EL Device

The glass substrate provided with a transparent electrode cleaned in the same manner as described above was mounted on a substrate holder of a vacuum deposition apparatus. First, Compound A was deposited from the vapor onto the surface of the glass substrate on the side where a transparent electrode line was formed so as to cover the transparent electrode, whereby a hole transporting layer having a thickness of 30 nm was obtained.

Compound No. 198 as a host for phosphorescence and Ir(Ph-ppy)₃ as a dopant for phosphorescence were co-deposited from the vapor onto the hole transporting layer, whereby a phosphorescent layer having a thickness of 30 nm was obtained. The concentration of Ir(Ph-ppy)₃ was 10 mass %.

Subsequently, Compound No. 20 having a thickness of 10 nm, Compound C having a thickness of 20 nm, LiF having a thickness of 1 nm, and metal Al having a thickness of 80 nm were sequentially laminated on the phosphorescent layer, whereby a cathode was obtained. It should be noted that LiF as an electron injectable electrode was formed at a rate of 1 Å/min.

(Evaluation of Organic EL Device for Light Emitting Performance)

The organic EL device thus produced was caused to emit light by being driven with a direct current. The luminance (L) of the emitted light and the current density at which the device started to emit the light were measured. Then, the current efficiency (L/J) of the device at a luminance of 1,000 cd/m² was determined. Further, the lifetime of the device at a luminance of 20,000 cd/m² was determined. Table 2 shows the results.

Examples 11 to 16

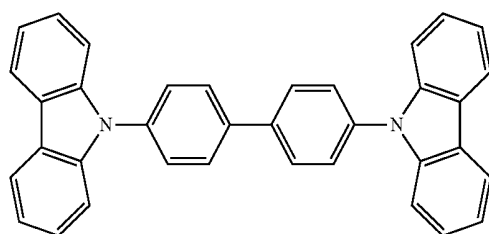
Organic EL devices were each produced in the same manner as in Example 10 except that a host compound and an electron transportable compound listed in Table 2 were used instead of Host Compound No. 198 and Electron Transportable Compound No. 20 in Example 10, and the devices were each evaluated in the same manner as in Example 10. Table 2 shows the results of the evaluation for light emitting performance.

Comparative Example 8

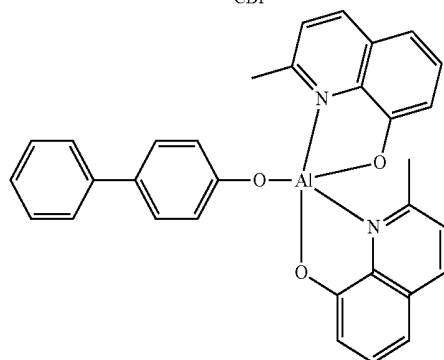
An organic EL device was produced in the same manner as in Example 10 except that: CBP was used instead of Host

353

Compound No. 198 in Example 10; and BALq was used instead of Electron Transportable Compound No. 20 in Example 10. Then, the device was evaluated in the same manner as in Example 10. Table 2 shows the results of the evaluation for light emitting performance.



CBP



BALq

TABLE 2

	Host Compound	Electron Transportable Compound	Voltage (V) @ 20 mA/cm ²	Efficiency (cd/A) @ 1,000 cd/m ²	Lifetime (hr) @ 20,000 cd/m ²
Example 10	(198)	(20)	4.7	65.1	500
Example 11	(198)	(67)	4.5	63.9	550
Example 12	(137)	(67)	4.5	57.1	350
Example 13	(193)	(67)	5.2	61.8	400
Example 14	(209)	(67)	5.3	63.8	380
Example 15	CBP	(20)	5.3	47.2	100
Example 16	CBP	(67)	5.1	48.5	100
Comparative Example 8	CBP	BALq	6.5	45.1	30

Each of the organic EL devices of the comparative examples showed a lower current efficiency, was driven at a higher voltage, and had a shorter lifetime than those of each of the organic EL devices of the examples.

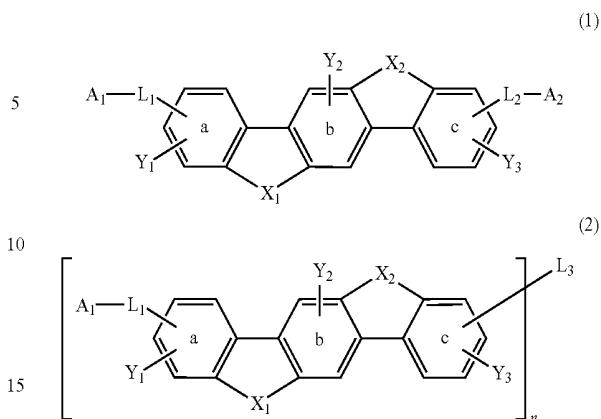
Industrial Applicability

As described above in detail, the utilization of the material for an organic EL device of the present invention can provide an organic EL device which: shows high luminous efficiency; is free of any pixel defect; and has a long lifetime. Accordingly, the organic EL device of the present invention is extremely useful as, for example, a light source for various electronic instruments. In addition, the material can be effectively used also as a material for an organic electron device, and is extremely useful in an organic solar cell, organic semiconductor laser, a sensor using organic matter, or an organic TFT.

The invention claimed is:

1. A material for an organic electroluminescence device represented by one of formulae (1) and (2):

354



wherein:

X₁ and X₂ each independently represent O, N—R₁, or CR₂R₃, provided that a case where both X₁ and X₂ represent CR₂R₃ is excluded;

R₁, R₂, and R₃ each independently represent an alkyl group having 1 to 20 carbon atoms, a substituted or unsubstituted cycloalkyl group having a ring formed of 3 to 20 carbon atoms, an aralkyl group having 7 to 24 carbon atoms, a silyl group having 3 to 20 carbon atoms, a substituted or unsubstituted aromatic hydrocarbon group having a ring formed of 6 to 24 carbon atoms, or a substituted or unsubstituted aromatic heterocyclic group having a ring formed of 3 to 24 atoms, provided that, when both X₁ and X₂ represent N—R₁, at least one R₁ represents a residue of dibenzofuran, dibenzothiophene, phenoxazine, phenothiazine, dihydroacridine or N-methylbenzimidazole, wherein the residue is optionally substituted by a substituent selected from the group consisting of an alkyl group having 1 to 10 carbon atoms, a cycloalkyl group having a ring formed of 3 to 40 carbon atoms, an alkoxy group having 1 to 6 carbon atoms, a cycloalkoxy group having a ring formed of 3 to 10 carbon atoms, an aromatic hydrocarbon group having a ring formed of 6 to 40 carbon atoms, an amino group substituted with an aromatic hydrocarbon group having a ring formed of 6 to 40 carbon atoms, an ester group having an aromatic hydrocarbon group having a ring formed of 6 to 40 carbon atoms, an ester group having an alkyl group having 1 to 6 carbon atoms, cyano group, nitro group, and halogen atom;

n represents 2, 3, or 4, and the material represented by the formula (2) comprises a dimer using L₃ as a linking group for n=2, a trimer using L₃ as a linking group for n=3, or a tetramer using L₃ as a linking group for n=4;

L₁ represents a single bond, an alkyl or alkylene group having 1 to 20 carbon atoms, a substituted or unsubstituted cycloalkyl or cycloalkylene group having a ring formed of 3 to 20 carbon atoms, a monovalent or divalent silyl group having 2 to 20 carbon atoms, a substituted or unsubstituted, monovalent or divalent aromatic hydrocarbon group having a ring formed of 6 to 24 carbon atoms, or a substituted or unsubstituted, monovalent or divalent aromatic heterocyclic group which has a ring formed of 3 to 24 atoms and which is linked with a benzene ring through a carbon-carbon bond;

L₂ represents a single bond, an alkyl or alkylene group having 1 to 20 carbon atoms, a substituted or unsubstituted cycloalkyl or cycloalkylene group having a ring formed of 3 to 20 carbon atoms, a monovalent or divalent

355

silyl group having 2 to 20 carbon atoms, a substituted or unsubstituted, monovalent or divalent aromatic hydrocarbon group having a ring formed of 6 to 24 carbon atoms, or a substituted or unsubstituted, monovalent or divalent aromatic heterocyclic group which has a ring formed of 3 to 24 atoms and which is linked with a benzene ring c through a carbon-carbon bond;

when n represents 2, L_3 represents a single bond, an alkylene group having 1 to 20 carbon atoms, a substituted or unsubstituted cycloalkylene group having a ring formed of 3 to 20 carbon atoms, a divalent silyl group having 2 to 20 carbon atoms, a substituted or unsubstituted, divalent aromatic hydrocarbon group having a ring formed of 6 to 24 carbon atoms, or a substituted or unsubstituted, divalent aromatic heterocyclic group which has a ring formed of 3 to 24 atoms and which is linked with the benzene ring c through a carbon-carbon bond, when n represents 3, L_3 represents a trivalent alkane having 1 to 20 carbon atoms, a substituted or unsubstituted, trivalent cycloalkane having a ring formed of 3 to 20 carbon atoms, a trivalent silyl group having 1 to 20 carbon atoms, a substituted or unsubstituted, trivalent aromatic hydrocarbon group having a ring formed of 6 to 24 carbon atoms, or a substituted or unsubstituted, trivalent aromatic heterocyclic group which has 3 to 24 atoms and which is linked with the benzene ring c through a carbon-carbon bond, or when n represents 4, L_3 represents a tetravalent alkane having 1 to 20 carbon atoms, a substituted or unsubstituted, tetravalent cycloalkane having a ring formed of 3 to 20 carbon atoms, a silicon atom, a substituted or unsubstituted, tetravalent aromatic hydrocarbon group having a ring formed of 6 to 24 carbon atoms, or a substituted or unsubstituted, tetravalent aromatic heterocyclic group which has a ring formed of 3 to 24 atoms and which is linked with the benzene ring c through a carbon-carbon bond;

A_1 represents a hydrogen atom, a substituted or unsubstituted cycloalkyl group having a ring formed of 3 to 20 carbon atoms, a silyl group having 3 to 20 carbon atoms, a substituted or unsubstituted aromatic hydrocarbon group having a ring formed of 6 to 24 carbon atoms, or an aromatic heterocyclic group which has a ring formed of 3 to 24 atoms and which is linked with L_1 through a carbon-carbon bond, provided that, when L_1 represents an alkyl or alkylene group having 1 to 20 carbon atoms, a case where A_1 represents a hydrogen atom is excluded;

A_2 represents a hydrogen atom, a substituted or unsubstituted cycloalkyl group having a ring formed of 3 to 20 carbon atoms, a silyl group having 3 to 20 carbon atoms, a substituted or unsubstituted aromatic hydrocarbon group having a ring formed of 6 to 24 carbon atoms, or an aromatic heterocyclic group which has a ring formed of 3 to 24 atoms and which is linked with L_2 through a carbon-carbon bond, provided that, when L_2 represents an alkyl or alkylene group having 1 to 20 carbon atoms, a case where A_2 represents a hydrogen atom is excluded, and, when X_1 and X_2 each represent O or CR_2R_3 and both L_1 and L_2 represent single bonds, a case where A_1 and A_2 simultaneously represent hydrogen atoms is excluded;

the substituent of A_1 and A_2 is selected from the group consisting of an alkyl group having 1 to 10 carbon atoms, a cycloalkyl group having a ring formed of 3 to 40 carbon atoms, an alkoxy group having 1 to 6 carbon atoms, a cycloalkoxy group having a ring formed of 3 to 10 carbon atoms, an aromatic hydrocarbon group having a ring formed of 6 to 40 carbon atoms, an aromatic

356

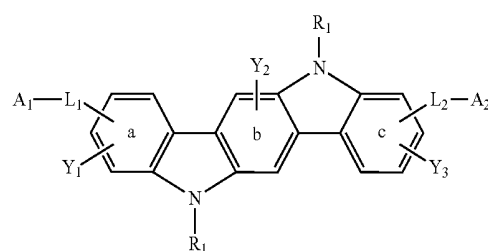
heterocyclic group having a ring formed of 3 to 40 atoms, an amino group substituted with an aromatic hydrocarbon group having a ring formed of 6 to 40 carbon atoms, an ester group having an aromatic hydrocarbon group having a ring formed of 6 to 40 carbon atoms, an ester group having an alkyl group having 1 to 6 carbon atoms, cyano group, nitro group, and halogen atom;

Y_1 , Y_2 , and Y_3 each represent an alkyl group having 1 to 20 carbon atoms, a substituted or unsubstituted cycloalkyl group having a ring formed of 3 to 20 carbon atoms, an alkoxy group having 1 to 20 carbon atoms, an aralkyl group having 7 to 24 carbon atoms, a silyl group having 3 to 20 carbon atoms, a substituted or unsubstituted aromatic hydrocarbon group having a ring formed of 6 to 24 carbon atoms, or a substituted or unsubstituted aromatic heterocyclic group which has a ring formed of 3 to 24 atoms and which is linked with the benzene ring a, b, or c through a carbon-carbon bond, a number of each of Y_1 and Y_3 is 0, 1, 2, or 3, and a number of Y_2 is 0, 1, or 2; and

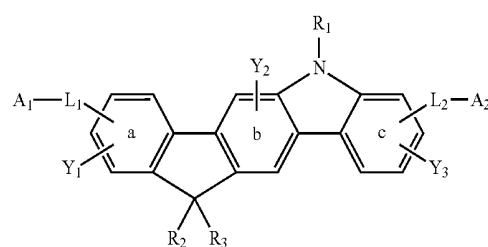
A_1 , A_2 , L_1 , L_2 , and L_3 are each free of any carbonyl group.

2. The material for an organic electroluminescence device according to claim 1, wherein the material for an organic electroluminescence device is represented by any one of formulae (3) to (10):

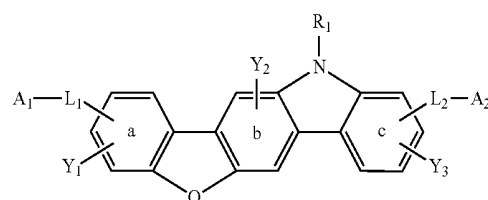
(3)



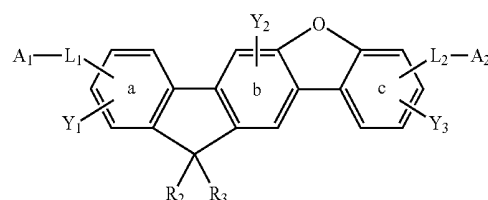
(4)



(5)

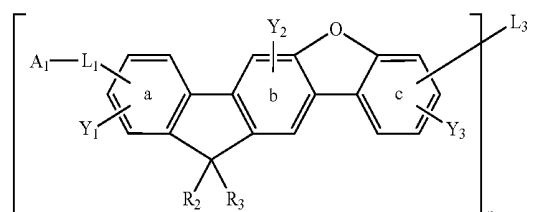
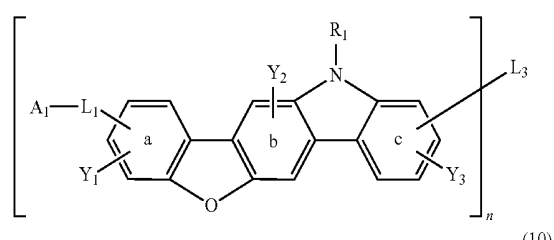
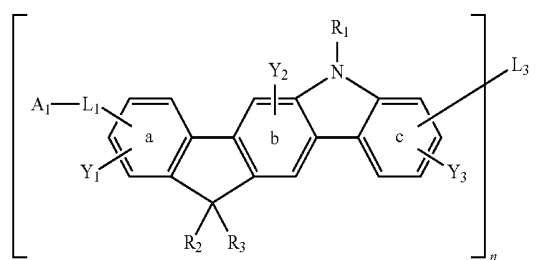
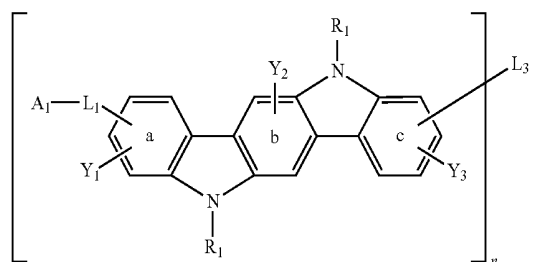


(6)



357

-continued



wherein R_1 , R_2 , R_3 , n , L_1 , L_2 , L_3 , A_1 , A_2 , Y_1 , Y_2 , and Y_3 are as defined in claim 1.

3. An organic electroluminescence device comprising one or more organic thin film layers including a light emitting layer between a cathode and an anode, wherein at least one layer of the organic thin film layers comprises the material for an organic electroluminescence device according to claim 1.

4. The organic electroluminescence device according to claim 3, wherein the light emitting layer comprises the material for an organic electroluminescence device as a host material.

5. The organic electroluminescence device according to claim 4, wherein the light emitting layer further comprises a phosphorescent material.

6. The organic electroluminescence device according to claim 5, wherein the phosphorescent material comprises an orthometalated complex of an iridium (Ir), osmium (Os), or platinum (Pt) metal.

7. The organic electroluminescence device according to claim 4, further comprising an electron injecting layer between the light emitting layer and the cathode, wherein the electron injecting layer comprises a nitrogen-containing ring derivative.

8. The organic electroluminescence device according to claim 3, further comprising a hole transporting layer between

358

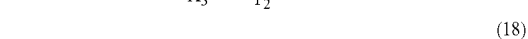
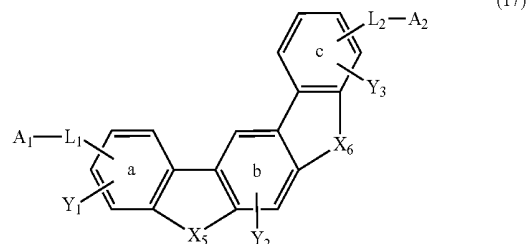
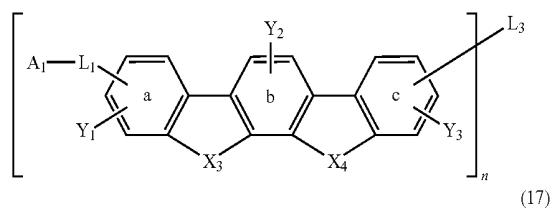
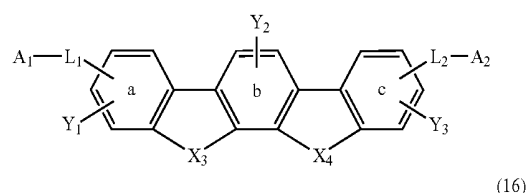
the light emitting layer and the anode, wherein the hole transporting layer comprises the material for an organic electroluminescence device.

9. The organic electroluminescence device according to claim 3, further comprising a reducing dopant at an interfacial region between the cathode and the organic thin film layers.

10. The organic electroluminescence device according to claim 3, further comprising an electron transporting layer between the light emitting layer and the cathode, wherein the electron transporting layer comprises the material for an organic electroluminescence device.

11. The organic electroluminescence device according to claim 10, wherein the light emitting layer comprises a host material and a phosphorescent material, and the phosphorescent material comprises an orthometalated complex of an iridium (Ir), osmium (Os), or platinum (Pt) metal.

12. The organic electroluminescence device according to claim 11, wherein host material comprises a material for an organic electroluminescence device represented by any one of formulae (15) to (18):



wherein:

X_3 , X_4 , X_5 , and X_6 each independently represent O, S, N- R_1 , or CR_2R_3 ;

R_1 , R_2 , and R_3 each independently represent an alkyl group having 1 to 20 carbon atoms, a substituted or unsubstituted cycloalkyl group having a ring formed of 3 to 20 carbon atoms, an aralkyl group having 7 to 24 carbon atoms, a silyl group having 3 to 20 carbon atoms, a

substituted or unsubstituted aromatic hydrocarbon group having a ring formed of 6 to 24 carbon atoms, or a substituted or unsubstituted aromatic heterocyclic group having a ring formed of 3 to 24 atoms, provided that, when both X_3 and X_4 , or both X_5 and X_6 , represent $N-R_1$, at least one R_1 represents a substituted or unsubstituted, monovalent fused aromatic heterocyclic group having a ring formed of 8 to 24 atoms;

n represents 2, 3, or 4, and the material represented by one of the formulae (16) and (18) comprises a dimer using L_3 as a linking group for $n=2$, a trimer using L_3 as a linking group for $n=3$, or a tetramer using L_3 as a linking group for $n=4$;

L_1 represents a single bond, an alkyl or alkylene group having 1 to 20 carbon atoms, a substituted or unsubstituted cycloalkyl or cycloalkylene group having a ring formed of 3 to 20 carbon atoms, a monovalent or divalent silyl group having 2 to 20 carbon atoms, a substituted or unsubstituted, monovalent or divalent aromatic hydrocarbon group having a ring formed of 6 to 24 carbon atoms, or a substituted or unsubstituted, monovalent or divalent aromatic heterocyclic group which has a ring formed of 3 to 24 atoms and which is linked with a benzene ring a through a carbon-carbon bond;

L_2 represents a single bond, an alkyl or alkylene group having 1 to 20 carbon atoms, a substituted or unsubstituted cycloalkyl or cycloalkylene group having a ring formed of 3 to 20 carbon atoms, a monovalent or divalent silyl group having 2 to 20 carbon atoms, a substituted or unsubstituted, monovalent or divalent aromatic hydrocarbon group having a ring formed of 6 to 24 carbon atoms, or a substituted or unsubstituted, monovalent or divalent aromatic heterocyclic group which has a ring formed of 3 to 24 atoms and which is linked with a benzene ring c through a carbon-carbon bond, provided that, when both X_7 and X_8 , both X_9 and X_{10} , or both X_{11} and X_{12} , represent CR_2R_3 and both L_1 and L_2 represent substituted or unsubstituted, monovalent or divalent aromatic hydrocarbon groups having a ring formed of 6 to 24 carbon atoms, a case where L_1 and L_2 are simultaneously linked at para positions with respect to a benzene ring b is excluded;

when n represents 2, L_3 represents a single bond, an alkylene group having 1 to 20 carbon atoms, a substituted or unsubstituted cycloalkylene group having a ring formed of 3 to 20 carbon atoms, a divalent silyl group having 2 to 20 carbon atoms, a substituted or unsubstituted, divalent aromatic hydrocarbon group having a ring formed of 6 to 24 carbon atoms, or a substituted or unsubstituted, divalent aromatic heterocyclic group which has a ring formed of 3 to 24 atoms and which is linked with the benzene ring c through a carbon-carbon bond, when n represents 3, L_3 represents a trivalent alkane having 1 to 20 carbon atoms, a substituted or unsubstituted, trivalent cycloalkane having a ring formed of 3 to 20 carbon atoms, a trivalent silyl group having 1 to 20 carbon atoms, a substituted or unsubstituted, trivalent aromatic hydrocarbon group having a ring formed of 6 to 24 carbon atoms, or a substituted or unsubstituted, trivalent aromatic heterocyclic group which has 3 to 24 atoms and which is linked with the benzene ring c through a carbon-carbon bond, or when n represents 4, L_3 represents a tetravalent alkane having 1 to 20 carbon atoms, a substituted or unsubstituted, tetravalent cycloalkane having a ring formed of 3 to 20 carbon atoms, a silicon atom, a substituted or unsubstituted, tetravalent aromatic hydrocarbon group having a ring formed of 6 to 24

carbon atoms, or a substituted or unsubstituted, tetravalent aromatic heterocyclic group which has a ring formed of 3 to 24 atoms and which is linked with the benzene ring c through a carbon-carbon bond, provided that, when both X_7 and X_8 , both X_9 and X_{10} , or both X_{11} and X_{12} , represent CR_2R_3 and both L_1 and L_3 represent a substituted or unsubstituted, monovalent, divalent, trivalent, or tetravalent aromatic hydrocarbon group having a ring formed of 6 to 24 carbon atoms, a case where L_1 and L_3 are simultaneously linked at para positions with respect to the benzene ring b is excluded;

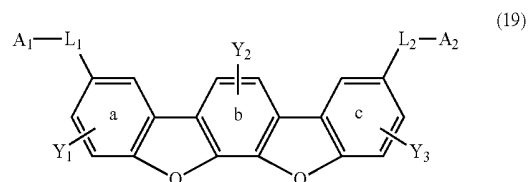
A_1 represents a hydrogen atom, a substituted or unsubstituted cycloalkyl group having a ring formed of 3 to 20 carbon atoms, a silyl group having 3 to 20 carbon atoms, a substituted or unsubstituted aromatic hydrocarbon group having a ring formed of 6 to 24 carbon atoms, or an aromatic heterocyclic group which has a ring formed of 3 to 24 atoms and which is linked with L_1 through a carbon-carbon bond, provided that, when L_1 represents an alkyl or alkylene group having 1 to 20 carbon atoms, a case where A_1 represents a hydrogen atom is excluded;

A_2 represents a hydrogen atom, a substituted or unsubstituted cycloalkyl group having a ring formed of 3 to 20 carbon atoms, a silyl group having 3 to 20 carbon atoms, a substituted or unsubstituted aromatic hydrocarbon group having a ring formed of 6 to 24 carbon atoms, or an aromatic heterocyclic group which has a ring formed of 3 to 24 atoms and which is linked with L_2 through a carbon-carbon bond, provided that, when L_2 represents an alkyl or alkylene group having 1 to 20 carbon atoms, a case where A_2 represents a hydrogen atom is excluded, and, when X_7 and X_8 , X_9 and X_{10} , or X_{11} and X_{12} , each represent O, S, or CR_2R_3 and both L_1 and L_2 represent single bonds, a case where A_1 and A_2 simultaneously represent hydrogen atoms is excluded;

Y_1 , Y_2 , and Y_3 each represent an alkyl group having 1 to 20 carbon atoms, a substituted or unsubstituted cycloalkyl group having a ring formed of 3 to 20 carbon atoms, an alkoxy group having 1 to 20 carbon atoms, an aralkyl group having 7 to 24 carbon atoms, a silyl group having 3 to 20 carbon atoms, a substituted or unsubstituted aromatic hydrocarbon group having a ring formed of 6 to 24 carbon atoms, or a substituted or unsubstituted aromatic heterocyclic group which has a ring formed of 3 to 24 atoms and which is linked with the benzene ring a, b, or c through a carbon-carbon bond, a number of each of Y_1 and Y_3 is 0, 1, 2, or 3, and a number of Y_2 is 0, 1, or 2; and

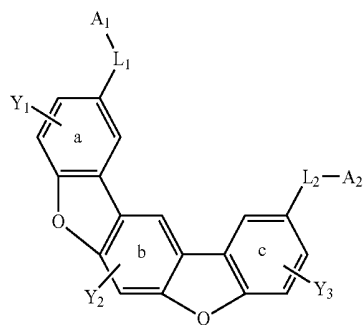
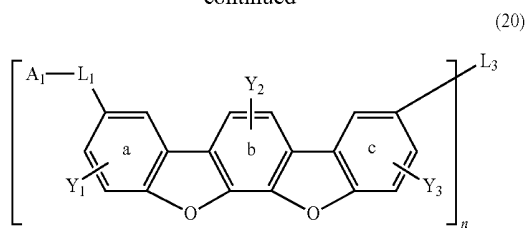
A_1 , A_2 , L_1 , L_2 , and L_3 are each free of any carbonyl group.

13. The organic electroluminescence device according to claim 12, wherein the material for an organic electroluminescence device in the light emitting layer is represented by any one of formulae (19) to (22):

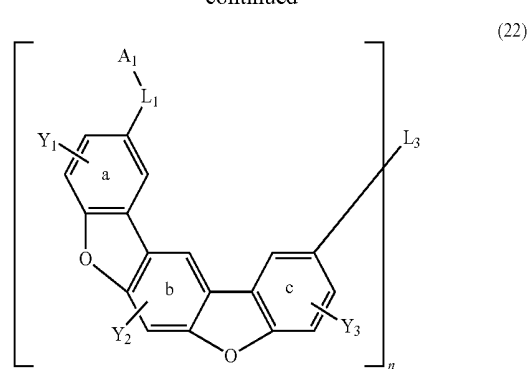


361

-continued

**362**

-continued



wherein n , L_1 , L_2 , L_3 , A_1 , A_2 , Y_1 , Y_2 , and Y_3 are as defined in claim 12.

* * * * *

专利名称(译)	用于有机电致发光器件的交联的 π -共轭杂并苯化合物和使用其的有机电致发光器件		
公开(公告)号	US8372529	公开(公告)日	2013-02-12
申请号	US13/270786	申请日	2011-10-11
申请(专利权)人(译)	出光兴产股份有限公司.		
当前申请(专利权)人(译)	出光兴产股份有限公司.		
[标]发明人	KATO TOMOKI NUMATA MASAKI NISHIMURA KAZUKI IWAKUMA TOSHIHIRO HOSOKAWA CHISHIO		
发明人	KATO, TOMOKI NUMATA, MASAKI NISHIMURA, KAZUKI IWAKUMA, TOSHIHIRO HOSOKAWA, CHISHIO		
IPC分类号	H01L51/54 C09K11/06 C07D307/77		
CPC分类号	C07D235/08 C07D403/10 C07D487/04 C07D495/04 C07D519/00 C09K11/06 H05B33/14 C09K11/025 H01L51/0065 H01L51/0067 H01L51/0068 H01L51/0071 H01L51/0072 H01L51/0073 Y10S428/917 C09K2211/1029 C09K2211/186		
优先权	2008148515 2008-06-05 JP		
其他公开文献	US20120085995A1		
外部链接	Espacenet USPTO		

摘要(译)

本发明提供一种有机电致发光元件，其发光效率高。没有任何像素缺陷；并且具有长寿命，以及用于实现该装置的有机电致发光器件的材料。用于有机电致发光器件的材料是具有与碳原子，氮原子或氧原子交联的 π -共轭杂并苯骨架的特定结构的化合物。有机电致发光器件具有一个或多个有机薄膜层，所述有机薄膜层包括在阴极和阳极之间的发光层，并且至少一层有机薄膜层包含用于有机电致发光器件的材料。

